

64 3 9823454

265



LAZER-ALIGN

REPORT FORM

Truck Alignment Services Ltd

PO Box 16 345, Christchurch 8042

Ph: (03) 982 3453 Fax: (03) 349 7005

REG NO

13174

MAKE/MODEL

4 axle tanker

KM

45

OWNER

Millas

Eng

#760

DATE

10/8/11

FIRST DRIVE AXLE

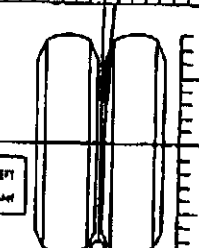
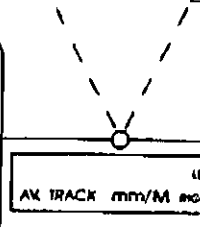
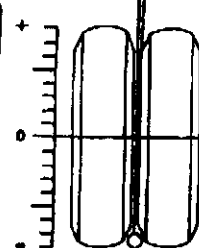
AVERAGE TRACK

LEFT RIGHT

WHEEL TRACK

WHEEL TRACK

A ₁	141 mm
B ₁	158 mm
A-B	+
C ₁	mm
CAMBER	
+	0
"	



D _{m2}	M
A ₁	138 mm
B ₁	125 mm
A-B	+
C ₁	mm
CAMBER	
+	0
"	

C ₁ /D _m	+
mm/M	
C ₂ /D _m	+
mm/M	
TOE-IN	
+	+
mm/M	
TOE-OUT	
-	-
mm/M	

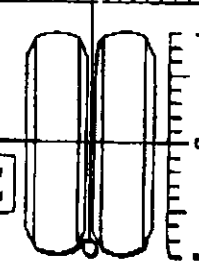
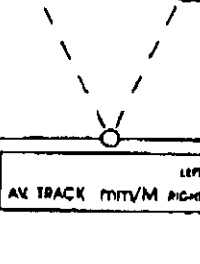
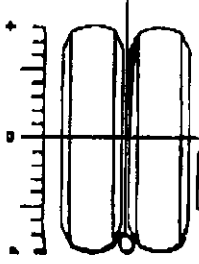
SECOND DRIVE AXLE AVERAGE TRACK

LEFT RIGHT

WHEEL TRACK

WHEEL TRACK

A ₂	158 mm
B ₂	166 mm
A-B	+
C ₂	mm
CAMBER	
+	0
"	



D _{m3}	M
A ₂	123 mm
B ₂	137 mm
A-B	+
C ₂	mm
CAMBER	
+	0
"	

C ₂ /D _m	+
mm/M	
C ₃ /D _m	+
mm/M	
TOE-IN	
+	+
mm/M	
TOE-OUT	
-	-
mm/M	

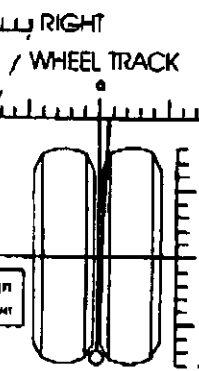
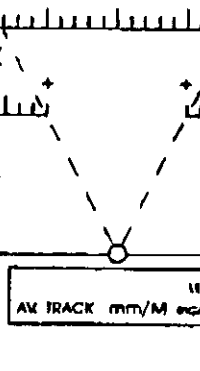
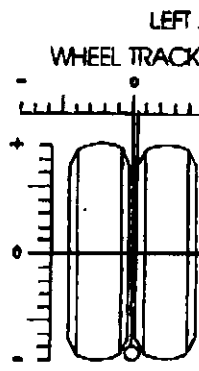
AVERAGE OUT OF SQUARE

mm/M LEFT RIGHT

MAX. OUT OF PARALLEL

mm/M

A ₃	145 mm
B ₃	140 mm
A-B	+
C ₃	mm
CAMBER	
+	0
"	



D _{m2}	M
A ₃	135 mm
B ₃	142 mm
A-B	+
C ₃	mm
CAMBER	
+	0
"	

C ₃ /D _m	+
mm/M	
C ₄ /D _m	+
mm/M	
TOE-IN	
+	+
mm/M	
TOE-OUT	
-	-
mm/M	

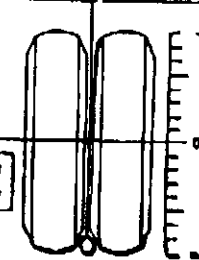
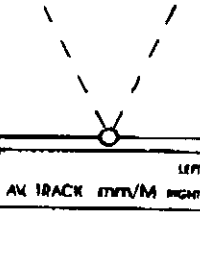
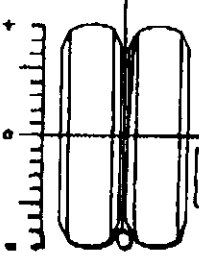
SECOND DRIVE AXLE AVERAGE TRACK

LEFT RIGHT

WHEEL TRACK

WHEEL TRACK

A ₄	137 mm
B ₄	143 mm
A-B	+
C ₄	mm
CAMBER	
+	0
"	



D _{m3}	M
A ₄	166 mm
B ₄	160 mm
A-B	+
C ₄	mm
CAMBER	
+	0
"	

C ₄ /D _m	+
mm/M	
C ₅ /D _m	+
mm/M	
TOE-IN	
+	+
mm/M	
TOE-OUT	
-	-
mm/M	

AVERAGE OUT OF SQUARE

mm/M LEFT RIGHT

MAX. OUT OF PARALLEL

mm/M

152
150
D_m = DISTANCE BETWEEN SCALES IN METRES

50
65

128
133

132
137

139
145