

Heavy vehicle specialist inspector's or manufacturing inspecting organisation's name (PRINT IN CAPS)  
**CHRIS CLARKE**

ID  
**CJC**

Vehicle registration (optional)

VIN/chassis number  
**7A9E20014L1023970**

Make  
**DOMETT**

Component being certified:  Chassis  Load anchorage

Model (optional)  
**E2001 PH**

Log bolsters  Towing connection  Brakes

Certification category  
**HVEK**

SRT  PSV stability  PSV rollover  
 Swept path  PBS

Description of work  
CERTIFY TO SCHED 5 OF LTR 32015/5: NZ HEAVY VEHICLE BRAKE SPECIFICATION  
CARRY OUT BRAKE CALCULATIONS, INSPECTION AND ECU END OF LINE PROTOCOL.  
5AFT CURTAINSIDE RSS ACTIVE ON TYRE: 265 70 R19.5  
BRAKE CHAMBERS FRONT: 20HSCLD  
BRAKE CHAMBERS REAR: 1416HTLD 14HSCLD

Code/standard/rule certified to  
**LTR 32015/5**

Component load rating(s)  
**33 Tonnes GVM**

General drawing number(s)  
**N/A**

**16 Tonnes (Front group ratings)**  
**19 Tonnes (Rear group ratings)**

Supporting documents  
**BRAKE RULE CERTIFICATE JH200613**  
**BRAKE CALCULATION # TP52078**

Special conditions (optional)  
**WARNING LAMP MUST ILLUMINATE WHEN IGNITION IS SWITCHED ON & THEN EXTINGUISH IMMEDIATELY OR WHEN VEHICLE SPEED EXCEEDS 7 KM/H**

Certification expiry date (if applicable)  
**N/A [UNLESS MODIFIED]**

or Hubodometer reading (whichever comes first)

**Declaration**

I the undersigned, declare that I am the heavy vehicle specialist inspector identified and I hold a current valid appointment. I certify that the above mentioned vehicle component's design, manufacture and installation, and this certification complies in all respects with the Land Transport Rule: Vehicle Standards Compliance 2002 and my appointment. To the best of my knowledge the information contained in the certificate is true and correct.

Designer's ID (if different from inspector below)

Inspector's signature

Inspector's name (PRINT IN CAPS) ID number  
**CHRIS CLARKE** **CJC**

Date  
**29-Jun-20**

Number  
**748056**

CoF vehicle inspector ID (if applicable)

CoF vehicle inspector signature (if applicable)

Date

All fields are mandatory unless otherwise stated.

# WABCO

## START-UP LOG

System	Trailer EBS-E	WABCO part number	480 102 084 0
Production date	2019-09-25	Serial number	437008076000E
Serial number (modulator)	000000501776		
Fingerprint Customer EOL / Customer Development / Flash Program	W503643 / 2020-06-29 ; 00000000 / 0000-00-00 ; 00000000 / 0000-00-00		

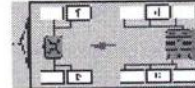
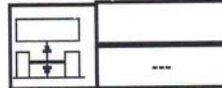
# WABCO

## TRAILER EBS-E

GGVS/ADR TUEH TB 2007 - 019.00  
ATRP0185

HERSTELLER MANUFACTURER CONSTRUCTEUR	DOMETT TRAILERS		
TYP TYPE TYPE	5AFT CURTAINSIDE		
VEHICLE IDENT NUMBER CHASSIS NUMBER NUMERO DE CHASSIS	7A9E20014L1023970		
BREMSBERECHNUNGS-NR. BRAKE CALCULATION NO. CALCUL DE FREINAGE NO.	TP52078A		
POLRADZÄHNEZAHL c-d   e-f POLE WHEEL TEETH c-d   e-f DENTS ROUE DENTÉE c-d   e-f	100	100	ABS-System ABS-System Système ABS 4S/3M
RSS RSS RSS	Einfachbereifung Single Tire Monte simple	Lenkachse Steering axle Essieu vii zur	
	Zwillingsbereifung Twin Tire Monte jumelée	Rippkritisches Fahrzeug Critical Trailer Vehicule critique	
Subsystems	SB	I/O	24N

GIO	Pin1	Pin3	Pin4
1	TAV1	MH	TAV1
2	eTASC	---	eTASC
3	ALS2	ALS2	---
4	---	---	LS1
5	DIAG	DIAG	DIAG
6	24V-O1	---	---
7	---	---	---




ACHSE AXLE ESSIEU	pm (bar)		6.5		pm (bar)		0.8		2.0		---		6.5		TYP TYPE	(mm)	(mm)	(bar)	
	1	2	3	4	5	6	7	8	9	10	11	12	1.0	Pz					
1	1600	0.6	1.6	8000	4.7	0.4	1.3	---	5.7	-	20	65	69	518	4256				
2	1600	0.6	1.6	8000	4.7	0.4	1.3	---	5.7	-	20	65	69	518	4256				
3	1300	0.4	1.3	6350	3.5	0.3	1.4	---	4.7	-	14 / 16	64	69	498	2891				
4	1300	0.4	1.3	6350	3.5	0.3	1.4	---	4.7	-	14 / 16	64	69	498	2891				
5	1300	0.4	1.3	6350	3.5	0.3	1.4	---	4.7	1	14	64	69	498	2891				

### TEBS-E

Diagnostic memory	OK	Warning lamp control	OK
Parameter setting	carried out	Stop light supply	OK
EBS pressure test	OK	Lifting axle test	Not tested
Redundancy test	OK	ECAS height sensor calibration	Not tested
ABS sensor assignment	OK	Height sensor axle load	Not tested
RTR test	Not tested	Leak test	Not tested
Immobilizer test	Not tested	Signal outputs	Not tested
Signal inputs	Not tested	Tag axle test	Not tested

### Electronic Extension Module

Diagnostic memory	Not tested	Signal outputs	Not tested
TailGUARDlight	Not tested	TailGUARD	Not tested
Manufacturer	DOMETT TRAILERS	Vehicle ident. no	7A9E20014L1023970
Vehicle type	5AFT CURTAINSIDE	Odometer reading	7.7 km
next Service	0 km	Trip reading	7.7 km
Tester	Chris Clarke	Signature 	
Date	2020-06-29 10:50:07 AM		

trailer (full, semi-, centre-axle) with air brake system acc. to UN/ECE-R.13.11

distribution: DOMETT TRAILERS  
 7A9E20014L1023970  
 SODC: JH200613  
 LT400: CJC 748056

please note!

This brake calculation is made under consideration of  
 -the legal precriptions mentioned above in the version valid at the time of making the program (V6.18.07.12).  
 -the functional characteristics of our products as well as the data of the brake out of the test approvals of the axle manufacturers, and  
 -the other vehicle data included in the brake calculation.  
 Please check whether these data correspond to the actual vehicle data.  
 Our conditions of delivery apply (particularly section 9.0).  
 In any case we commend to do a braking harmonisation!  
 WABCOBrake V6.18.07.12 db 31.08.2018

vehicle manufacturer: DOMETT TRAILERS  
 trailer model : 5AFT CURTAINSIDE  
 trailer type : 5-axle-full-trailer  
 remarks : air / hydraulic / VA suspension  
 WABCO TRAILER - EBS  
 TRISTOP 3+4: T.14/24 [TSE1416HTLD64 ACTUALLY FITTED -  
 SEE PAGE 7 FOR PERFORMANCE DATA]  
 265/70 R 19,5

axle 1 + 2 + 3 + 4 + 5 : HENDRICKSON, SBW 1937, ATRP0185,

		unladen	laden
total mass	P in kg	7100	35050
axle 1	P1 in kg	1600	8000
axle 2	P2 in kg	1600	8000
axle 3	P3 in kg	1300	6350
axle 4	P4 in kg	1300	6350
axle 5	P5 in kg	1300	6350
wheel base	E in mm	7800 - 8200	
centre of gravity height	h in mm	675	2100

	axle 1	axle 2	axle 3	axle 4	axle 5
no. of combined axles	1	1	1	1	1
no. of brake chambers per axle line	2	2	2	2	2
The power output corresponds to	BZ 122.1	BZ 122.1	BZ 119.6	BZ 119.6	BZ 122.1
brake chamber manufacturer	Meritor	Meritor	Meritor	Meritor	Meritor
chamber size	20.	20.	T.14/24	T.14/24	14.
lever length	69	69	69	69	69
brake factor	23.49	23.49	23.49	23.49	23.49
dyn. rolling radius	rdyn min in mm	421	421	421	421
dyn. rolling radius	rdyn max in mm	421	421	421	421
threshold torque	Co Nm	6.0	6.0	6.0	6.0

calculation:	axle 1	axle 2	axle 3	axle 4	axle 5
chamber pressure(rdyn min)pH at z=22,5%bar	2.2	2.2	2.1	2.1	2.1
chamber pressure(rdyn max)pH at z=22,5%bar	2.2	2.2	2.1	2.1	2.1
chamber press.(servo)pcha at pm6,5bar	5.7	5.7	4.7	4.7	4.7
piston force ThA at pm6,5bar N	6578	6578	4485	4485	4485
brake force(rdyn min)T lad. at pm6,5bar N	50826	50826	34530	34530	34530
brake force(rdyn max)T lad. at pm6,5bar N	50826	50826	34530	34530	34530
Brake force incl. 1 % rolling resistance proportion	22.3	22.3	18.5	18.5	18.5

braking rate z laden 0.597 for rdyn min  
 z = sum (TR)/PRmax 0.597 for rdyn max

Trailer may only be operated in combination with trucks/tractors with ISO 7638 supply (5 or 7 polar).

brake diagram :

maximum pressure: 8.5 bar

axle 1:

valve 1: 971 002 ... 0                    WABCO  
          EBS emergency valve

valve 2: 480 207 0.. 0                    WABCO        or 480 207 2.. 0  
          EBS relay valve

brake cylinder: Meritor    20HSCLD65

axle 2:

valve 1: 971 002 ... 0                    WABCO  
          EBS emergency valve

valve 2: 480 207 0.. 0                    WABCO        or 480 207 2.. 0  
          EBS relay valve

brake cylinder: Meritor    20HSCLD65

axle 3:

valve 1: 971 002 ... 0                    WABCO  
          EBS emergency valve

valve 2: 480 102 ... 0                    WABCO  
          EBS trailer modulator

brake cylinder: Meritor    1424HTLD64

axle 4:

valve 1: 971 002 ... 0 WABCO  
EBS emergency valve

valve 2: 480 102 ... 0 WABCO  
EBS trailer modulator

brake cylinder: Meritor 1424HTLD64

axle 5:

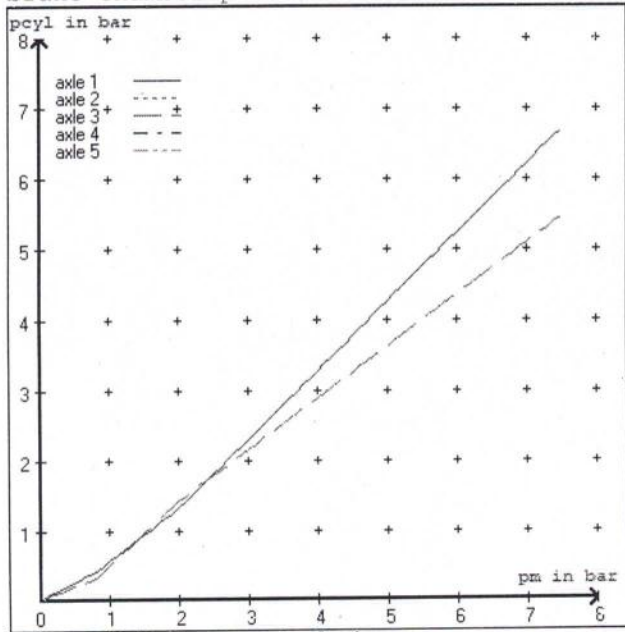
valve 1: 971 002 ... 0 WABCO  
EBS emergency valve

valve 2: 480 102 ... 0 WABCO  
EBS trailer modulator

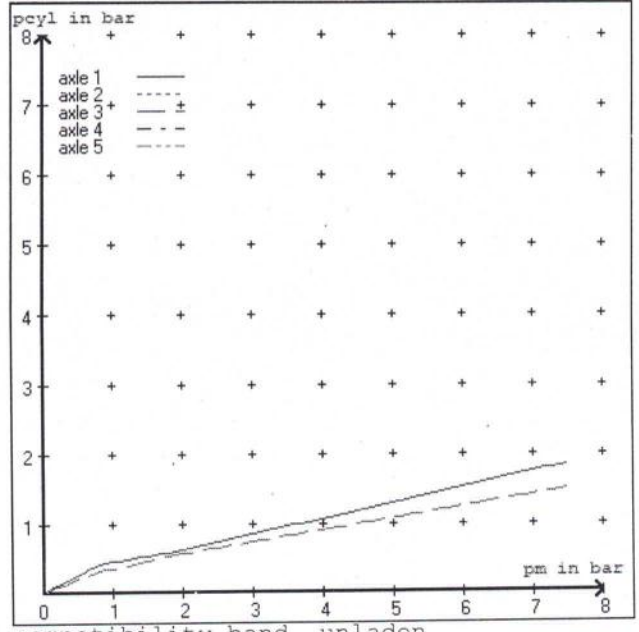
brake cylinder: Meritor 14HSCLD64

test type III (zIII = 0.30)	for rdyn min :	axle1	axle2	axle3	axle4	axle5	
at pm 3.6 bar =>	pcha in bar :	2.9	2.9	2.6	2.6	2.6	2.6
test type III (zIII = 0.06)	for rdyn min :	axle1	axle2	axle3	axle4	axle5	
at pm 1.3 bar =>	pcha in bar :	0.8	0.8	0.8	0.8	0.8	0.8

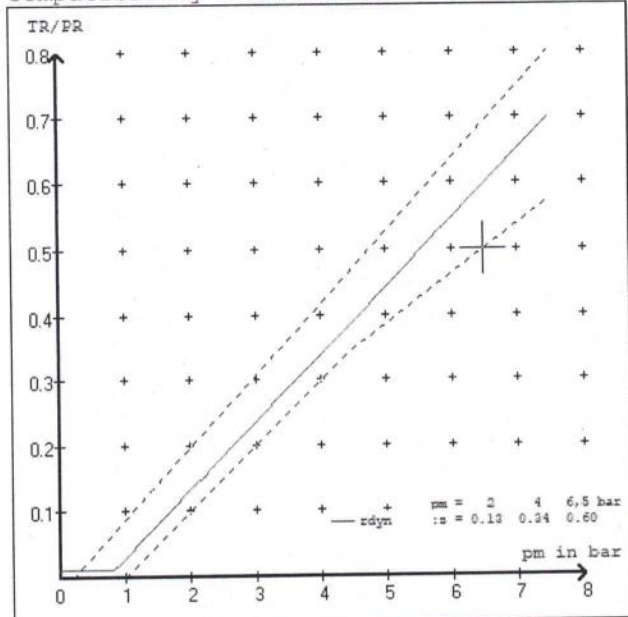
brake chamber pressure laden



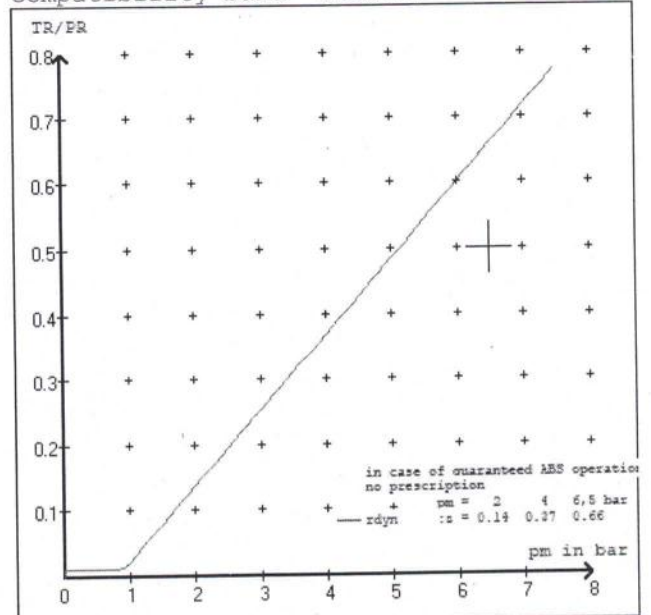
brake chamber pressure unladen



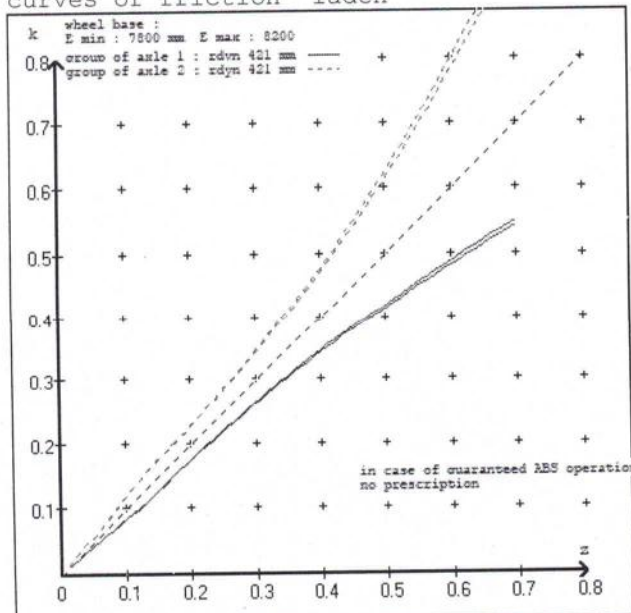
compatibility band laden



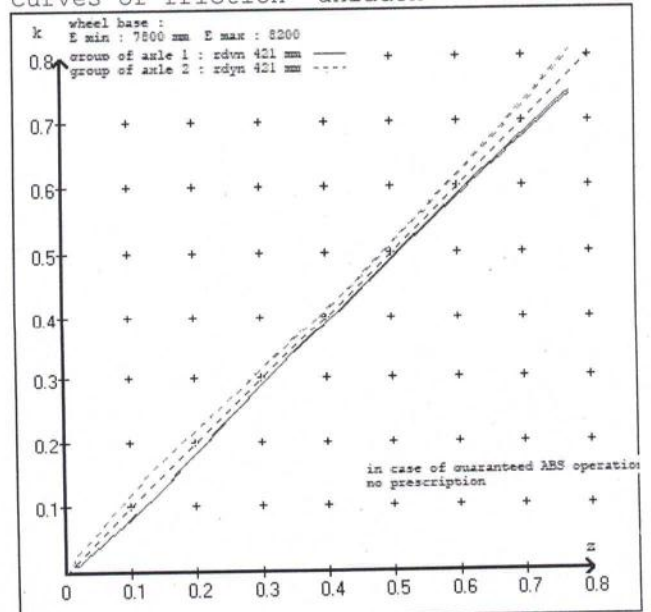
compatibility band unladen



curves of friction laden



curves of friction unladen



vehicle manufacturer: DOMETT TRAILERS  
 trailer model : 5AFT CURTAINSIDE  
 trailer type : 5-axle-full-trailer

brake chamber and lever length :

axle 1 : 2 x type/diameter 20. (Meritor) lever length 69 mm  
 axle 2 : 2 x type/diameter 20. (Meritor) lever length 69 mm  
 axle 3 : 2 x type/diameter T.14/24 (Meritor) lever length 69 mm  
 axle 4 : 2 x type/diameter T.14/24 (Meritor) lever length 69 mm  
 axle 5 : 2 x type/diameter 14. (Meritor) lever length 69 mm

brake diagram :

valve :

971 002 ... 0 WABCO EBS emergency valve  
 480 207 0.. 0 WABCO EBS relay valve or 480 207 2.. 0  
 480 102 ... 0 WABCO EBS trailer modulator

EBS input data

=====

vehicle manufacturer: DOMETT TRAILERS  
 trailer model : 5AFT CURTAINSIDE  
 trailer type : 5-axle-full-trailer  
 brake calculation no. : TP 52078A

tire circumference main axle : 2650 for rdyn max  
 tire circumference auxiliary axle : 2650 for rdyn max

assignment pm / deceleration z: pm 0.8 bar z = 0.010  
 (laden condition) 2.0 bar z = 0.134  
 6.5 bar z = 0.600

control pressure pm			6,5	control pressure pm			0.8	2.0	6.5
axle	axle load unladen	bellow pr. unladen	brake pr. unladen	axle load laden	bellow pr. laden	brake pr. laden			
1	1600	to be	1.6	9000	to be	0.4	1.3	5.7	
2	1600	entered by the vehicle manufact.	1.6	8000	entered by the vehicle manufact.	0.4	1.3	5.7	
3	1300		1.3	6350		0.3	1.4	4.7	
4	1300		1.3	6350		0.3	1.4	4.7	
5	1300		1.3	6350		0.3	1.4	4.7	

The unladen values indicated in the above table are values for the basic parameter set. Higher unladen axle loads and liftaxles are automatically recognized and do not require separate adjustment. The above unladen axle loads must not be fallen below.

=====

axle 1	axle 2	axle 3	axle 4	axle 5	
axle load pcy1	axle load pcy1	axle load pcy1	axle load pcy1	axle load pcy1	
1600	1.6	1600	1.6	1300	1.3
2100	1.9	2100	1.9	1800	1.6
2600	2.2	2600	2.2	2300	2.0
3100	2.6	3100	2.6	2800	2.3
3600	2.9	3600	2.9	3300	2.6
4100	3.2	4100	3.2	3800	3.0
4600	3.5	4600	3.5	4300	3.3
5100	3.8	5100	3.8	4800	3.7
8000	5.7	8000	5.7	6350	4.7

data sheet to ECE vehicle type-approval certificate concerning braking equipment: according to ECE R13 annex 11

axle 1 : reference axle: HENDRICKSONSBW 1937	brake lining: WABCO 230
test report : ATRP0185	date : 02.03.2017
axle 2 : reference axle: HENDRICKSONSBW 1937	brake lining: WABCO 230
test report : ATRP0185	date : 02.03.2017
axle 3 : reference axle: HENDRICKSONSBW 1937	brake lining: WABCO 230
test report : ATRP0185	date : 02.03.2017
axle 4 : reference axle: HENDRICKSONSBW 1937	brake lining: WABCO 230
test report : ATRP0185	date : 02.03.2017
axle 5 : reference axle: HENDRICKSONSBW 1937	brake lining: WABCO 230
test report : ATRP0185	date : 02.03.2017

calc. verif. of residual (hot) braking force type III  
(item 4.2.1 of appendix 2 to annex 11)

axle 1	(rdyn 421 mm)	T = 24.2 % Fe
axle 2	(rdyn 421 mm)	T = 24.2 % Fe
axle 3	(rdyn 421 mm)	T = 18.3 % Fe
axle 4	(rdyn 421 mm)	T = 18.3 % Fe
axle 5	(rdyn 421 mm)	T = 18.3 % Fe

calculated actuator stroke in mm  
(item 4.3.1.1 of appendix 2 to annex 11)

axle 1	(sp = 58 mm)	s = 48 mm
axle 2	(sp = 58 mm)	s = 48 mm
axle 3	(sp = 56 mm)	s = 48 mm
axle 4	(sp = 56 mm)	s = 48 mm
axle 5	(sp = 56 mm)	s = 48 mm

average thrust output in N at pm = 6,5 bar (however max. pcha = 7,0 bar)

axle1	ThA = 6578 N
axle2	ThA = 6578 N
axle3	ThA = 4485 N
axle4	ThA = 4485 N
axle5	ThA = 4485 N

calc. residual (hot) braking force in N  
(item 4.3.1.4 of appendix 2 to annex 11)

axle 1	(rdyn 421 mm)	T = 40650 N
axle 2	(rdyn 421 mm)	T = 40650 N
axle 3	(rdyn 421 mm)	T = 27637 N
axle 4	(rdyn 421 mm)	T = 27637 N
axle 5	(rdyn 421 mm)	T = 27637 N

basic test	type III
of subject	(calculated)
trailer (E)	residual
	(hot)braking
braking rate of the vehicle	0.60
(item 4.3.2 to appendix 2 to annex 11)	0.48

required braking rate	>= 0,4 and
(items 1.5.3 and 1.7.2 to annex 11)	>= 0,6*E (0.36)

axle 1	(rdyn 421 mm)	T = 40650 N
axle 2	(rdyn 421 mm)	T = 40650 N
axle 3	(rdyn 421 mm)	T = 27637 N
axle 4	(rdyn 421 mm)	T = 27637 N
axle 5	(rdyn 421 mm)	T = 27637 N

basic test	type III
of subject	(calculated)
trailer (E)	residual
	(hot)braking
braking rate of the vehicle	0.60
(item 4.3.2 to appendix 2 to annex 11)	0.48

required braking rate	>= 0,4 and
(items 1.5.3 and 1.7.2 to annex 11)	>= 0,6*E (0.36)



spring parking brake

		<u>axle 3</u>	<u>axle 4</u>
no of TRISTOP-actuators per axle line KDZ		2	2
TRISTOP-actuator type		T.14/16	T.14/16
lever length	lBh in mm	69	69
stat. tyre radius	rstat max in mm	401	401
at a stroke of	s in mm	30	30
min. force of spring brake	TFZ in N	6160	6160
sp.brake chamber no Meritor.....		4	4
release pressure	pLs in bar	4.5	4.5

calculation:

ratio until road		4.0466	4.0466
$iFb = lBh * \eta * C * rBt / (rBn * rstat)$			
	for rstat in mm	401	401
brake force of spring br. Tf	in N	49151	49151
$Tf = (TFZ * KDZ - 2 * Co / lBh) * iFb$			
braking rate	zf laden	0.296	
$zf = \text{sum}(Tf) / P + 0,01$			

Test of the frictional connection required by the parking brake

minimum wheelbase/minimum supporting width min Ef necessary  
to fulfil the regulations

$$\text{min Ef} = E * (1 - PR/P + zferf * h/E) / (1 - zferf / (fzul * nf/ng))$$

$$\text{min Ef} = 5945 \text{ mm} \quad \text{for } E = 7800 \text{ mm}$$

$$\text{min Ef} = 6221 \text{ mm} \quad \text{for } E = 8200 \text{ mm}$$

min Ef = minimum distance between front axle(s) (trailer) or support (semitrailer)  
and the rear axle(s) (resultant of the bogie)

E = wheel base

fzul = 0.80 maximum permissible frictional connection required

zferf = 0.18 maximum required braking ratio of the parking brake

h = 2100 mm height of center of gravity - laden

PR = 19050 kg maximum bogie mass - laden

P = 35050 kg maximum total mass - laden

nf = 2 no. of axle(s) with TRISTOP spring brake actuators

ng = 3 no. of bogie axle(s)

axle manufacturer	axle 1 + 2 + 3 + 4 + 5
type of brake	HENDRICKSON
type of axle	SBW 1937
	SBW 1937
	ATRP0185

test report of characteristic value

adm. stat. axle load	Pstat in kg	9000
tested axle load	Pe in kg	10200
max. adm. tyre radius	Rezul in mm	999
adm. cam. torque (6,5 bar)	Czul in Nm	640
lining area per brake	AB in cm <sup>2</sup>	292
no. of brake cylinder	-	2
brakefactor (SB) Bf	-	23.49
brakefactor (PB) Bf	-	23.49
threshold torque (Co,dec)	Mo in Nm	6

date	02.03.2017	
brake lining	WABCO 230	
cam torque	Ce in Nm	638
brake force	TeIII in daN	4649
stroke	seIII in mm	48
tested tyre radius	Re in mm	520
tested lever length	le in mm	69
threshold torque (Co,e)	in Nm	5

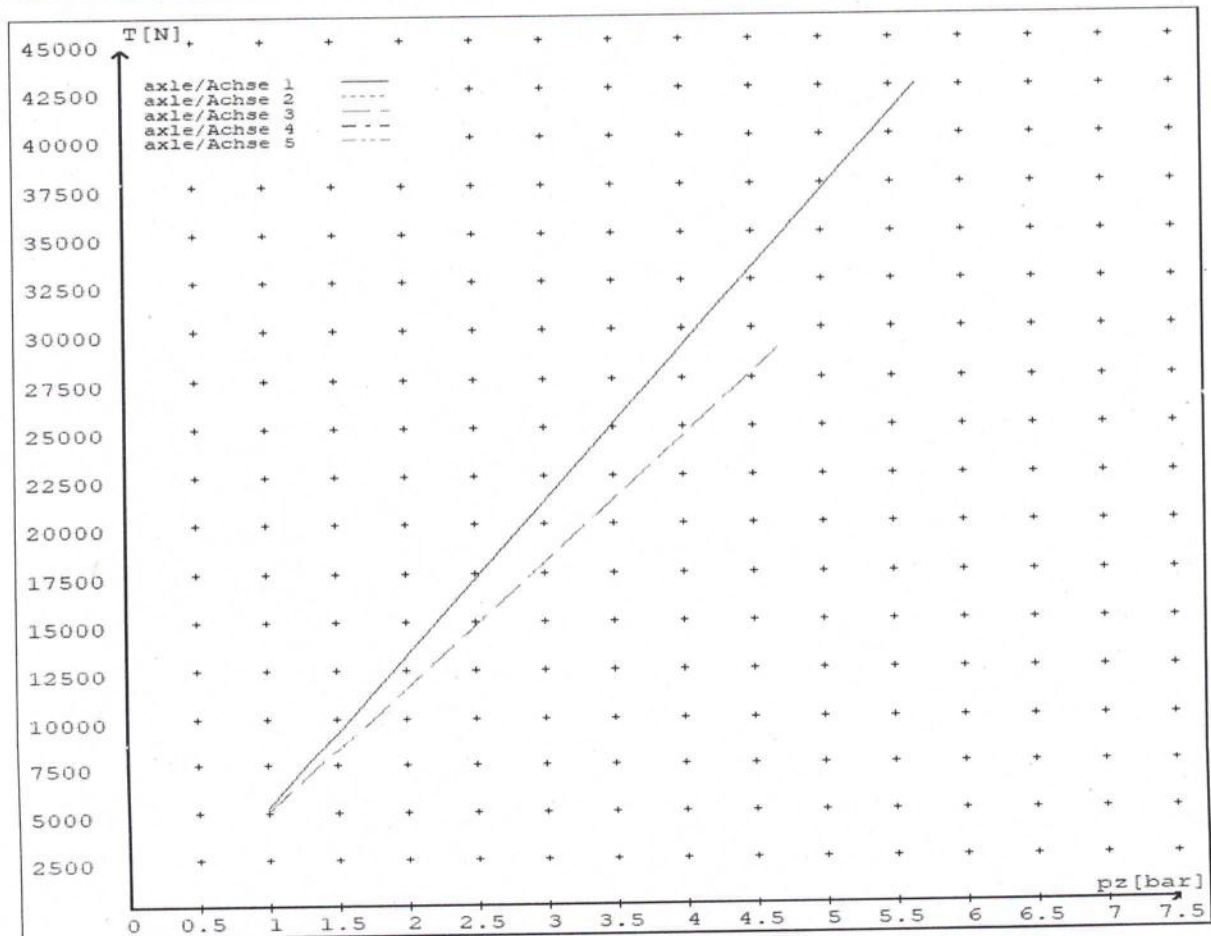
**reference values**

reference values for z = 50% for max rdyn: 421 mm

	pz [bar]	T [N]	T [N]
axle 1	1.0	5184	
	5.7	42568	
axle 2	1.0	5184	
	5.7	42568	
axle 3	1.0		4984
	4.7		28920
axle 4	1.0		4984
	4.7		28920
axle 5	1.0		4984
	4.7		28920

VIN - no.:

	Axle(s) / Achse(n)				
	20./	20./	T.14/24	T.14/24	14./
brake cylinder type (service / parking) Bremszylinder Typ (Betrieb / Fest)	20./	20./	T.14/24	T.14/24	14./
Maximum stroke smax = ...mm maximaler Hub smax = ....mm	65	65	64	64	64
Lever length = ....mm Hebellänge = ....mm	69.08	69.08	69.08	69.08	69.08



reference values for  $z = 0.5$

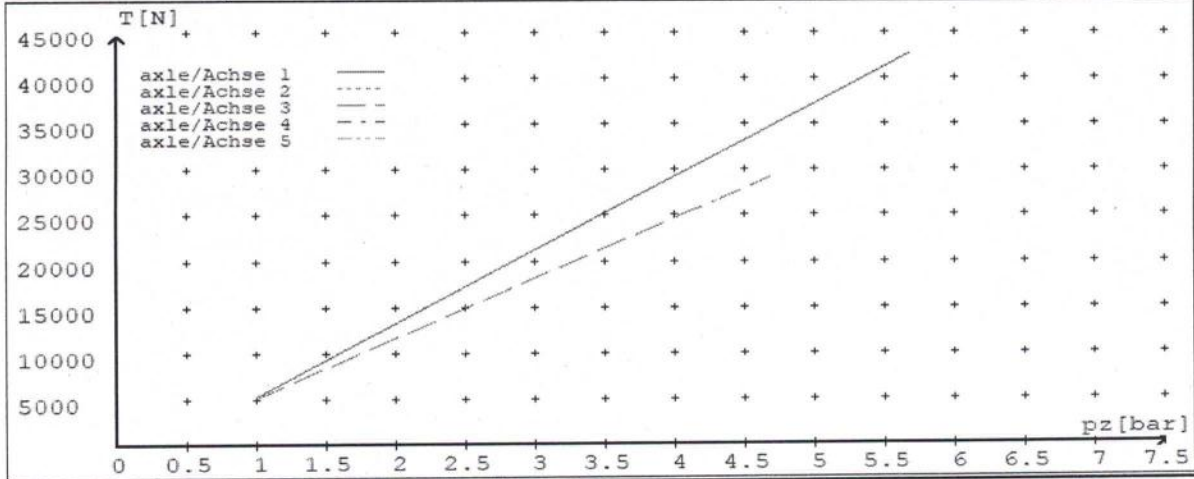
Angabe der Referenzwerte für  $z = 0.5$

for max rdyn: 421 mm

für max rdyn: 421 mm

brake calculation no: TP 52078A date 08.06.2020

Bremsberechnung Nr: TP 52078A vom 08.06.2020



	Axle(s) / Achse(n)				
brake cylinder type (service / parking) Bremszylinder Typ (Betrieb / Fest)	20./	20./	T.14/24	T.14/24	14./
Maximum stroke $s_{max} = \dots$ mm maximaler Hub $s_{max} = \dots$ mm	65	65	64	64	64
Lever length = $\dots$ mm Hebellänge = $\dots$ mm	69.08	69.08	69.08	69.08	69.08



**NEW ZEALAND HEAVY VEHICLE BRAKE RULE 32015-5  
WORKSHEET, PROCEDURE DOCUMENTATION SHEET  
& CONFIRMATION OF COMPLIANCE**

**CLIENT**

<b>MANUFACTURER:</b>	DOMETT TRAILERS
<b>ADDRESS:</b>	TAURIKURA DRIVE, TAURANGA 3173
<b>FLEET:</b>	BOOTH'S TRANSPORT

**VEHICLE DETAILS**

<b>VEHICLE TYPE:</b>	5AFT CURTAINSIDE	<b>CERT #:</b>	JH200613
<b>YEAR:</b>	2020	<b>CALCULATION #:</b>	TP52078
<b>MAKE:</b>	DOMETT	<b>REGO:</b>	N/A
<b>MODEL:</b>	E2001 PH	<b>LT400 #:</b>	748056
<b>CHASSIS #:</b>	1970	<b>ORDER #:</b>	7331
<b>VIN #:</b>	7A9E20014L1023970		
<b>GVM: t</b>	33	<b>PRIME MOVER:</b>	EBS / EUROPEAN
<b>LOAD CONFIGURATION:</b>	MIXED FREIGHT		
<b>GROUP RATINGS: t</b>	<b>FRONT</b>	<b>REAR</b>	
	16	19	
<b>WHEEL BASE: m</b>	7.83		
	<b>UNLADEN COG (m)</b>	<b>MAX HEIGHT (m)</b>	<b>HEIGHT DECK (m)</b>
	0.675	4.3	1.088
<b>COG: m</b>	2.008		
	<b>FRONT</b>	<b>REAR</b>	<b>TOTAL</b>
<b>TARE: t</b>	3.2	3.9	7.1
	<b>FRONT</b>	<b>REAR</b>	
<b>TYRE SIZE:</b>	265 70 R19.5	265 70 R19.5	
<b>ROLLING CIRCUMFERENCE: mm</b>	2645	2645	
<b>AXLE SPACING: m</b>	1.31	2.51	

**BRAKE & AXLE DETAILS**

	MAKE	MODEL	TEST REPORT
AXLE:	HENDRICKSON	HND-PAN 19 DISC	ATRP0185
POLE WHEEL FRONT:	100	POLE WHEEL REAR:	100
LINING MATERIAL:	WABCO 230	BRAKE FACTOR:	23.49
SENSED AXLES:	2 + 4		
SERIAL NUMBERS:	1	N/A	
	2	N/A	
	3	N/A	
	4	N/A	
	5	N/A	

**CHAMBER AND VALVING DETAILS**

CHAMBERS:	AXLE 1 & 2	AXLE 3 & 4	AXLE 5
BRAND:	TSE_CHAMBERS	TSE_CHAMBERS	TSE_CHAMBERS
SIZE:	20HSCLD	1416HTLD	14HSCLD
STROKE: mm	65	64	64
TEST REPORT #:	BC 0041.0 Jul '07	BC0143.0	BZ 122.1 Sep '00
SPRINGBRAKE FORCE: kN	N/A	6.16	N/A
HOLDOFF PRESSURE: Bar	N/A	4.5	N/A
FOUNDATION BRAKE:	WABCO PAN19	WABCO PAN19	WABCO PAN19
LEVER LENGTH: mm	69	69	69
BRAKE VALVES:	MAKE:	PART NUMBER:	PM PRESS. kPa
ECU PART #:	WABCO	480 102 08. 0 (MV)	80 kPa
3RD MODULATOR #:	WABCO	480 207 202 0 (12V)	80 kPa
ANTI-COMPOUNDING:	YES	ELEX:	N/A
SPRING BRAKE RELAY:	WABCO_PREV	971 002 900 0	
YARD RELEASE VALVE:	WABCO-PREV	971 002 900 0	
INLINE RELAY FITTED:	N/A	N/A	

ECU DIRECTION:

FRONT

REAR

FRONT FRICTION:  $\mu$

0.48

SMARTBOARD/OPTILINK:

SMARTBOARD

OPTI-LINK

Page 2

### SUSPENSION

	FRONT	REAR
SUSPENSION TYPE:	PNEUMATIC	ELECTRONIC
MAKE:	HENDRICKSON_AIR	HENDRICKSON_AIR
MODEL:	HENDRICKSON_INTRAX	HENDRICKSON_INTRAX
BELLOW SIZE:	HND SHOCKLESS	HND SHOCKLESS
HEIGHT CONTROL VALVE:	464 008 011 0	441 050 100 0
OTHER VALVES:	N/A	N/A
RIDE HEIGHT <i>mm</i> :	255	255
HANGER HEIGHT <i>mm</i> :	200	200
PEDESTAL HEIGHT <i>mm</i> :	40	40
LIFTAXLE:		N/A
TIPPING DUMP SWITCH:		N/A
LIFTAXLE VALVE:		472 195 052 0

### AIR TANKS

AIR TANKS STANDARD:	SAE J10A / EN286-2	
	FRONT	REAR
BRAKE TANK SIZE: <i>L</i>	46	46 + 25
AUXILLARY TANK SIZE: <i>L</i>	N/A	46
PRESSURE PROTECTION:	WABCO PEM: 461 513 002 0	

### AIR LINES

TEST POINTS:

CONTROL LINE:

X 1

TANK:

X 1

REAR CHAMBER:

X 2

FRONT CHAMBER:

X 1

DUOMATIC COLOUR CODED:

YES

**ELECTRONIC HEIGHT SENSOR CALIBRATION**

	TIMER TICKS [F/R]	MILLIMETRE [F / R]
UPPER LEVEL:	1335	320
NORMAL LEVEL:	1292	255
LOWER LEVEL:	1234	170

**CHECKS AT COMMISSION OF VEHICLE**

CHAMBER BUNGS REMOVED:  VALVE MOUNTING:

ECU BLANKING PLUGS CHECKED:

RESPONSE TIME:	MODULATOR 2.1	MODULATOR 2.2	RELAY VALVE
ms:	195	205	360

**NOTES AND SPECIAL CONDITIONS**

CERTIFY NEW TRAILER

M.A. AXLE 5

*I UNDERSTAND AND DECLARE THAT I AM THE CERTIFIER IDENTIFIED BELOW AND HOLD A CURRENT VALID APPOINTMENT. I CERTIFY THAT AT THE TIME OF INSPECTION THE ABOVE MENTIONED VEHICLE COMPONENT DESIGN AND THIS CERTIFICATION COMPLIES IN ALL RESPECTS WITH THE LAND TRANSPORT RULE VEHICLE STANDARDS COMPLIANCE 2002 AND MY DEED OF APPOINTMENT. TO THE BEST OF MY KNOWLEDGE THE INFORMATION CONTAINED IN THIS CERTIFICATE IS TRUE AND CORRECT.*

**NEW ZEALAND HEAVY VEHICLE BRAKE RULE 32015/5, SCHEDULE 5.**

DATE: 15/06/2020

SIGNED:

CERTIFIER NAME & ID:

CHRIS CLARKE CJC

SODC BY:

JOHN HIRST JEH

PHONE (BUS):

09-980-7300

FAX:

POSTAL ADDRESS:

P.O. Box 98-971, Manukau 2241  
New Zealand





**NOTICE TO VEHICLE OPERATOR**

***THIS VEHICLE HAS A BRAKE SYSTEM WHICH HAS BEEN DESIGNED AND FITTED IN ACCORDANCE WITH THE LAND TRANSPORT HEAVY VEHICLE BRAKE RULE 32015/5.***

***IF THIS VEHICLE IS OPERATED IN CONJUNCTION WITH NON-CERTIFIED VEHICLES, THERE MAY BE OPERATIONAL FACTORS WHICH NEED TO BE TAKEN INTO CONSIDERATION.***

***PLEASE REFER TO THE CERTIFIER FOR FURTHER INFORMATION.***

**EXCERPT FROM LAND TRANSPORT RULE; HEAVY-VEHICLE BRAKES RULE 32015/5. SECTION 10,**

**10.1 RESPONSIBILITIES OF OPERATORS**

A person who operates a vehicle must ensure that the vehicle complies with this rule.

**10.2 RESPONSIBILITIES OF REPAIRERS**

A person who repairs or adjusts a brake must ensure that the repair or adjustment:

- a) does not prevent the vehicle from complying with this rule;
- b) complies with Land Transport Rule: Vehicle Repair 1998.

**10.3 RESPONSIBILITIES OF MODIFIERS**

A person who modifies a vehicle so as to affect the braking performance of the vehicle must:

- a) ensure that the modification does not prevent the vehicle from complying with this Rule; and
- b) notify the operator that the vehicle must be inspected and, if necessary, certified by person or organisation appointed to carry out specialist inspection and certification of heavy vehicle brakes.

***IF YOU ARE UNSURE ABOUT YOUR RESPONSIBILITIES, PLEASE CONTACT THE VEHICLE MANUFACTURER, OR MYSELF.***

***COMPLAINTS. Complaints and Warranty issues which relate to Brake Certification will be acknowledged within 7 working days and a resolution proposed within 25 working days. Resolution of complaints and Warranty issues is subject to Transpecs Warranty policy. Customers have the right to appeal to the New Zealand Transport Authority if dissatisfied with a Compliance issue. (Refer NZTA Deed Of Appointment Para 47.4) NZTA Helpdesk 0800 699 000***

(p.p.).....  
(J.Hirst (JEH) HVEK)

**NOTICE TO VEHICLE OPERATOR**

This trailer is equipped with an Electronic Brake System.

To comply with the New Zealand Heavy Vehicle Brake Rule 32015/5, it must be used only in conjunction with a truck/tractor equipped with a 5 or 7 pin ABS/EBS power supply socket.

Failure to connect to such supply invalidates Brake Rule compliance.

The trailer ABS/EBS warning light on the towing vehicle dashboard must illuminate when the ignition is switched on and extinguish when the vehicle is in motion.

If the light does not illuminate when ignition is switched on, the system must be checked. If the light remains illuminated when the vehicle is in motion, Brake Rule compliance is compromised. Repairs must be made as soon as possible.

**If you are unsure of your responsibilities and/or obligations, please contact either the vehicle manufacturer or myself.**

(p.p.)  
J E Hirst  
(JEH HVEK)  
(09 980 7300)



**NOTICE TO VEHICLE OPERATOR**

**WABCO Park Release Emergency Valve**  
**(PREV)**

This trailer is equipped with a WABCO PREV  
Part # 971 002 900 0

Application of the park brake via the cab control valve will actuate and apply all service brakes on the trailer. In the event of a leak in the service brake system the Spring Brakes will automatically override and hold the vehicle in compliance to Land Transport Rule: Heavy-vehicle Brakes Rule 32015/5.

When the vehicle is presented for COF the trailer park brake system is tested by pulling the red actuation knob on the PREV, situated mid way down the chassis rail. The cab control in the prime mover does not have to be applied for this test procedure.

**If you are unsure of any aspect relating to this instruction please contact either the vehicle manufacturer or myself.**

(p.p.)  
J E Hirst  
(JEH HVEK)  
(09 980 7300)

