

Heavy vehicle specialist inspector's or manufacturing inspecting organisation's name (PRINT IN CAPS) **JOHN HIRST** ID **JEH**

Vehicle registration (optional) _____ VIN/chassis number **7A9E20019K1023929**

Make **DOMETT** Component being certified: Chassis Load anchorage

Model (optional) **E2001 PH** Log bolsters Towing connection Brakes

Certification category **HVEK** SRT PSV stability PSV rollover

Swept path PBS

Description of work

CERTIFY TO SCHED 5 OF LTR 32015/5: NZ HEAVY VEHICLE BRAKE SPECIFICATION

CARRY OUT BRAKE CALCULATIONS, INSPECTION AND ECU END OF LINE PROTOCOL.

5AFT CURTAINSIDE **RSS ACTIVE ON TYRE: 265 70 R19.5**

BRAKE CHAMBERS FRONT: 20HSCLD

BRAKE CHAMBERS REAR: 1416HTLD 14HSCLD

Code/standard/rule certified to **LTR 32015/5** Component load rating(s) **33 Tonnes GVM**

General drawing number(s) **N/A** **16 Tonnes (Front group ratings)**

19 Tonnes (Rear group ratings)

Supporting documents

BRAKE RULE CERTIFICATE JH200512 ;

BRAKE CALCULATION # TP52045

Special conditions (optional)

WARNING LAMP MUST ILLUMINATE WHEN IGNITION IS SWITCHED ON & THEN EXTINGUISH IMMEDIATELY OR WHEN VEHICLE SPEED EXCEEDS 7 KM/H

Certification expiry date (if applicable) **N/A [UNLESS MODIFIED]** or Hubodometer reading (whichever comes first)

Declaration

I the undersigned, declare that I am the heavy vehicle specialist inspector identified and I hold a current valid appointment. I certify that the above mentioned vehicle component's design, manufacture and installation, and this certification complies in all respects with the Land Transport Rule: Vehicle Standards Compliance 2002 and my appointment. To the best of my knowledge the information contained in the certificate is true and correct.

Designer's ID (if different from inspector below) _____

Inspector's signature 

Inspector's name (PRINT IN CAPS) **JOHN HIRST** ID number **JEH**

Date **14-May-20 ;** Number **739070**

CoF vehicle inspector ID (if applicable) _____ CoF vehicle inspector signature (if applicable) _____ Date _____

All fields are mandatory unless otherwise stated.



**NEW ZEALAND HEAVY VEHICLE BRAKE RULE 32015-5
WORKSHEET, PROCEDURE DOCUMENTATION SHEET
& CONFIRMATION OF COMPLIANCE**

CLIENT

MANUFACTURER:	DOMETT TRAILERS
ADDRESS:	TAURIKURA DRIVE, TAURANGA 3173
FLEET:	BOOTH'S TRANSPORT

VEHICLE DETAILS

VEHICLE TYPE:	5AFT CURTAINSIDE	CERT #:	JH200512
YEAR:	2020	CALCULATION #:	TP52045
MAKE:	DOMETT	REGO:	N/A
MODEL:	E2001 PH	LT400 #:	739070
CHASSIS #:	1929	ORDER #:	7176
VIN #:	7A9E20019K1023929		
GVM: t	33	PRIME MOVER:	NORTH AMERICAN
LOAD CONFIGURATION:	MIXED FREIGHT		
GROUP RATINGS: t	FRONT	REAR	
	16	19	
WHEEL BASE: m	7.96		
	UNLADEN COG (m)	MAX HEIGHT (m)	HEIGHT DECK (m)
	0.675	4.3	1.088
COG: m	2.008		
	FRONT	REAR	TOTAL
TARE: t	3.2	3.9	7.1
	FRONT	REAR	
TYRE SIZE:	265 70 R19.5	265 70 R19.5	
ROLLING CIRCUMFERENCE: mm	2645	2645	
AXLE SPACING: m	1.31	2.52	

BRAKE & AXLE DETAILS

	MAKE	MODEL	TEST REPORT
AXLE:	HENDRICKSON	HND-PAN 19 DISC	ATRP0185
POLE WHEEL FRONT:	100	POLE WHEEL REAR:	100
LINING MATERIAL:	WABCO 230	BRAKE FACTOR:	23.49
SENSED AXLES:	2 + 4		
SERIAL NUMBERS:	1	N/A	
	2	N/A	
	3	N/A	
	4	N/A	
	5	N/A	

CHAMBER AND VALVING DETAILS

CHAMBERS:	AXLE 1 & 2	AXLE 3 & 4	AXLE 5
BRAND:	TSE_CHAMBERS	TSE_CHAMBERS	TSE_CHAMBERS
SIZE:	20HSCLD	1416HTLD	14HSCLD
STROKE: <i>mm</i>	65	64	64
TEST REPORT #:	BC 0041.0 Jul '07	BC0143.0	BZ 122.1 Sep '00
SPRINGBRAKE FORCE: <i>kN</i>	N/A	6.16	N/A
HOLDOFF PRESSURE: <i>Bar</i>	N/A	4.5	N/A
FOUNDATION BRAKE:	WABCO PAN19	WABCO PAN19	WABCO PAN19
LEVER LENGTH: <i>mm</i>	69	69	69
BRAKE VALVES:	MAKE:	PART NUMBER:	PM PRESS. <i>kPa</i>
ECU PART #:	WABCO	480 102 08. 0 (MV)	60 kPa
3RD MODULATOR #:	WABCO	480 207 202 0 (12V)	60 kPa
ANTI-COMPOUNDING:	YES	ELEX:	N/A
SPRING BRAKE RELAY:	WABCO_PREV	971 002 900 0	
YARD RELEASE VALVE:	WABCO-PREV	971 002 900 0	
INLINE RELAY FITTED:	N/A	N/A	
ECU DIRECTION:	<input checked="" type="checkbox"/> FRONT <input type="checkbox"/> REAR	FRONT FRICTION: μ	0.48
SMARTBOARD/OPTILINK:	<input type="checkbox"/> SMARTBOARD <input type="checkbox"/> OPTI-LINK		

SUSPENSION

	FRONT	REAR
SUSPENSION TYPE:	PNEUMATIC	ELECTRONIC
MAKE:	HENDRICKSON_AIR	HENDRICKSON_AIR
MODEL:	HENDRICKSON_INTRAX	HENDRICKSON_INTRAX
BELLOW SIZE:	HND SHOCKLESS	HND SHOCKLESS
HEIGHT CONTROL VALVE:	464 008 011 0	441 050 100 0
OTHER VALVES:	N/A	N/A
RIDE HEIGHT <i>mm</i> :	255	255
HANGER HEIGHT <i>mm</i> :	200	200
PEDESTAL HEIGHT <i>mm</i> :	40	40
LIFTAXLE:		N/A
TIPPING DUMP SWITCH:		N/A
LIFTAXLE VALVE:		N/A

AIR TANKS

AIR TANKS STANDARD:	SAE J10A / EN286-2	
	FRONT	REAR
BRAKE TANK SIZE: <i>L</i>	46	46 + 25
AUXILLARY TANK SIZE: <i>L</i>	N/A	46
PRESSURE PROTECTION:	WABCO PEM: 461 513 002 0	

AIR LINES

TEST POINTS:		
CONTROL LINE:	X 1	TANK: X 1
REAR CHAMBER:	X 2	FRONT CHAMBER: X 1
DUOMATIC COLOUR CODED:	YES	

ELECTRONIC HEIGHT SENSOR CALIBRATION

	TIMER TICKS [F/R]	MILLIMETRE [F / R]
UPPER LEVEL:	<input type="text"/>	<input type="text"/>
NORMAL LEVEL:	<input type="text"/>	255
LOWER LEVEL:	<input type="text"/>	<input type="text"/>

CHECKS AT COMMISSION OF VEHICLE

CHAMBER BUNGS REMOVED: VALVE MOUNTING:

ECU BLANKING PLUGS CHECKED:

RESPONSE TIME: MODULATOR 2.1 MODULATOR 2.2 RELAY VALVE

ms:

NOTES AND SPECIAL CONDITIONS

CERTIFY NEW TRAILER

I UNDERSTAND AND DECLARE THAT I AM THE CERTIFIER IDENTIFIED BELOW AND HOLD A CURRENT VALID APPOINTMENT. I CERTIFY THAT AT THE TIME OF INSPECTION THE ABOVE MENTIONED VEHICLE COMPONENT DESIGN AND THIS CERTIFICATION COMPLIES IN ALL RESPECTS WITH THE LAND TRANSPORT RULE VEHICLE STANDARDS COMPLIANCE 2002 AND MY DEED OF APPOINTMENT. TO THE BEST OF MY KNOWLEDGE THE INFORMATION CONTAINED IN THIS CERTIFICATE IS TRUE AND CORRECT.

NEW ZEALAND HEAVY VEHICLE BRAKE RULE 32015/5, SCHEDULE 5.

DATE:

14/05/2020

SIGNED:



CERTIFIER NAME & ID:

JOHN HIRST

JEH

SODC BY:

N/A

N/A

PHONE (BUS):

09-980-7300

FAX:

POSTAL ADDRESS:

P.O. Box 98-971, Manukau 2241
New Zealand



NOTICE TO VEHICLE OPERATOR

THIS VEHICLE HAS A BRAKE SYSTEM WHICH HAS BEEN DESIGNED AND FITTED IN ACCORDANCE WITH THE LAND TRANSPORT HEAVY VEHICLE BRAKE RULE 32015/5.

IF THIS VEHICLE IS OPERATED IN CONJUNCTION WITH NON-CERTIFIED VEHICLES, THERE MAY BE OPERATIONAL FACTORS WHICH NEED TO BE TAKEN INTO CONSIDERATION.

PLEASE REFER TO THE CERTIFIER FOR FURTHER INFORMATION.

EXCERPT FROM LAND TRANSPORT RULE; HEAVY-VEHICLE BRAKES RULE 32015/5. SECTION 10,

10.1 RESPONSIBILITIES OF OPERATORS

A person who operates a vehicle must ensure that the vehicle complies with this rule.

10.2 RESPONSIBILITIES OF REPAIRERS

A person who repairs or adjusts a brake must ensure that the repair or adjustment:

- a) does not prevent the vehicle from complying with this rule;
- b) complies with Land Transport Rule: Vehicle Repair 1998.

10.3 RESPONSIBILITIES OF MODIFIERS

A person who modifies a vehicle so as to affect the braking performance of the vehicle must:

- a) ensure that the modification does not prevent the vehicle from complying with this Rule; and
- b) notify the operator that the vehicle must be inspected and, if necessary, certified by person or organisation appointed to carry out specialist inspection and certification of heavy vehicle brakes.

IF YOU ARE UNSURE ABOUT YOUR RESPONSIBILITIES, PLEASE CONTACT THE VEHICLE MANUFACTURER, OR MYSELF.

COMPLAINTS. Complaints and Warranty issues which relate to Brake Certification will be acknowledged within 7 working days and a resolution proposed within 25 working days. Resolution of complaints and Warranty issues is subject to Transpecs Warranty policy. Customers have the right to appeal to the New Zealand Transport Authority if dissatisfied with a Compliance issue. (Refer NZTA Deed Of Appointment Para 47.4) NZTA Helpdesk 0800 699 000

(p.p.).....
(J.Hirst (JEH) HVEK)

NOTICE TO VEHICLE OPERATOR

This trailer is equipped with an Electronic Brake System.

To comply with the New Zealand Heavy Vehicle Brake Rule 32015/5, it must be used only in conjunction with a truck/tractor equipped with a 5 or 7 pin ABS/EBS power supply socket.

Failure to connect to such supply invalidates Brake Rule compliance.

The trailer ABS/EBS warning light on the towing vehicle dashboard must illuminate when the ignition is switched on and extinguish when the vehicle is in motion.

If the light does not illuminate when ignition is switched on, the system must be checked. If the light remains illuminated when the vehicle is in motion, Brake Rule compliance is compromised. Repairs must be made as soon as possible.

If you are unsure of your responsibilities and/or obligations, please contact either the vehicle manufacturer or myself.

(p.p.)
J E Hirst
(JEH HVEK)
(09 980 7300)



trailer (full, semi-, centre-axle) with air brake system acc. to UN/ECE-R.13.11

distribution: DOMETT TRAILERS
 7A9E20019K1023929
 JH200512
 LT400: 739070

please note!

This brake calculation is made under consideration of
 -the legal prescriptions mentioned above in the version valid at the time of making the program (V6.18.07.12).
 -the functional characteristics of our products as well as the data of the brake out of the test approvals of the axle manufacturers, and
 -the other vehicle data included in the brake calculation.
 Please check whether these data correspond to the actual vehicle data. Our conditions of delivery apply (particularly section 9.0). In any case we commend to do a braking harmonisation!
 WABCOBrake V6.18.07.12 db 31.08.2018

vehicle manufacturer: DOMETT TRAILERS
 trailer model : 5AFT CURTAINSIDE
 trailer type : 5-axle-full-trailer
 remarks : air / hydraulic / VA suspension
 WABCO TRAILER - EBS
 TRISTOP 3+4: T.14/24 [TSE1416HTLD64 ACTUALLY FITTED -
 SEE PAGE 7 FOR PERFORMANCE DATA]
 265/70 R 19,5

axle 1 + 2 + 3 + 4 + 5 : HENDRICKSON, SBW 1937, ATRP0185,

		unladen	laden
total mass	P in kg	7100	35050
axle 1	P1 in kg	1600	8000
axle 2	P2 in kg	1600	8000
axle 3	P3 in kg	1300	6350
axle 4	P4 in kg	1300	6350
axle 5	P5 in kg	1300	6350
wheel base	E in mm	7800 - 8200	
centre of gravity height	h in mm	675	2100

	axle 1	axle 2	axle 3	axle 4	axle 5
no. of combined axles	1	1	1	1	1
no. of brake chambers per axle line	2	2	2	2	2
The power output corresponds to	BZ 122.1	BZ 122.1	BZ 119.6	BZ 119.6	BZ 122.1
brake chamber manufacturer	Meritor	Meritor	Meritor	Meritor	Meritor
chamber size	20.	20.	T.14/24	T.14/24	14.
lever length	69	69	69	69	69
brake factor	23.49	23.49	23.49	23.49	23.49
dyn. rolling radius	421	421	421	421	421
dyn. rolling radius	421	421	421	421	421
threshold torque	6.0	6.0	6.0	6.0	6.0

calculation:					
chamber pressure(rdyn min)pH at z=22,5%bar	2.1	2.1	2.1	2.1	2.1
chamber pressure(rdyn max)pH at z=22,5%bar	2.1	2.1	2.1	2.1	2.1
chamber press.(servo)pcha at pm6,5bar bar	5.7	5.7	4.7	4.7	4.7
piston force ThA at pm6,5bar N	6578	6578	4485	4485	4485
brake force(rdyn min)T lad. at pm6,5bar N	50826	50826	34530	34530	34530
brake force(rdyn max)T lad. at pm6,5bar N	50826	50826	34530	34530	34530
Brake force incl. 1 % rolling resistance proportion %	22.3	22.3	18.5	18.5	18.5

braking rate z laden 0.597 for rdyn min
 z = sum (TR)/PRmax 0.597 for rdyn max

Trailer may only be operated in combination with trucks/tractors with ISO 7638 supply (5 or 7 polar).

brake diagram :

maximum pressure: 8.5 bar

axle 1:

valve 1: 971 002 ... 0 WABCO
 EBS emergency valve

valve 2: 480 207 0.. 0 WABCO or 480 207 2.. 0
 EBS relay valve

brake cylinder: Meritor 20HSCLD65

axle 2:

valve 1: 971 002 ... 0 WABCO
 EBS emergency valve

valve 2: 480 207 0.. 0 WABCO or 480 207 2.. 0
 EBS relay valve

brake cylinder: Meritor 20HSCLD65

axle 3:

valve 1: 971 002 ... 0 WABCO
 EBS emergency valve

valve 2: 480 102 ... 0 WABCO
 EBS trailer modulator

brake cylinder: Meritor 1424HTLD64

axle 4:

valve 1: 971 002 ... 0 WABCO
 EBS emergency valve

valve 2: 480 102 ... 0 WABCO
 EBS trailer modulator

brake cylinder: Meritor 1424HTLD64

axle 5:

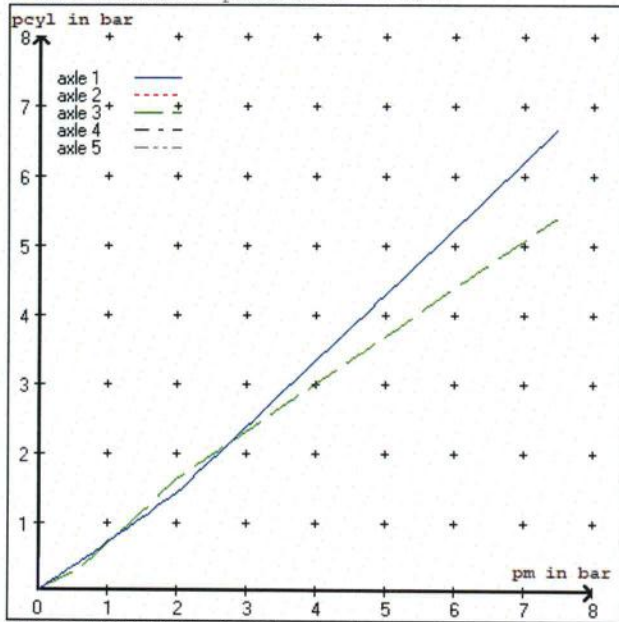
valve 1: 971 002 ... 0 WABCO
 EBS emergency valve

valve 2: 480 102 ... 0 WABCO
 EBS trailer modulator

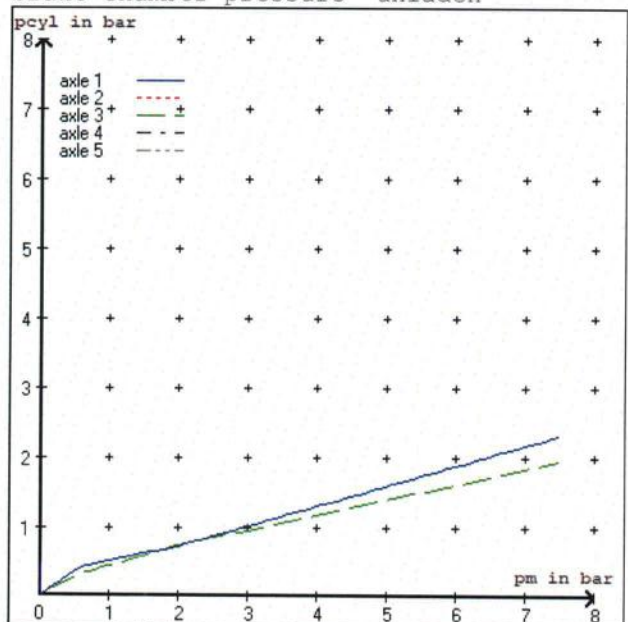
brake cylinder: Meritor 14HSCLD64

test type III (zIII = 0.30)	for rdyn min :	axle1	axle2	axle3	axle4	axle5	
at pm 3.5 bar =>	pcha in bar :	2.8	2.8	2.6	2.6	2.6	
test type III (zIII = 0.06)	for rdyn min :	axle1	axle2	axle3	axle4	axle5	
at pm 1.1 bar =>	pcha in bar :	0.8	0.8	0.8	0.8	0.8	

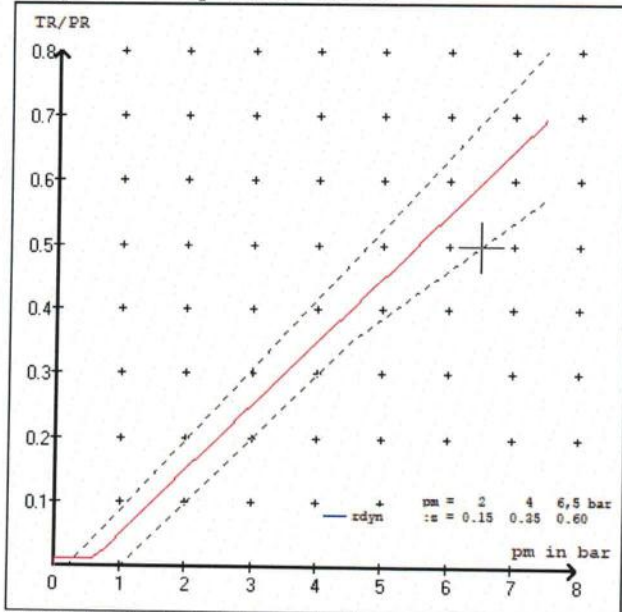
brake chamber pressure laden



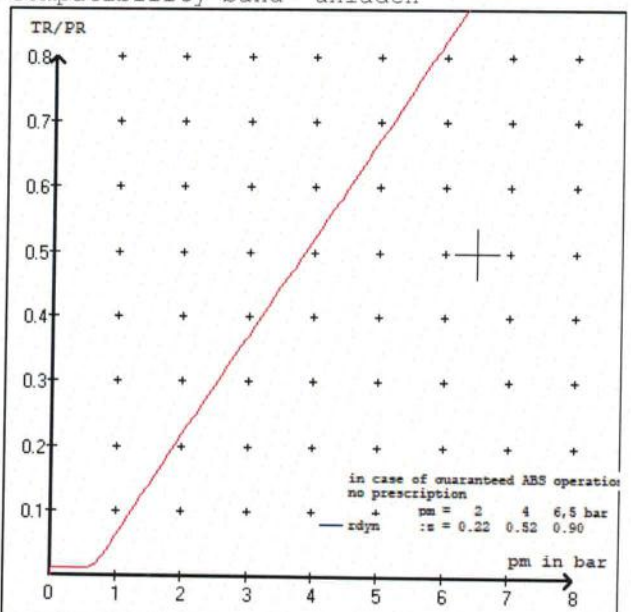
brake chamber pressure unladen



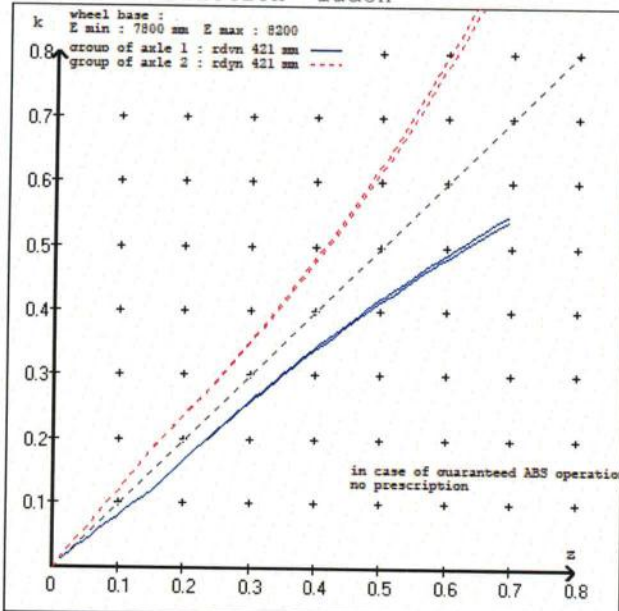
compatibility band laden



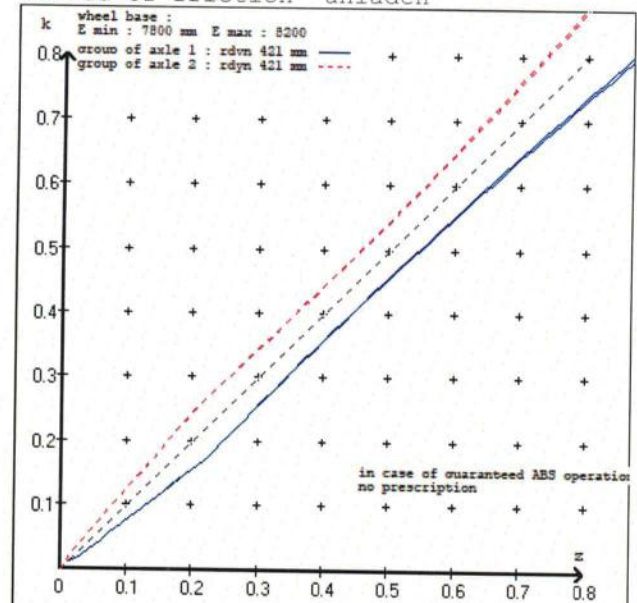
compatibility band unladen



curves of friction laden



curves of friction unladen



vehicle manufacturer: DOMETT TRAILERS
 trailer model : 5AFT CURTAINSIDE
 trailer type : 5-axle-full-trailer

brake chamber and lever length :

axle 1 : 2 x type/diameter 20. (Meritor) lever length 69 mm
 axle 2 : 2 x type/diameter 20. (Meritor) lever length 69 mm
 axle 3 : 2 x type/diameter T.14/24 (Meritor) lever length 69 mm
 axle 4 : 2 x type/diameter T.14/24 (Meritor) lever length 69 mm
 axle 5 : 2 x type/diameter 14. (Meritor) lever length 69 mm

brake diagram :

valve :

971 002 ... 0 WABCO EBS emergency valve
 480 207 0.. 0 WABCO EBS relay valve or 480 207 2.. 0
 480 102 ... 0 WABCO EBS trailer modulator

EBS input data

=====

vehicle manufacturer: DOMETT TRAILERS
 trailer model : 5AFT CURTAINSIDE
 trailer type : 5-axle-full-trailer
 brake calculation no. : TP 52045A

tire circumference main axle : 2650 for rdyn max
 tire circumference auxiliary axle : 2650 for rdyn max

assignment pm / deceleration z: pm 0.6 bar z = 0.010
 (laden condition) 2.0 bar z = 0.150
 6.5 bar z = 0.600

control pressure pm			6,5	control pressure pm			0.6	2.0	6.5
axle	axle load unladen	bellow pr. unladen	brake pr. unladen	axle load laden	bellow pr. laden	brake pr. laden			
1	1600	to be	2.0	8000	to be	0.4	1.4	5.7	
2	1600	entered by the vehicle manufact.	2.0	8000	entered by the vehicle manufact.	0.4	1.4	5.7	
3	1300		1.7	6350		0.3	1.6	4.7	
4	1300		1.7	6350		0.3	1.6	4.7	
5	1300		1.7	6350		0.3	1.6	4.7	

The unladen values indicated in the above table are values for the basic parameter set. Higher unladen axle loads and liftaxles are automatically recognized and do not require separate adjustment. The above unladen axle loads must not be fallen below.

=====

axle 1		axle 2		axle 3		axle 4		axle 5	
axle load	pcyl	axle load	pcyl	axle load	pcyl	axle load	pcyl	axle load	pcyl
1600	2.0	1600	2.0	1300	1.7	1300	1.7	1300	1.7
2100	2.3	2100	2.3	1800	2.0	1800	2.0	1800	2.0
2600	2.6	2600	2.6	2300	2.3	2300	2.3	2300	2.3
3100	2.9	3100	2.9	2800	2.6	2800	2.6	2800	2.6
3600	3.2	3600	3.2	3300	2.9	3300	2.9	3300	2.9
4100	3.4	4100	3.4	3800	3.2	3800	3.2	3800	3.2
4600	3.7	4600	3.7	4300	3.5	4300	3.5	4300	3.5
5100	4.0	5100	4.0	4800	3.8	4800	3.8	4800	3.8
8000	5.7	8000	5.7	6350	4.7	6350	4.7	6350	4.7

data sheet to ECE vehicle type-approval certificate concerning braking equipment: according to ECE R13 annex 11

axle 1 : reference axle: HENDRICKSONSBW 1937	brake lining: WABCO 230
test report : ATRP0185	date : 02.03.2017
axle 2 : reference axle: HENDRICKSONSBW 1937	brake lining: WABCO 230
test report : ATRP0185	date : 02.03.2017
axle 3 : reference axle: HENDRICKSONSBW 1937	brake lining: WABCO 230
test report : ATRP0185	date : 02.03.2017
axle 4 : reference axle: HENDRICKSONSBW 1937	brake lining: WABCO 230
test report : ATRP0185	date : 02.03.2017
axle 5 : reference axle: HENDRICKSONSBW 1937	brake lining: WABCO 230
test report : ATRP0185	date : 02.03.2017

calc. verific. of residual (hot) braking force type III
(item 4.2.1 of appendix 2 to annex 11)

axle 1	(rdyn 421 mm)	T = 23.7 % Fe
axle 2	(rdyn 421 mm)	T = 23.7 % Fe
axle 3	(rdyn 421 mm)	T = 18.6 % Fe
axle 4	(rdyn 421 mm)	T = 18.6 % Fe
axle 5	(rdyn 421 mm)	T = 18.6 % Fe

calculated actuator stroke in mm
(item 4.3.1.1 of appendix 2 to annex 11)

axle 1	(sp = 58 mm)	s = 48 mm
axle 2	(sp = 58 mm)	s = 48 mm
axle 3	(sp = 56 mm)	s = 48 mm
axle 4	(sp = 56 mm)	s = 48 mm
axle 5	(sp = 56 mm)	s = 48 mm

average thrust output in N at pm = 6,5 bar (however max. pcha = 7,0 bar)

axle1	ThA = 6578 N
axle2	ThA = 6578 N
axle3	ThA = 4485 N
axle4	ThA = 4485 N
axle5	ThA = 4485 N

calc. residual (hot) braking force in N
(item 4.3.1.4 of appendix 2 to annex 11)

axle 1	(rdyn 421 mm)	T = 40650 N
axle 2	(rdyn 421 mm)	T = 40650 N
axle 3	(rdyn 421 mm)	T = 27637 N
axle 4	(rdyn 421 mm)	T = 27637 N
axle 5	(rdyn 421 mm)	T = 27637 N

basic test	type III
of subject	(calculated)
trailer (E)	residual

braking rate of the vehicle (item 4.3.2 to appendix 2 to annex 11)	0.60	(hot)braking 0.48
required braking rate (items 1.5.3 and 1.7.2 to annex 11)		>= 0,4 and >= 0,6*E (0.36)

axle 1	(rdyn 421 mm)	T = 40650 N
axle 2	(rdyn 421 mm)	T = 40650 N
axle 3	(rdyn 421 mm)	T = 27637 N
axle 4	(rdyn 421 mm)	T = 27637 N
axle 5	(rdyn 421 mm)	T = 27637 N

basic test	type III
of subject	(calculated)
trailer (E)	residual

braking rate of the vehicle (item 4.3.2 to appendix 2 to annex 11)	0.60	(hot)braking 0.48
required braking rate (items 1.5.3 and 1.7.2 to annex 11)		>= 0,4 and >= 0,6*E (0.36)

spring parking brake

	axle 3	axle 4
no of TRISTOP-actuators per axle line KDZ	2	2
TRISTOP-actuator type	T.14/16	T.14/16
lever length lBh in mm	69	69
stat. tyre radius rstat max in mm	401	401
at a stroke of s in mm	30	30
min. force of spring brake TFZ in N	6160	6160
sp.brake chamber no Meritor.....	4	4
release pressure pLs in bar	4.5	4.5

calculation:

ratio until road	4.0466	4.0466
$iFb = lBh * \eta * C * rBt / (rBn * rstat)$ for rstat in mm	401	401
brake force of spring br. Tf in N	49151	49151
$Tf = (TFZ * KDZ - 2 * Co / lBh) * iFb$		
braking rate zf laden	0.296	
$zf = \sum (Tf) / P + 0,01$		

Test of the frictional connection required by the parking brake

minimum wheelbase/minimum supporting width min Ef necessary
to fulfil the regulations

$$\min Ef = E * (1 - PR/P + zferf * h/E) / (1 - zferf / (fzul * nf/ng))$$

min Ef = 5945 mm for E = 7800 mm

min Ef = 6221 mm for E = 8200 mm

min Ef = minimum distance between front axle(s) (trailer) or support (semitrailer)
and the rear axle(s) (resultant of the bogie)

E = wheel base

fzul = 0.80 maximum permissible frictional connection required

zferf = 0.18 maximum required braking ratio of the parking brake

h = 2100 mm height of center of gravity - laden

PR = 19050 kg maximum bogie mass - laden

P = 35050 kg maximum total mass - laden

nf = 2 no. of axle(s) with TRISTOP spring brake actuators

ng = 3 no. of bogie axle(s)

axle manufacturer	axle 1 + 2 + 3 + 4 + 5		
type of brake	HENDRICKSON		
type of axle	SBW 1937		
	SBW 1937		
	ATRP0185		
test report of characteristic value			
adm. stat. axle load	Pstat in kg	9000	
tested axle load	Pe in kg	10200	
max. adm. tyre radius	Rezul in mm	999	
adm. cam. torque (6,5 bar)	Czul in Nm	640	
lining area per brake	AB in cm ²	292	
no. of brake cylinder	-	2	
brakefactor (SB) Bf	-	23.49	
brakefactor (PB) Bf	-	23.49	
threshold torque (Co,dec)	Mo in Nm	6	
date			
brake lining	02.03.2017		
cam torque	WABCO 230		
brake force	Ce in Nm	638	
stroke	TeIII in daN	4649	
tested tyre radius	seIII in mm	48	
tested lever length	Re in mm	520	
threshold torque (Co,e)	le in mm	69	
	in Nm	5	

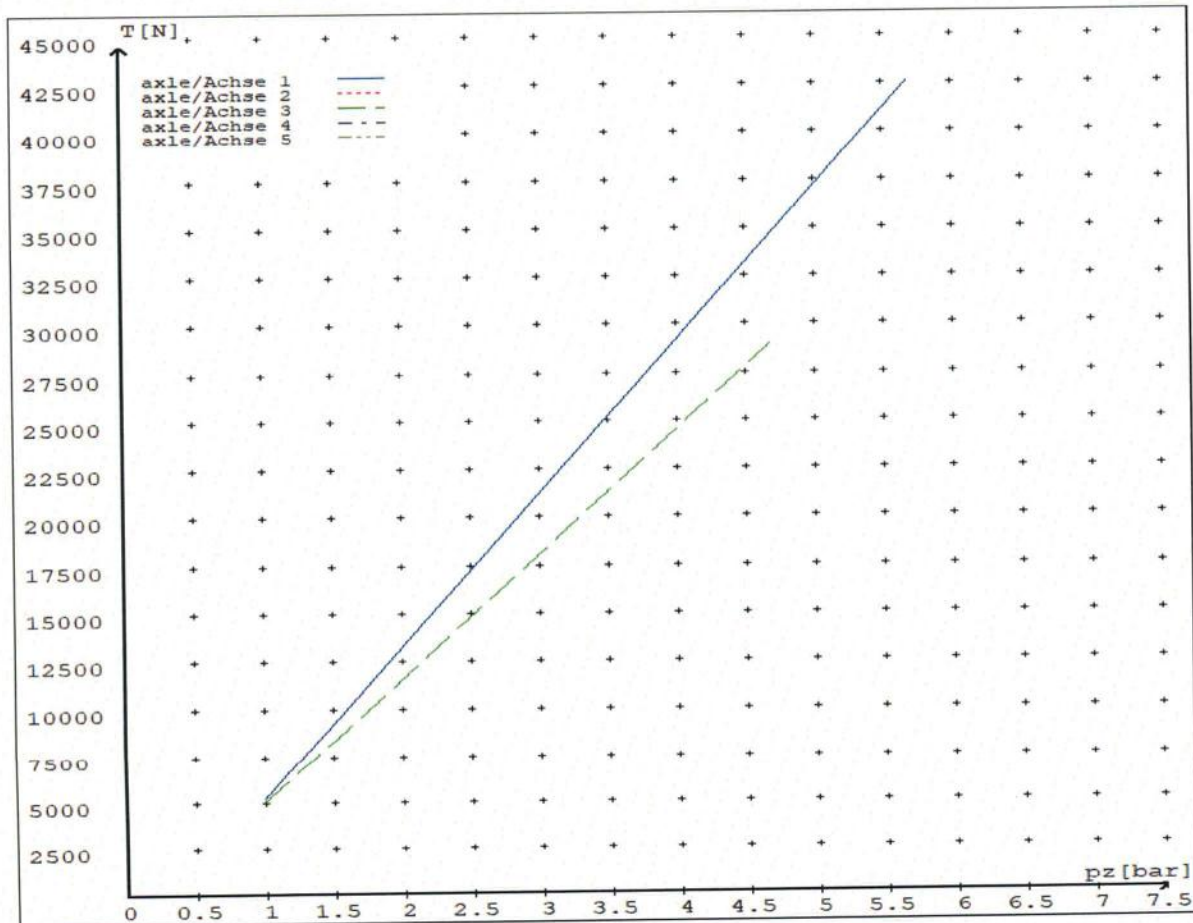
reference values

reference values for z = 50% for max rdyn: 421 mm

	pz [bar]	T [N]	T [N]
axle 1	1.0	5184	
	5.7	42568	
axle 2	1.0	5184	
	5.7	42568	
axle 3	1.0		4984
	4.7		28920
axle 4	1.0		4984
	4.7		28920
axle 5	1.0		4984
	4.7		28920

VIN - no.:

	Axle(s) / Achse(n)				
brake cylinder type (service / parking) Bremszylinder Typ (Betrieb / Fest)	20./	20./	T.14/24	T.14/24	14./
Maximum stroke smax = ...mm maximaler Hub smax =mm	65	65	64	64	64
Lever length =mm Hebellänge =mm	69.08	69.08	69.08	69.08	69.08



reference values for $z = 0.5$

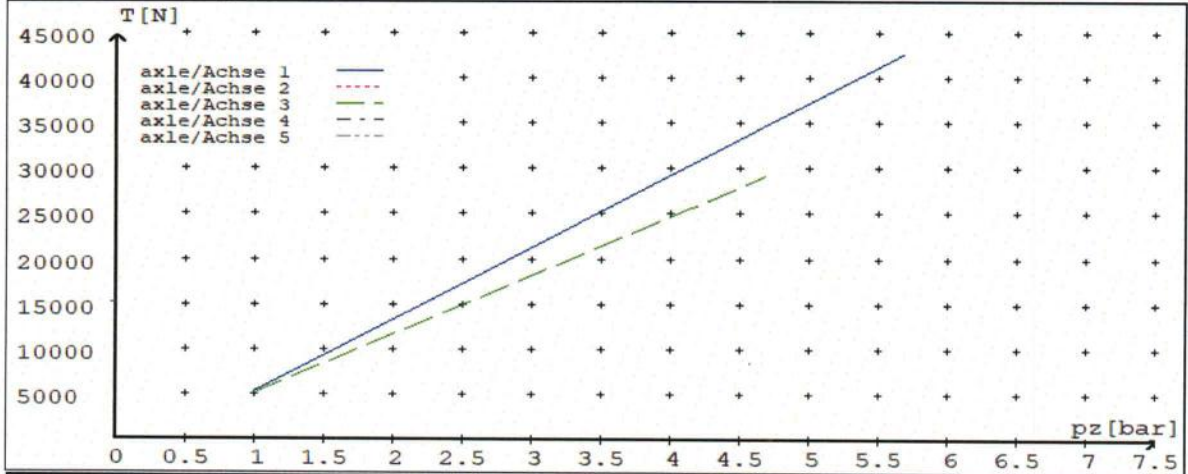
Angabe der Referenzwerte für $z = 0.5$

brake calculation no: TP 52045A date 10.03.2020

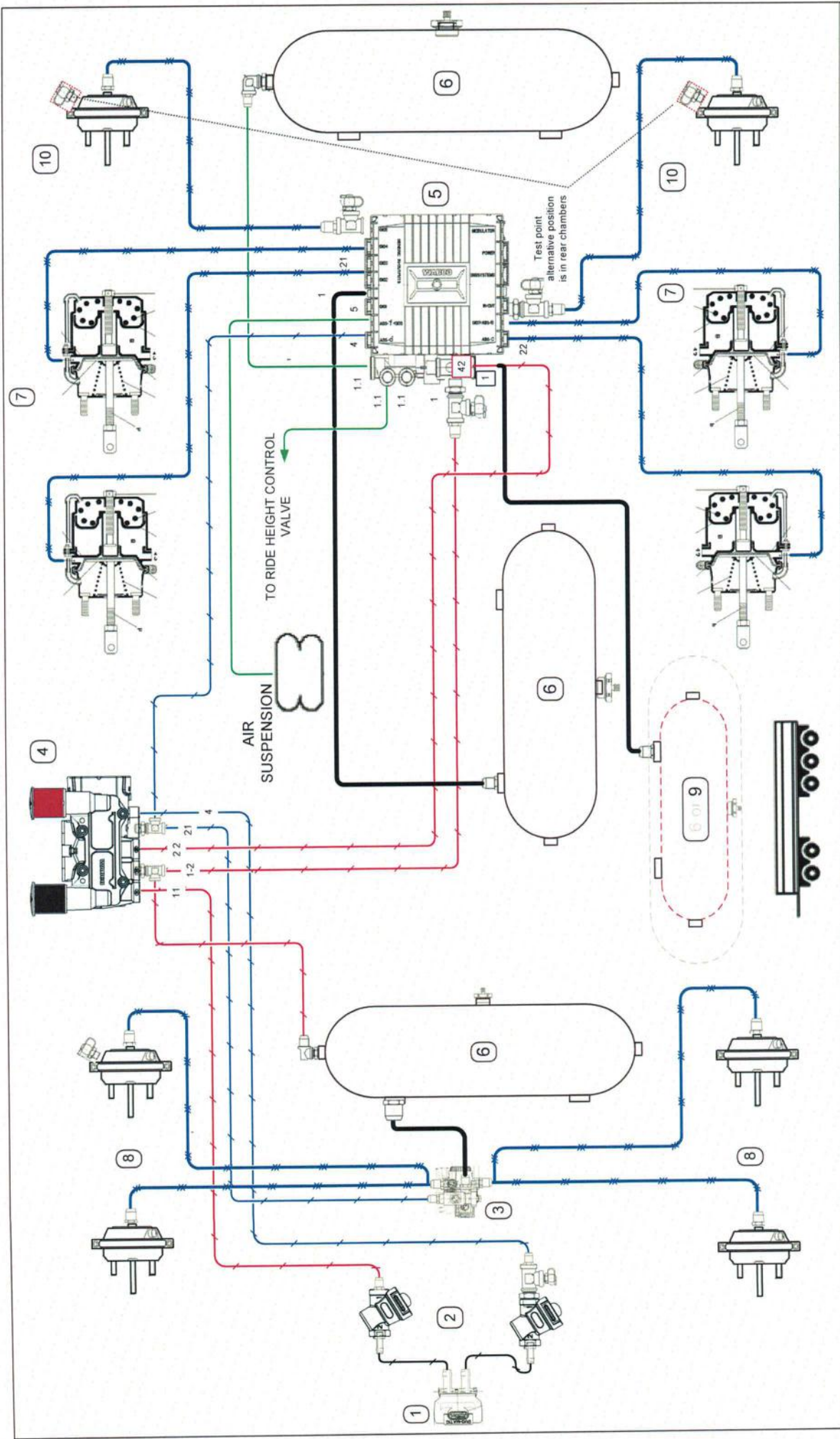
Bremsberechnung Nr: TP 52045A vom 10.03.2020

for max rdyn: 421 mm

für max rdyn: 421 mm



	Axle(s) / Achse(n)				
brake cylinder type (service / parking) Bremszylinder Typ (Betrieb / Fest)	20./	20./	T.14/24	T.14/24	14./
Maximum stroke $s_{max} = \dots$ mm maximaler Hub $s_{max} = \dots$ mm	65	65	64	64	64
Lever length = \dots mm Hebellänge = \dots mm	69.08	69.08	69.08	69.08	69.08

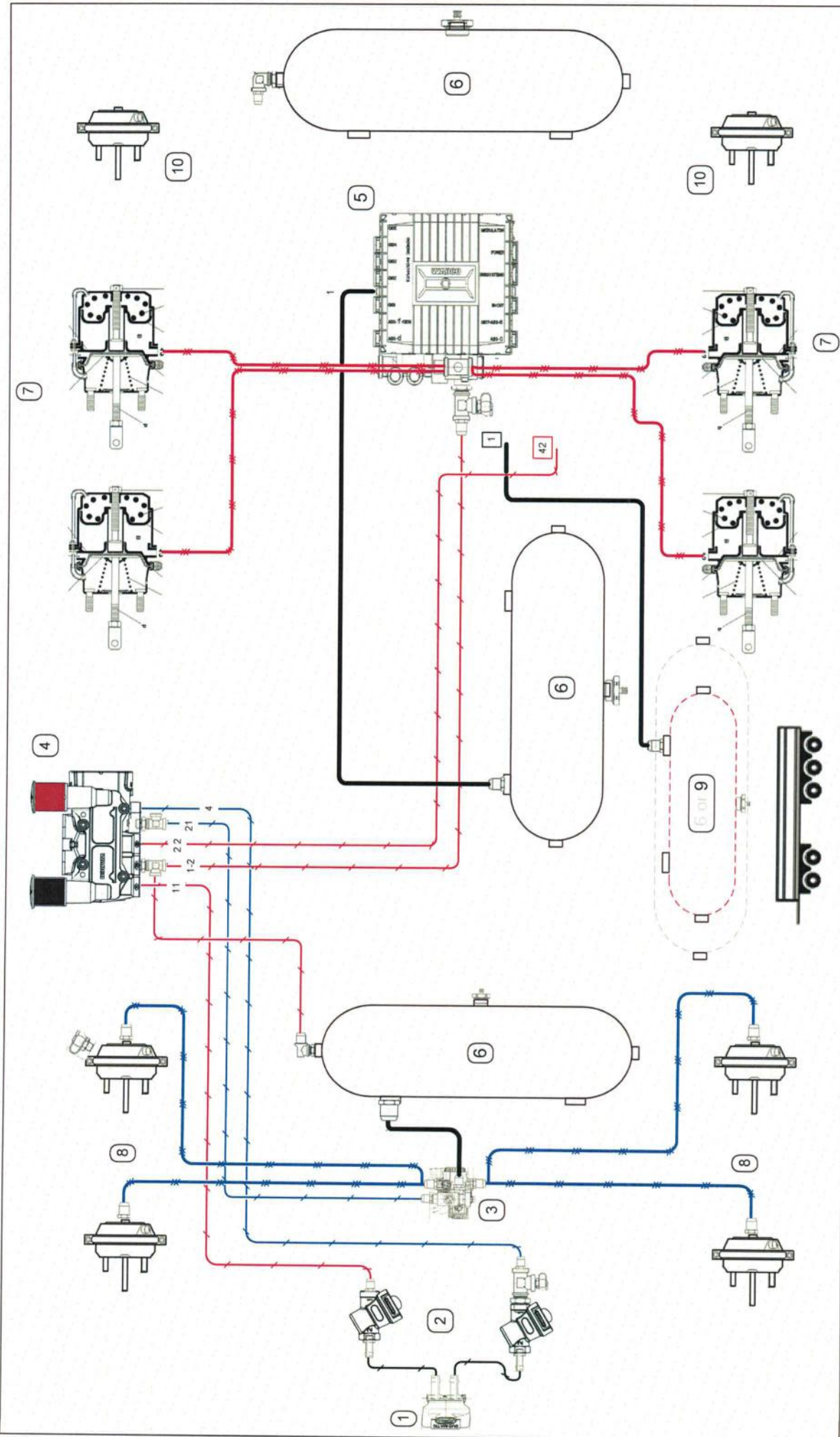


ITEM	QTY	PART NO.	DESCRIPTION	ITEM	QTY.	PART NO.	DESCRIPTION	PIPING LEGEND:
1	1	452 804 001 0	Wabco Duo-Matic coupling	9	1	24.5 Ltr Air Tank	3/8" Rubber	---
2	2	432 500 020 0	Wabco control line filter	10	2	14HSCLD64	TSE Service brake chamber	---
3	1	480 207 202 0	Wabco EBS 3 rd modulator	11				---
4	1	971 002 900 0	Wabco PREV	12				---
5	1	480 102 080 0	Wabco TEBS - E (premium)					---
6	3		46 Ltr Air tank					---
7	4	1416HTLD64	TSE Spring brake chamber					---
8	4	20HSCLD65	TSE Service brake chamber					---

DOMETT TRAILERS	
5 AXLE FULL TRAILER	
SIZE A4	SPEC REFERENCE 1929
MODEL NUMBER DOM5AXFULL/D/EBS	REV 1
SCALE	SERVICE LINES



WABCO
Copyright Transpecs 2010
All rights reserved



ITEM		QTY	PART NO.	DESCRIPTION	ITEM	QTY	PART NO.	DESCRIPTION	PIPING LEGEND:	
1	1	452 804 001 0	Wabco Duo-Matic coupling	9	1	14HSCLD84	24.5 Ltr Air Tank	3/8" Rubber	3/8" Rubber	3/8" Rubber
2	2	432 500 020 0	Wabco control line filter	10	2		TSE Service brake chamber	3/8" Rubber	1/2" Rubber	3/8" Rubber
3	1	480 207 202 0	Wabco EBS 3 rd modulator	11				15mm Nylon	12mm Nylon	1/2" Rubber
4	1	971 002 900 0	Wabco PREV	12				8mm Nylon	8mm Nylon	15mm Nylon
5	1	480 102 080 0	Wabco TEBS - E (premium)					8mm Nylon	8mm Nylon	8mm Nylon
6	3		46 Ltr Air tank					8mm Nylon	8mm Nylon	8mm Nylon
7	4	1416HTLD64	TSE Spring brake chamber					8mm Nylon	8mm Nylon	8mm Nylon
8	4	20HSCLD85	TSE Service brake chamber					8mm Nylon	8mm Nylon	8mm Nylon

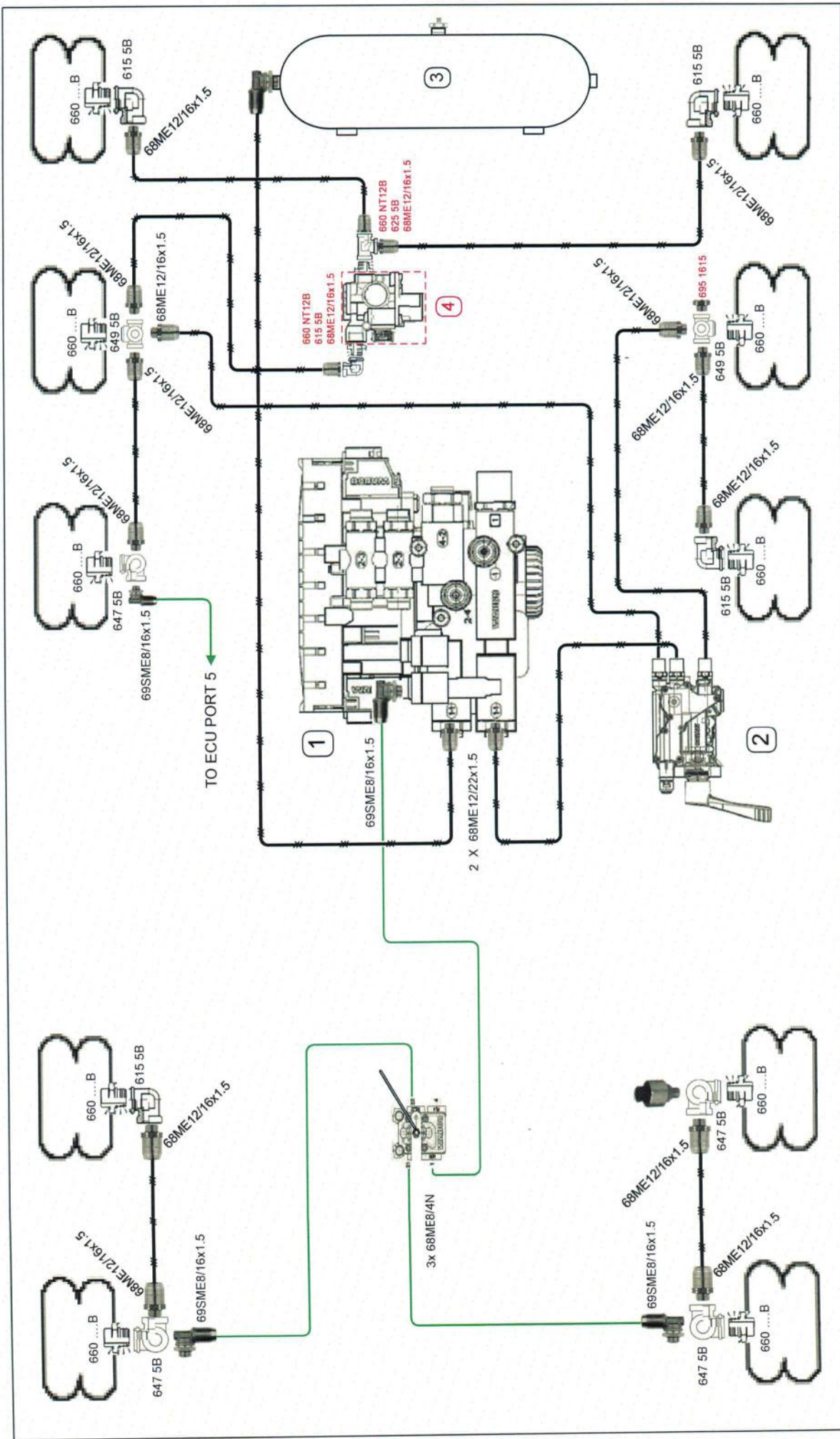
DOMETT TRAILERS

5 AXLE FULL TRAILER



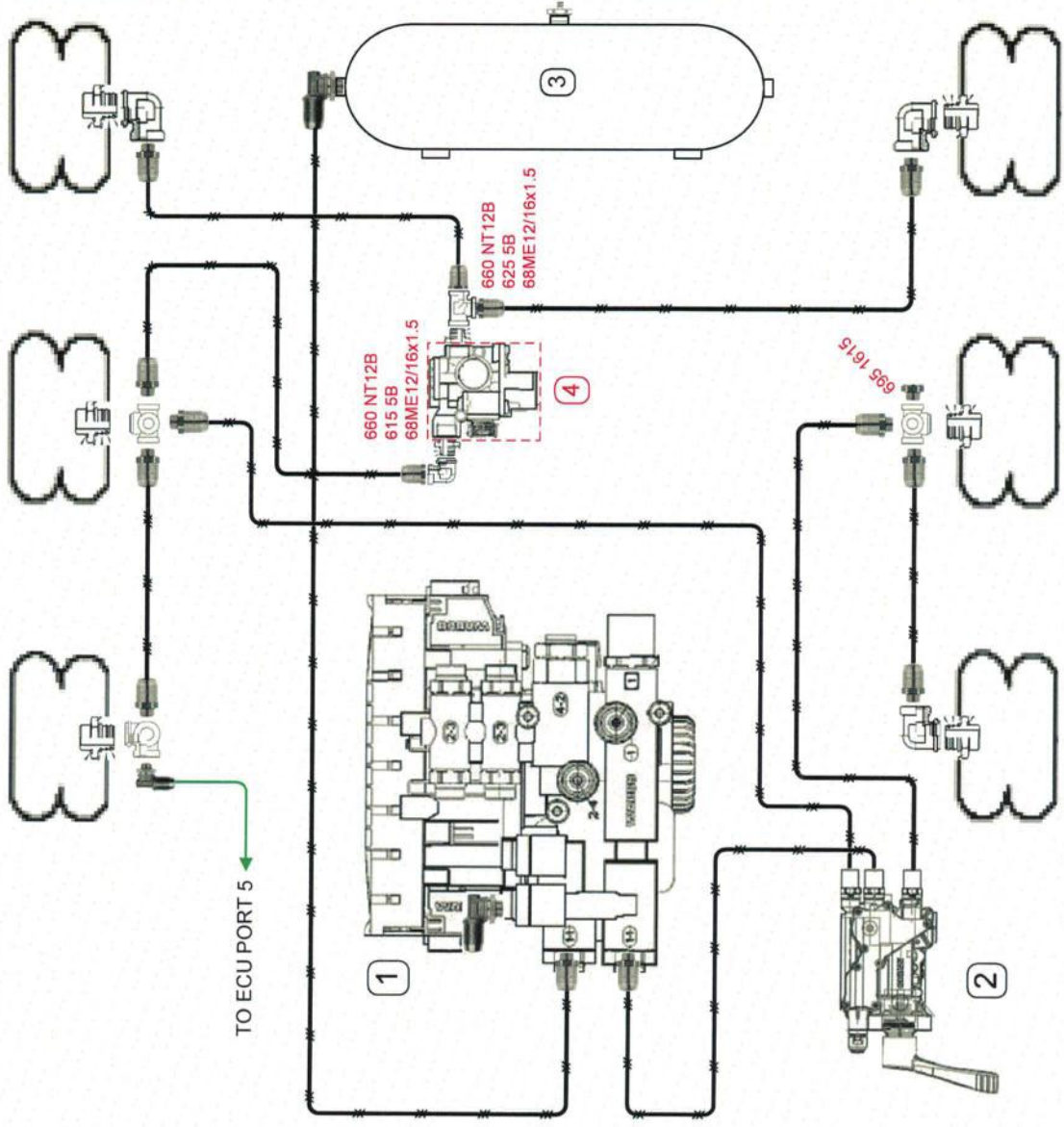
WABCO
Copyright Transpecs 2010
All rights reserved

SIZE A4
SPEC REFERENCE 1929
MODEL NUMBER DOM5AXFULL/D/EBS
PARK LINES
REV 1



ITEM	QTY	PART NO	DESCRIPTION	ITEM	QTY	PART NO	DESCRIPTION	PIPING LEGEND:
1	1	480 102 080 0	WABCO TEB5 E (IN BRAKE KIT)					3/8" Rubber
2	1	463 090 500 0	e-TASC VALVE					3/8" Rubber
3	1		AIR TANK					12mm Nylon
4	1	472 195 052 0	TAG AXLE VALVE					15mm Nylon
								12mm Nylon
								8mm Nylon
								8mm Nylon
								8mm Nylon

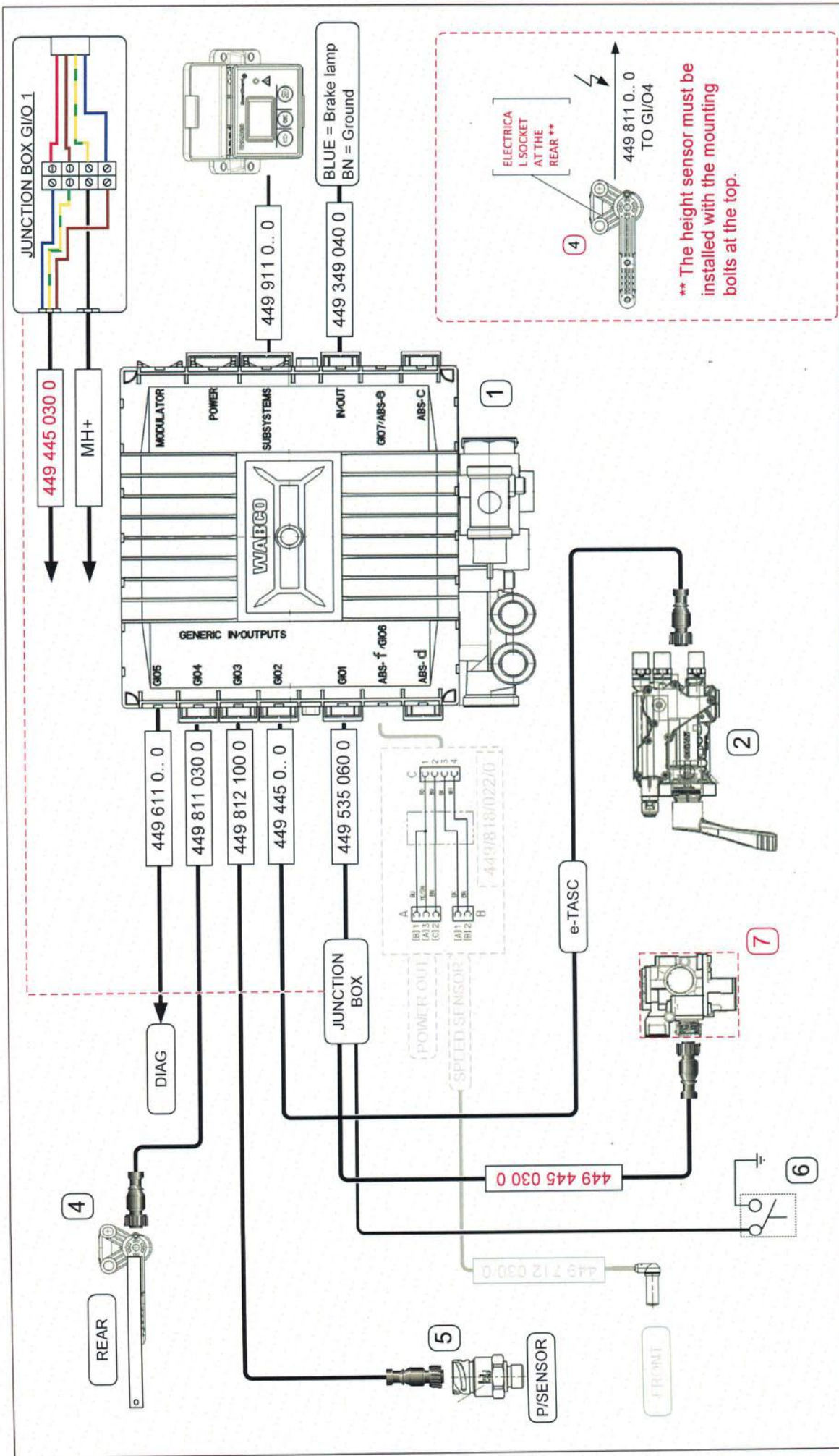
		WABCO Copyright Transperts 2010 All rights reserved	
eTASC 1 Point control with Manoeuvre Assist 'Add-on' kit		ASSYKIT NUMBER ECAS/MAAOK	DATE 12.05.17
ITEM SYSTEM	PAGE NO. 1/3	J HIRST	E & OE



- ECAS/MAAOK**
- 1x 472 192 052 0
 - 1x 449 445 030 0
 - 2x 660 NT12B
 - 1x 615 5B
 - 1x 625 5B
 - 2x 68ME12/16x1.5
 - 1x 695 1615

ITEM	QTY.	PART NO.	DESCRIPTION	ITEM	QTY.	PART NO.	DESCRIPTION	PIPING LEGEND:
1	1	480 102 080 0	WABCO TEBS E (IN BRAKE KIT)					3/8" Rubber
2	1	463 090 500 0	e-TASC VALVE					3/8" Rubber
3	1		AIR TANK					12mm Nylon
4	1	472 195 052 0	TAG AXLE VALVE					15mm Nylon
								12mm Nylon
								8mm Nylon
								8mm Nylon
								8mm Nylon

<p>eTASC 1 Point Assist with Manoeuvre Assist 'Add-on' kit</p>		<p>ASSYKIT NUMBER ECAS/MAAOK</p>	<p>DATE 12.05.17</p>
<p>ITEM</p>	<p>SYSTEM</p>	<p>J HIRST</p>	<p>E & OE</p>
<p>PAGE NO. 2/3</p>			



ITEM	QTY	PART NO.	DESCRIPTION
1	1	480 102 080 0	WABCO TEBE E (PREMIUM)
2	1	463 090 500 0	eTASC
4	1	463 050 100 0	ECAS HEIGHT SENSOR
5	1	441 044 101 0	AIR BAG PRESSURE SENSOR
6	1		MOMENTARY SWITCH
7	1	472 195 052 0	TAG AXLE VALVE

eTASC 1 Point control with Manoeuvre Assist 'Add-on' kit		DATE	12.06.17
DRAWING NUMBER	ECAS/MAOK	ASSY/KIT NUMBER	
ITEM		J HIRST	E & OE
PAGE NO.	3/3		

<small>Copyright Transpex 2010 All rights reserved</small>	

THE INSTALLATION POSITION OF THE FITTINGS IN THE AIR BAG IS FOR DEMONSTRATION PURPOSES ONLY. THE TRAILER MANUFACTURER CAN ALTER THE POSITION TO SUIT TRAILER / SUSPENSION DESIGN.

