

Heavy vehicle specialist inspector's or manufacturing inspecting organisation's name *(PRINT IN CAPS)* **CHRIS CLARKE** ID **CJC**

Vehicle registration *(optional)* VIN/chassis number **7A9C2002XK1023891**

Make **DOMETT** Component being certified: Chassis Load anchorage
 Model *(optional)* **C2002 BH** Log bolsters Towing connection Brakes
 Certification category **HVEK** SRT PSV stability PSV rollover
 Swept path PBS

Description of work
CERTIFY TO SCHEDULE 5 OF LTR 32015/5
NEW ZEALAND HEAVY VEHICLE BRAKE SPECIFICATION.
3ASBTR CURTAINSIDE **RSS ON TYRE: 265 70 R19.5**

Code/standard/rule certified to **LTR 32015/5** Component load rating(s) **27 Tonnes GVM**
 General drawing number(s) **N/A** **19 Tonnes (Group ratings)**

Supporting documents
BRAKE RULE CERTIFICATE JH191004
BRAKE CALCULATION # TP51983

Special conditions *(optional)*
WARNING LAMP MUST ILLUMINATE WHEN IGNITION IS SWITCHED ON & THEN EXTINGUISH IMMEDIATELY OR WHEN VEHICLE SPEED EXCEEDS 7 KM/H

Certification expiry date *(if applicable)* **N/A [UNLESS MODIFIED]** or Hubodometer reading *(whichever comes first)*

Declaration

I the undersigned, declare that I am the heavy vehicle specialist inspector identified and I hold a current valid appointment. I certify that the above mentioned vehicle component's design, manufacture and installation, and this certification complies in all respects with the Land Transport Rule: Vehicle Standards Compliance 2002 and my appointment. To the best of my knowledge the information contained in the certificate is true and correct.

Designer's ID *(if different from inspector below)*

Inspector's signature

Inspector's name *(PRINT IN CAPS)* **CHRIS CLARKE** ID number **CJC**

Date **08-Oct-19** Number **723564**

CoF vehicle inspector ID *(if applicable)* CoF vehicle inspector signature *(if applicable)* Date

All fields are mandatory unless otherwise stated.

WABCO START-UP LOG

System	Trailer EBS-E	WABCO part number	480 102 080 0
Production date	2019-04-27	Serial number	437007381400D
Serial number (modulator)	000000503979		
Fingerprñt Customer EOL / Customer Development / Flash Program	W503643 / 2019-10-08 ; 00000000 / 0000-00-00 ; 00000000 / 0000-00-00		

WABCO TRAILER EBS-E

GGVS/ADR TUEH TB 2007 - 019.00
TDB0749

HERSTELLER MANUFACTURER CONSTRUCTEUR	DOMETT TRAILERS			GIO	Pin1	Pin3	Pin4
TYP TYPE TYPE	3ASBTR CURTAINSIDE			1	24V-O1	---	---
VEHICLE IDENT. NUMBER CHASSIS NUMBER NUMERO DE CHASSIS	7A9C2002XK1023891			2	---	---	---
BREMSBERECHNUNGS-NR. BRAKE CALCULATION NO. CALCUL DE FREINAGE NO.	TP51983S			3	---	---	---
POLRADZÄHNEZÄHL c-d e-f POLE WHEEL TEETH c-d e-f DENTS ROUE DENTÉE c-d e-f	90	---	ABS-System ABS-System Système ABS	4	---	---	---
			2S/2M	5	DIAG	DIAG	DIAG
RSS RSS RSS	Einfachbereifung Single Tire Monte simple		Lenkachse Steering axle Essieu vireur	6	---	---	---
	Zwillingsbereifung Twin Tire Monte jumelée	X	Kippkritisches Fahrzeug Critical Trailer Véhicule critique	7	---	---	---
Subsystems	SB	I/O	24N				

ACHSE AXLE ESSIEU	pm (bar)		6.5		pm (bar)		0.8		2.0		---		6.5		pz	TYP TYPE	(mm)	(mm)	(bar)	
	1.0	Pz	TR (daN)		1.0	Pz	TR (daN)		1.0	Pz										
1	1350	0.5	1.9	6350	4.0	0.3	1.3	---	5.2	-	14 / 16	64	69	435	2805					
2	1350	0.5	1.9	6350	4.0	0.3	1.3	---	5.2	-	14 / 16	64	69	435	2805					
3	1350	0.5	1.9	6350	4.0	0.3	1.3	---	5.2	-	14	64	69	435	2805					
4	0	---	---	0	---	---	---	---	---	-	---	---	---	---	---					
5	0	---	---	0	---	---	---	---	---	-	---	---	---	---	---					

TEBS-E

Diagnostic memory	OK	Warning lamp control	OK
Parameter setting	carried out	Stop light supply	OK
EBS pressure test	OK	Lifting axle test	Not tested
Redundancy test	OK	ECAS height sensor calibration	Not tested
ABS sensor assignment	OK	Height sensor axle load	Not tested
RTR test-	Not tested	Leak test	Not tested
Immobilizer test	Not tested	Signal outputs	Not tested
Signal inputs	Not tested	Tag axle test	Not tested

Electronic Extension Module

Diagnostic memory	Not tested	Signal outputs	Not tested
TailGUARDlight	Not tested	TailGUARD	Not tested*

Manufacturer	DOMETT TRAILERS	Vehicle ident. no	7A9C2002XK1023891
Vehicle type	3ASBTR CURTAINSIDE	Odometer reading	0.0 km
next Service	0 km	Trip reading	0.0 km
Tester	Chris Clarke	Signature	
Date	2019-10-08 2:05:33 PM		

trailer (full, semi-, centre-axle) with air brake system acc. to UN/ECE-R.13.11

distribution: DOMETT TRAILERS
 7A9C2002XK1023891
 SODC: JH191004
 LT400: CJC 723564

please note!

This brake calculation is made under consideration of
 -the legal precriptions mentioned above in the version valid at the time of making the program (V6.14.04.20).
 -the functional characteristics of our products as well as the data of the brake out of the test approvals of the axle manufacturers, and
 -the other vehicle data included in the brake calculation.
 Please check whether these data correspond to the actual vehicle data.
 Our conditions of delivery apply (particularly section 9.0).
 In any case we commend to do a braking harmonisation!
 WABCOBrake V6.14.04.20 db 03.11.2017

vehicle manufacturer: DOMETT TRAILERS
 trailer model : 3ASBTR CURTAINSIDE
 trailer type : 3-axle-semi-trailer
 remarks : air / hydraulic / VA suspension
 WABCO TRAILER - EBS E
 TRISTOP 1+2: T.14/24 [TSE1416HTLD64 ACTUALLY FITTED
 - SEE PAGE 6 FOR PERFORMANCE DATA]
 265/70 R 19,5

axle 1 + 2 + 3 : SAF, SBW 1937, TDB 0749 ECE,

		<u>unladen</u>		<u>laden</u>	
total mass	P in kg	5000	- 6000	27000	- 29000
king-pin	PS kg	950	- 1950	7950	- 9950
axle 1	P1 in kg		1350		6350
axle 2	P2 in kg		1350		6350
axle 3	P3 in kg		1350		6350
total axle mass	PR in kg		4050		19050
wheel base	E in mm	6200	- 6400		
centre of gravity height	h in mm		770		2100
K-factor		Kv min	2.0539	Kc min	0.9830
K-factor		Kv max	2.0821	Kc max	1.0087

		<u>axle 1</u>	<u>axle 2</u>	<u>axle 3</u>
no. of combined axles		1	1	1
no. of brake chambers per axle line	KDZ	2	2	2
The power output corresponds to		BZ 119.6	BZ 119.6	BZ 122.1
brake chamber manufacturer		Meritor	Meritor	Meritor
chamber size		T.14/24	T.14/24	14.
lever length	lBh in mm	69	69	69
brake factor	[-]	23.03	23.03	23.03
dyn. rolling radius	rdyn min in mm	421	421	421
dyn. rolling radius	rdyn max in mm	421	421	421
threshold torque	Co Nm	6.0	6.0	6.0

calculation:

chamber pressure(rdyn min)pH at z=22,5%bar		2.1	2.1	2.1
chamber pressure(rdyn max)pH at z=22,5%bar		2.1	2.1	2.1
chamber press.(servo)pcha at pm6,5bar bar		5.2	5.2	5.2
piston force ThA at pm6,5bar N		4986	4986	4986
brake force(rdyn min)T lad. at pm6,5bar N		37653	37653	37653
brake force(rdyn max)T lad. at pm6,5bar N		37653	37653	37653
brake force within 1 % rolling friction proportion	%	33.3	33.3	33.3

braking rate z laden 0.604 for rdyn min
 z = sum (TR)/PRmax 0.604 for rdyn max

Trailer may only be operated in combination with trucks/tractors with ISO 7638 supply (5 or 7 polar).

brake diagram : 841 701 101 0

maximum pressure: 8.5 bar

axle 1:

valve 1: 971 002 ... 0 WABCO
EBS emergency valve

valve 2: 480 102 ... 0 WABCO
EBS trailer modulator

brake cylinder: Meritor 1424HTLD64

axle 2:

valve 1: 971 002 ... 0 WABCO
EBS emergency valve

valve 2: 480 102 ... 0 WABCO
EBS trailer modulator

brake cylinder: Meritor 1424HTLD64

axle 3:

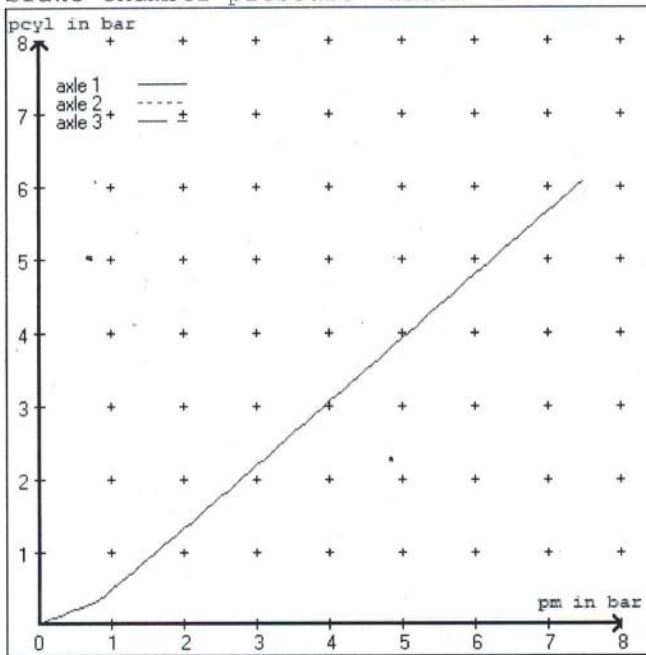
valve 1: 971 002 ... 0 WABCO
EBS emergency valve

valve 2: 480 102 ... 0 () WABCO or 480 207 0.. 0 / 2.. 0
EBS trailer modulator

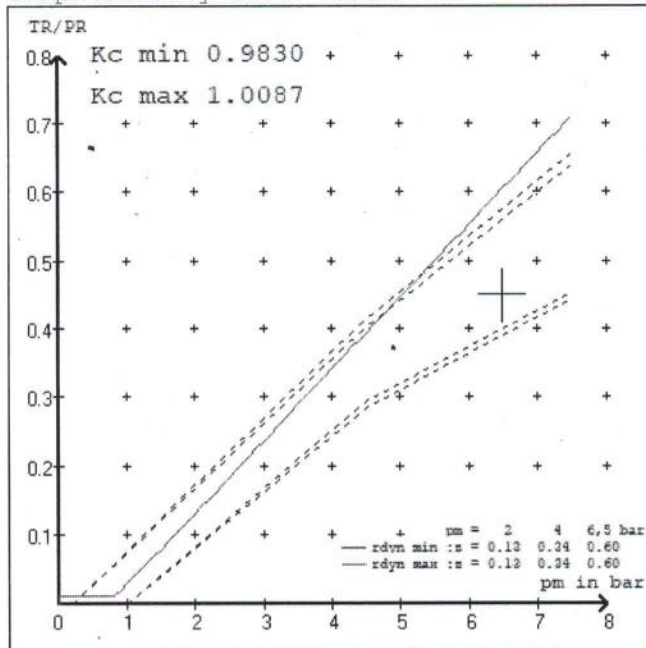
brake cylinder: Meritor 14HSCLD64

test type III (zIII = 0.30)	for rdyn min :	axle1	axle2	axle3
at pm 3.6 bar =>	pcha in bar :	2.7	2.7	2.7
test type III (zIII = 0.06)	for rdyn min :	axle1	axle2	axle3
at pm 1.3 bar =>	pcha in bar :	0.7	0.7	0.7

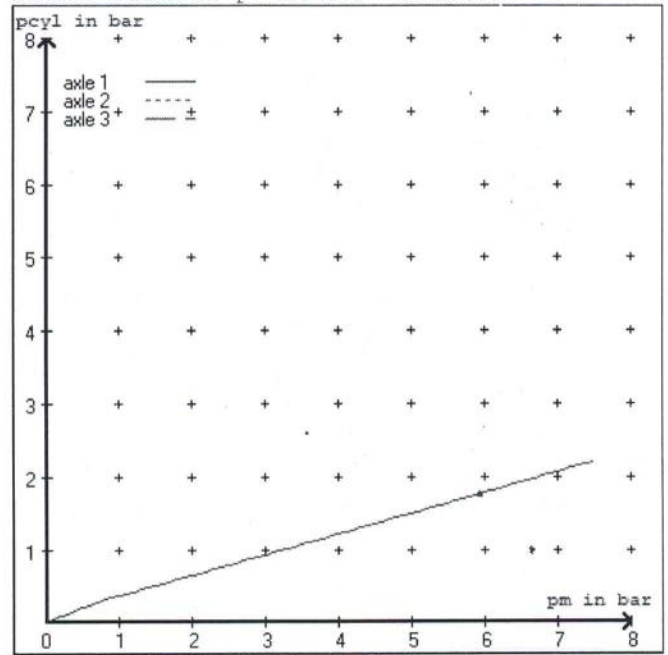
brake chamber pressure laden



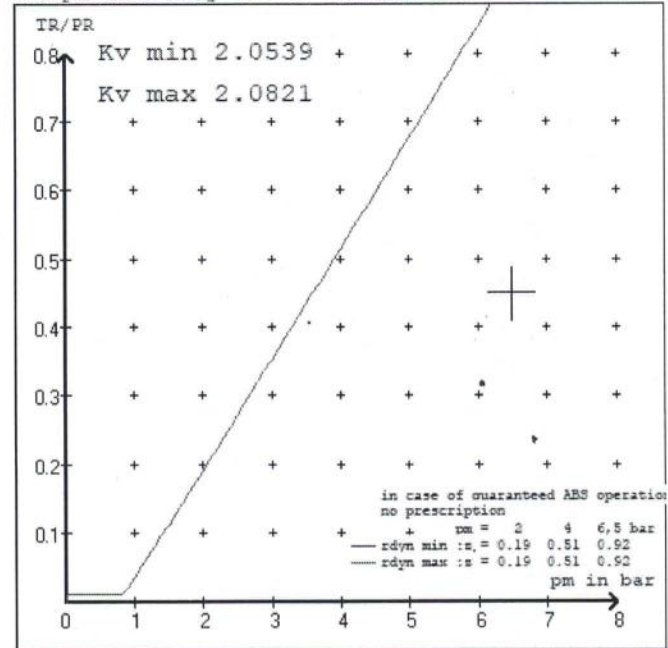
compatibility band laden



brake chamber pressure unladen



compatibility band unladen



vehicle manufacturer: DOMETT TRAILERS
 trailer model : 3ASBTR CURTAINSIDE
 trailer type : 3-axle-semi-trailer

brake chamber and lever length :

axle 1 : 2 x type/diameter T.14/24 (Meritor) lever length 69 mm
 axle 2 : 2 x type/diameter T.14/24 (Meritor) lever length 69 mm
 axle 3 : 2 x type/diameter 14. (Meritor) lever length 69 mm

brake diagram : 841 701 101 0

valve :

971 002 ... 0 WABCO EBS emergency valve
 480 102 ... 0 WABCO EBS trailer modulator
 480 102 ... 0 WABCO EBS trailer modulator or 480 207 0.. 0 / 2.. 0

EBS input data

=====

vehicle manufacturer: DOMETT TRAILERS
 trailer model : 3ASBTR CURTAINSIDE
 trailer type : 3-axle-semi-trailer
 brake calculation no. : TP 51983S

tire circumference main axle : 2650 for rdyn max
 tire circumference auxiliary axle : 2650 for rdyn max

assignment pm / deceleration z: pm 0.8 bar z = 0.010
 (laden condition) 2.0 bar z = 0.134
 6.5 bar z = 0.600

control pressure pm			6,5	control pressure pm			0.8	2.0	6.5
axle	axle load unladen	bellow pr. unladen	brake pr. unladen	axle load laden	bellow pr. laden	brake pr. laden			
1	1350	to be	1.9	6350	to be	0.3	1.8	5.2	
2	1350	entered by the vehicle manufact.	1.9	6350	entered by the vehicle manufact.	0.3	1.3	5.2	
3	1350		1.9	6350		0.3	1.3	5.2	
4	0		0,0	0		0,0	0,0	0,0	
5	0		0,0	0		0,0	0,0	0,0	

The unladen values indicated in the above table are values for the basic parameter set. Higher unladen axle loads and liftaxles are automatically recognized and do not require separate adjustment. The above unladen axle loads must not be fallen below.

=====

axle 1	axle 2	axle 3
axle load pcy1	axle load pcy1	axle load pcy1
1350	1.9	1350
1850	2.2	1850
2350	2.6	2350
2850	2.9	2850
3350	3.2	3350
3850	3.6	3850
4350	3.9	4350
4850	4.2	4850
6350	5.2	6350

data sheet to ECE vehicle type-approval certificate concerning braking equipment: according to ECE R13 annex 11

axle 1 : reference axle: SAF	SBW 1937	brake lining: Jurid 539
test report :	TDB 0749 ECE	date : 20130930 30.09.2013
axle 2 : reference axle: SAF	SBW 1937	brake lining: Jurid 539
test report :	TDB 0749 ECE	date : 20130930 30.09.2013
axle 3 : reference axle: SAF	SBW 1937	brake lining: Jurid 539
test report :	TDB 0749 ECE	date : 20130930 30.09.2013

calc. verif. of residual (hot) braking force type III
(item 4.2.1 of appendix 2 to annex 11)

axle 1	(rdyn 421 mm)	T = 18.7 % Fe
axle 2	(rdyn 421 mm)	T = 18.7 % Fe
axle 3	(rdyn 421 mm)	T = 18.7 % Fe

calculated actuator stroke in mm
(item 4.3.1.1 of appendix 2 to annex 11)

axle 1	(sp = 56 mm)	s = 39 mm
axle 2	(sp = 56 mm)	s = 39 mm
axle 3	(sp = 56 mm)	s = 39 mm

average thrust output in N at pm = 6,5 bar (however max. pcha = 7,0 bar)

axle1	ThA = 4986 N
axle2	ThA = 4986 N
axle3	ThA = 4986 N

calc. residual (hot) braking force in N
(item 4.3.1.4 of appendix 2 to annex 11)

axle 1	(rdyn 421 mm)	T = 29448 N
axle 2	(rdyn 421 mm)	T = 29448 N
axle 3	(rdyn 421 mm)	T = 29448 N

basic test	type III
of subject	(calculated)
trailer (E)	residual
	(hot)braking
	0.47

braking rate of the vehicle
(item 4.3.2 to appendix 2 to annex 11)

required braking rate	>= 0,4 and
(items 1.5.3 and 1.7.2 to annex 11)	>= 0,6*E (0.36)

axle 1	(rdyn 421 mm)	T = 29448 N
axle 2	(rdyn 421 mm)	T = 29448 N
axle 3	(rdyn 421 mm)	T = 29448 N

basic test	type III
of subject	(calculated)
trailer (E)	residual
	(hot)braking
	0.47

braking rate of the vehicle
(item 4.3.2 to appendix 2 to annex 11)

required braking rate	>= 0,4 and
(items 1.5.3 and 1.7.2 to annex 11)	>= 0,6*E (0.36)

spring parking brake

	axle 1	axle 2
no of TRISTOP-actuators per axle line KDZ	2	2
TRISTOP-actuator type	T.14/16	T.14/16
lever length lBh in mm	69	69
stat. tyre radius rstat max in mm	401	401
at a stroke of s in mm	30	30
min. force of spring brake TFZ in N	6160	6160
sp.brake chamber no Meritor.....	4	4
release pressure pLs in bar	4.5	4.5

calculation:

ratio until road	3.9674	3.9674
$iFb = lBh * \eta * C * rBt / (rBn * rstat)$ for rstat in mm	401	401
brake force of spring br. Tf in N	48188	48188
$Tf = (TFZ * KDZ - 2 * Co / lBh) * iFb$		
braking rate zf laden	0.526	
$zf = \text{sum}(Tf) / PR + 0,01$		

Test of the frictional connection required by the parking brake

minimum wheelbase/minimum supporting width min Ef necessary
to fulfil the regulations

$$\text{min Ef} = E * (1 - PR/P + zferf * h/E) / (1 - zferf / (fzul * nf/ng))$$

$$\text{min Ef.} = 3781 \text{ mm} \quad \text{for } E = 6200 \text{ mm}$$

$$\text{min Ef} = 3885 \text{ mm} \quad \text{for } E = 6400 \text{ mm}$$

min Ef = minimum distance between front axle(s) (trailer) or support (semitraile.
and the rear axle(s)) (resultant of the bogie)

E = wheel base

fzul = 0.80 maximum permissible frictional connection required

zferf = 0.18 maximum required braking ratio of the parking brake

h = 2100 mm height of center of gravity - laden

PR = 19050 kg maximum bogie mass - laden

P = 29000 kg maximum total mass - laden

nf = 2 no. of axle(s) with TRISTOP spring brake actuators

ng = 3 no. of bogie axle(s)

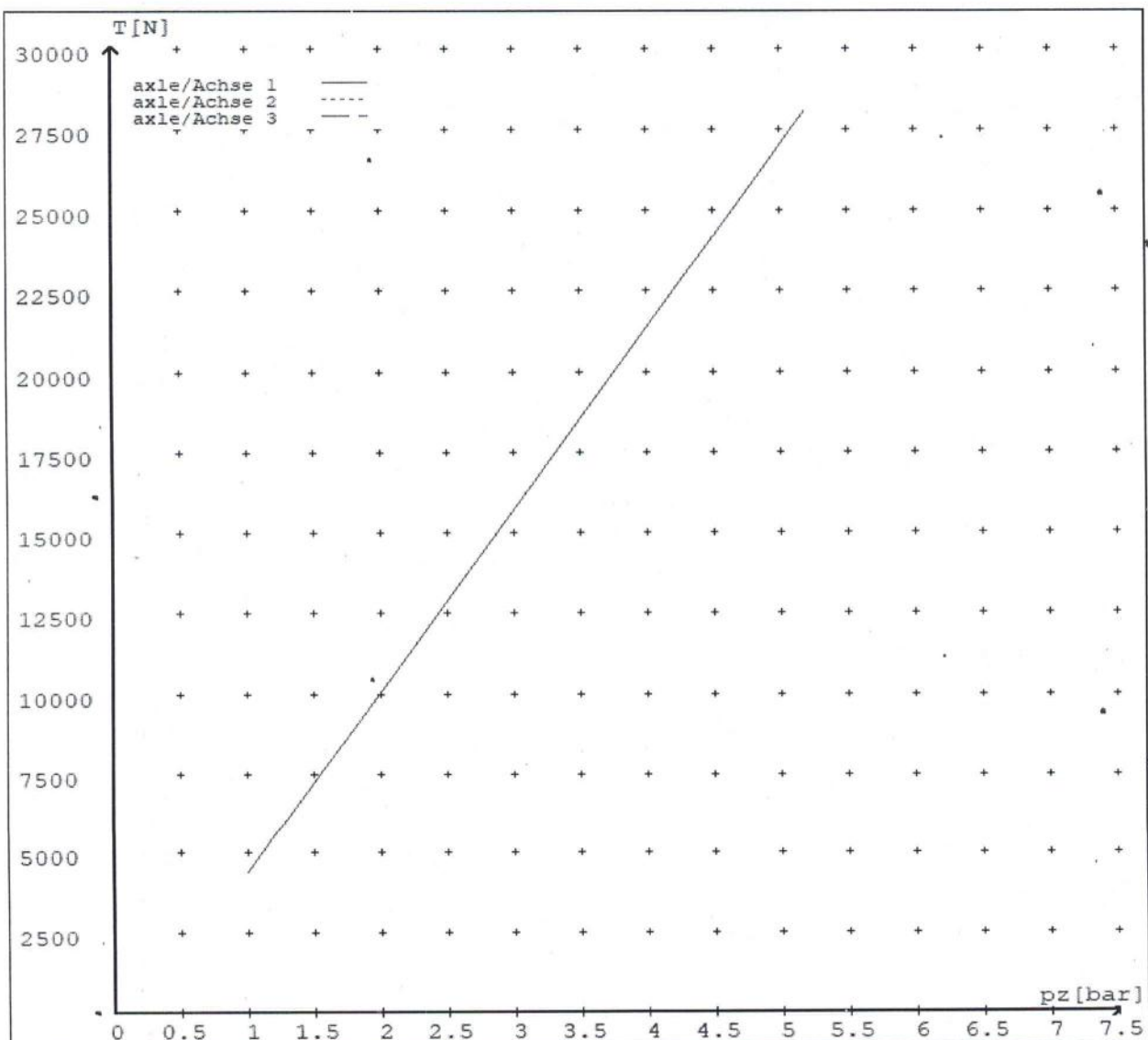
reference values

reference values for z = 45% for max rdyn: 421 mm

	pz [bar]	T [N]	T [N]
axle 1	1.0		4356
	5.2		28052
axle 2	1.0		4356
	5.2		28052
axle 3	1.0		4356
	5.2		28052

VIN - no.:

	Axle(s) / Achse(n)				
brake cylinder type (service / parking) Bremszylinder Typ (Betrieb / Fest)	T.14/24	T.14/24	14./	/	/
Maximum stroke smax = ...mm maximaler Hub smax =mm	64	64	64		
Lever length =mm Hebellänge =mm	69.08	69.08	69.08		



reference values for $z = 0.45$

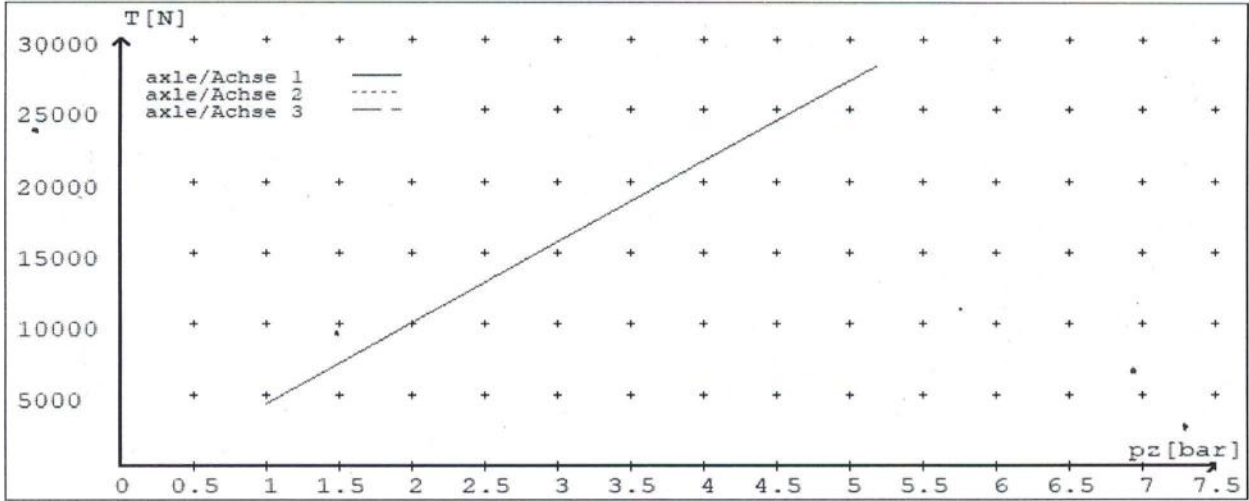
Angabe der Referenzwerte für $z = 0.45$

brake calculation no: TP 51983S date 07.10.2019

Bremsberechnung Nr: TP 51983S vom 07.10.2019

for max rdyn: 421 mm

für max rdyn: 421 mm



	Axle(s) / Achse(n)				
brake cylinder type (service / parking) Bremszylinder Typ (Betrieb / Fest)	T.14/24	T.14/24	14./	/	/
Maximum stroke smax = ...mm maximaler Hub smax = ...mm	64	64	64		
Lever length = ...mm Hebellänge = ...mm	69.08	69.08	69.08		

NOTICE TO VEHICLE OPERATOR

THIS VEHICLE HAS A BRAKE SYSTEM WHICH HAS BEEN DESIGNED AND FITTED IN ACCORDANCE WITH THE LAND TRANSPORT HEAVY VEHICLE BRAKE RULE 32015/5.

IF THIS VEHICLE IS OPERATED IN CONJUNCTION WITH NON-CERTIFIED VEHICLES, THERE MAY BE OPERATIONAL FACTORS WHICH NEED TO BE TAKEN INTO CONSIDERATION.

PLEASE REFER TO THE CERTIFIER FOR FURTHER INFORMATION.

**EXCERPT FROM LAND TRANSPORT RULE; HEAVY-VEHICLE BRAKES
RULE 32015/5. SECTION 10,**

10.1 RESPONSIBILITIES OF OPERATORS

A person who operates a vehicle must ensure that the vehicle complies with this rule.

10.2 RESPONSIBILITIES OF REPAIRERS

A person who repairs or adjusts a brake must ensure that the repair or adjustment:

- a) does not prevent the vehicle from complying with this rule;
- b) complies with Land Transport Rule: Vehicle Repair 1998.

10.3 RESPONSIBILITIES OF MODIFIERS

A person who modifies a vehicle so as to affect the braking performance of the vehicle must:

- a) ensure that the modification does not prevent the vehicle from complying with this Rule; and
- b) notify the operator that the vehicle must be inspected and, if necessary, certified by person or organisation appointed to carry out specialist inspection and certification of heavy vehicle brakes.

IF YOU ARE UNSURE ABOUT YOUR RESPONSIBILITIES, PLEASE CONTACT THE VEHICLE MANUFACTURER, OR MYSELF.

COMPLAINTS. Complaints and Warranty issues which relate to Brake Certification will be acknowledged within 7 working days and a resolution proposed within 25 working days. Resolution of complaints and Warranty issues is subject to Transpecs Warranty policy. Customers have the right to appeal to the New Zealand Transport Authority if dissatisfied with a Compliance issue. (Refer NZTA Deed Of Appointment Para 47.4) NZTA Helpdesk 0800 699 000

(p.p.).....
(J.Hirst (JEH) HVEK)

NOTICE TO VEHICLE OPERATOR

This trailer is equipped with an Electronic Brake System.

To comply with the New Zealand Heavy Vehicle Brake Rule 32015/5, it must be used only in conjunction with a truck/tractor equipped with a 5 or 7 pin ABS/EBS power supply socket.

Failure to connect to such supply invalidates Brake Rule compliance.

The trailer ABS/EBS warning light on the towing vehicle dashboard must illuminate when the ignition is switched on and extinguish when the vehicle is in motion.

If the light does not illuminate when ignition is switched on, the system must be checked. If the light remains illuminated when the vehicle is in motion, Brake Rule compliance is compromised. Repairs must be made as soon as possible.

If you are unsure of your responsibilities and/or obligations, please contact either the vehicle manufacturer or myself.


(p.p.)
J.E. Hirst
(JEH/HVEK)
(09 980 7300)

NOTICE TO VEHICLE OPERATOR

WABCO Park Release Emergency Valve
(PREV)

This trailer is equipped with a WABCO PREV
Part # 971 002 900 0

Application of the park brake via the cab control valve will actuate and apply all service brakes on the trailer. In the event of a leak in the service brake system the Spring Brakes will automatically override and hold the vehicle in compliance to Land Transport Rule: Heavy-vehicle Brakes Rule 32015/5.

When the vehicle is presented for COF the trailer park brake system is tested by pulling the red actuation knob on the PREV, situated mid way down the chassis rail. The cab control in the prime mover does not have to be applied for this test procedure.

If you are unsure of any aspect relating to this instruction please contact either the vehicle manufacturer or myself.

(p.p.)
J E Hirst
(JEH HVEK)
(09 980 7300)



**NEW ZEALAND HEAVY VEHICLE BRAKE RULE 32015-5
WORKSHEET, PROCEDURE DOCUMENTATION SHEET
& CONFIRMATION OF COMPLIANCE**

CLIENT

MANUFACTURER:	DOMETT TRAILERS
ADDRESS:	TAURIKURA DRIVE, TAURANGA 3110
FLEET:	NOT SPECIFIED

VEHICLE DETAILS

VEHICLE TYPE:	3ASBTR CURTAINSIDE	CERT #:	JH191004
YEAR:	2019	CALCULATION #:	TP51983
MAKE:	DOMETT	REGO:	N/A
MODEL:	C2002 BH	LT400 #:	723564
CHASSIS #:	1891	ORDER NUMBER:	6892
VIN #:	7A9C2002XK1023891		
GVM: TONNES	27	PRIME MOVER:	EBS / EUROPEAN
LOAD CONFIGURATION:	MIXED FREIGHT		
GROUP RATINGS: TONNES	FRONT	REAR	
	8	19	
WHEEL BASE: METRES	6.22		
	UNLADEN COG	MAX HEIGHT	HEIGHT DECK
	0.77	4.3	1.2
COG: METRES	2.080		
	FRONT	REAR	TOTAL
TARE: TONNES	1.12	4.1	5.22
TYRE SIZE:		REAR	
		265 70 R19.5	
ROLLING CIRCUMFERENCE: MM		2645	
AXLE SPACING: METRES		3	

BRAKE & AXLE DETAILS

	MAKE	MODEL	TEST REPORT
AXLE:	SAF	SAF-ZI9W	TDB0749
STEER AXLE[S]:	YES	POLE WHEEL:	90
LINING MATERIAL:	JURID 539	BRAKE FACTOR:	23.03
SENSED AXLE:	2		
SERIAL NUMBERS:	1		
	2		
	3		
	4	N/A	

CHAMBER AND VALVING DETAILS

CHAMBERS:	AXLE 1 & 2	AXLE 3	
BRAND:	TSE_CHAMBERS	TSE_CHAMBERS	
SIZE:	1416HTLD	14HSCLD	
STROKE: <i>MILLIMETRES</i>	64	64	
TEST REPORT #:	BC0143.0	BZ 122.1 Sep '00	
SPRINGBRAKE FORCE: <i>kN</i>	6.16	N/A	
HOLDOFF PRESSURE: <i>kPa</i>	4.5	N/A	
FOUNDATION BRAKE:	WABCO PAN19	WABCO PAN19	
LEVER LENGTH: <i>MILLIMETRES</i>	69	69	
BRAKE VALVES:	MAKE:	PART NUMBER:	PM PRESS. <i>kPa</i>
ECU PART #:	WABCO	480 102 08. 0 (MV)	80 kPa
3RD MODULATOR #:	N/A	N/A	N/A
ANTI-COMPOUNDING:	YES	ELEX:	N/A
SPRING BRAKE RELAY:	WABCO_PREV	971 002 900 0	
YARD RELEASE VALVE:	WABCO-PREV	971 002 900 0	
INLINE RELAY FITTED:	N/A	N/A	

ECU DIRECTION:

FRONT

REAR

SMARTBOARD/OPTILINK:

SMARTBOARD

OPTI-LINK

SUSPENSION

	REAR
SUSPENSION TYPE:	PNEUMATIC
MAKE:	SAF_AIRSPRING
MODEL:	SAF_INTRA
BELLOW SIZE:	2619, 300mm
HEIGHT CONTROL VALVE:	464 008 011 0
OTHER VALVES:	N/A
RIDE HEIGHT <i>MM</i> :	350
HANGER HEIGHT <i>MM</i> :	200
PEDESTAL HEIGHT <i>MM</i> :	5
LIFTAXLE:	N/A
TIPPING DUMP SWITCH:	N/A
LIFTAXLE VALVE:	N/A

AIR TANKS

AIR TANKS STANDARD:	SAE J10A / EN286-2
	REAR
BRAKE TANK SIZE: <i>L</i>	46 + 25
AUXILLARY TANK SIZE: <i>L</i>	46
PRESSURE PROTECTION:	WABCO PEM: 461 513 002 0

AIR LINES

TEST POINTS:	
CONTROL LINE:	X 1
FIXED AXLE CHAMBERS:	X 2
STEER AXLE CHAMBERS:	N/A

DUOMATIC COLOUR CODED:

YES

TANK:

X 1

ELECTRONIC HEIGHT SENSOR CALIBRATION

	TIMER TICKS [F/R]	MILLIMETRE [F / R]
UPPER LEVEL:	N/A	N/A
NORMAL LEVEL:	N/A	N/A
LOWER LEVEL:	N/A	N/A

CHECKS AT COMMISSION OF VEHICLE


CHAMBER BUNGS REMOVED:	<input checked="" type="checkbox"/>	VALVE MOUNTING:	<input checked="" type="checkbox"/>
ECU BLANKING PLUGS CHECKED:	<input checked="" type="checkbox"/>	DUOMATIC DRILLED:	<input checked="" type="checkbox"/>
RESPONSE TIME:	MODULATOR 2.1	MODULATOR 2.2	RELAY VALVE
ms:	205	210	N/A

NOTES AND SPECIAL CONDITIONS

I UNDERSTAND AND DECLARE THAT I AM THE CERTIFIER IDENTIFIED BELOW AND HOLD A CURRENT VALID APPOINTMENT. I CERTIFY THAT AT THE TIME OF INSPECTION THE ABOVE MENTIONED VEHICLE COMPONENT DESIGN AND THIS CERTIFICATION COMPLIES IN ALL RESPECTS WITH THE LAND TRANSPORT RULE VEHICLE STANDARDS COMPLIANCE 2002 AND MY DEED OF APPOINTMENT. TO THE BEST OF MY KNOWLEDGE THE INFORMATION CONTAINED IN THIS CERTIFICATE IS TRUE AND CORRECT.

NEW ZEALAND HEAVY VEHICLE BRAKE RULE 32015/5, SCHEDULE 5.

DATE: 8/10/2019

SIGNED: 

CERTIFIER NAME & ID: JOHN HIRST JEH

SODC ENDORSED BY: CHRIS CLARKE CJC

PHONE (BUS): 09-980-7300