

Heavy vehicle specialist inspector's or manufacturing inspecting organisation's name (PRINT IN CAPS) **CHRIS CLARKE** ID **CJC**

Vehicle registration (optional) _____ VIN/chassis number **7A9D1001XK1023839**

Make **DOMETT** Component being certified: Chassis Load anchorage
 Log bolsters Towing connection Brakes
 SRT PSV stability PSV rollover
 Swept path PBS

Certification category **HVEK**

Description of work
CERTIFY TO HEAVY VEHICLE BRAKE RULE 32015/4.
NEW ZEALAND HEAVY VEHICLE BRAKE SPECIFICATION.
4A FULL TANKER

Code/standard/rule certified to **SCHEDULE 5**

Component load rating(s) **26 TONNE GVM**

General drawing number(s) **N/A**

30 TOTAL GROUP RATINGS
RSS.ACTIVE

Supporting documents
BRAKE CERTIFICATION # LC190608
CALCULATION # 2019 SAF 4A WPC


Special conditions (optional)
WARNING LAMP MUST ILLUMINATE WHEN IGNITION IS SWITCHED ON & THEN EXTINGUISH IMMEDIATELY OR WHEN VEHICLE SPEED EXCEEDS 7 KPH

Certification expiry date (if applicable) **NONE UNTIL MODIFIED**

or Hubodometer reading (whichever comes first)

Declaration

I the undersigned, declare that I am the heavy vehicle specialist inspector identified and I hold a current valid appointment. I certify that the above mentioned vehicle component's design, manufacture and installation, and this certification complies in all respects with the Land Transport Rule: Vehicle Standards Compliance 2002 and my appointment. To the best of my knowledge the information contained in the certificate is true and correct.

Designer's ID (if different from inspector below) _____
 Inspector's signature 
 Inspector's name (PRINT IN CAPS) **CHRIS CLARKE** ID number **CJC**

Date **10-Jul-19**

Number **706393**

CoF vehicle inspector ID (if applicable) _____ CoF vehicle inspector signature (if applicable) _____ Date _____

All fields are mandatory unless otherwise stated.

WABCO

START-UP LOG

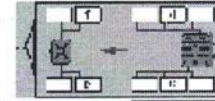
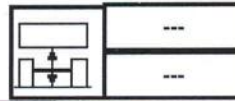
System	Trailer EBS-E	WABCO part number	480 102 064 0
Production date	2017-07-28	Serial number	436035705700D
Serial number (modulator)	000000150264		
Fingerprint Customer EOL / Customer Development / Flash Program	W503643 / 2019-07-10 ; 00000000 / 0000-00-00 ; 00000000 / 0000-00-00		

WABCO

TRAILER EBS-E

GGVS/ADR TUEH TB 2007 - 019.00
TDB0749

HERSTELLER MANUFACTURER CONSTRUCTEUR	DOMETT TRAILERS			GIO	Pin1	Pin3	Pin4
TYP TYPE TYPE	5AFT CURTAINSIDE			1	24V-O1	---	---
VEHICLE IDENT. NUMBER CHASSIS NUMBER NUMERO DE CHASSIS	7A9E20015K1023863			2	---	---	---
BREMSBERECHNUNGS-NR. BRAKE CALCULATION NO. CALCUL DE FREINAGE NO.	TP51901A			3	ALS2	ALS2	---
POLRADZÄHNEZAHL c-d e-f POLE WHEEL TEETH c-d e-f DENTS ROUE DENTÉE c-d e-f	90	90	ABS-System ABS-System Système ABS	4	---	---	---
RSS RSS RSS	Einfachbereifung Single Tire Monte simple		Lenkachse Steering axle Essieu vireur	5	DIAG	DIAG	DIAG
	Zwillingsbereifung Twin Tire Monte jumelée	X	Kipptritisches Fahrzeug Critical Trailer Véhicule critique	6	---	---	---
Subsystems	SB	I/O	24N	7	---	---	---




ACHSE AXLE ESSIEU	pm (bar)		6.5		pm (bar)		0.8		2.0		---		6.5		TYP TYPE	(mm)	(mm)	(bar)	
	1.0	Pz	TR (daN)																
1	1550	0.6	1.6	8000	5.1	0.4	1.3	---	5.8	-	20	65	69	509	4252				
2	1550	0.6	1.6	8000	5.1	0.4	1.3	---	5.8	-	20	65	69	509	4252				
3	1350	0.5	1.4	6350	3.9	0.3	1.4	---	4.8	-	14 / 16	64	69	489	2899				
4	1350	0.5	1.4	6350	3.9	0.3	1.4	---	4.8	-	14 / 16	64	69	489	2899				
5	1350	0.5	1.4	6350	3.9	0.3	1.4	---	4.8	-	14	64	69	489	2899				

TEBS-E

Diagnostic memory	OK	Warning lamp control	OK
Parameter setting	carried out	Stop light supply	OK
EBS pressure test	OK	Lifting axle test	Not tested
Redundancy test	OK	ECAS height sensor calibration	Not tested
ABS sensor assignment	OK	Height sensor axle load	Not tested
RTR test	Not tested	Leak test	Not tested
Immobilizer test	Not tested	Signal outputs	Not tested
Signal inputs	Not tested	Tag axle test	Not tested

Electronic Extension Module

Diagnostic memory	Not tested	Signal outputs	Not tested
TailGUARDlight	Not tested	TailGUARD	Not tested
Manufacturer	DOMETT TRAILERS	Vehicle ident. no	7A9E20015K1023863
Vehicle type	5AFT CURTAINSIDE	Odometer reading	0.0 km
next Service	0 km	Trip reading	0.0 km
Tester	Chris Clarke	Signature 	
Date	2019-07-10 12:52:04 PM		

trailer (full, semi-, centre-axle) with air brake system acc. to UN/ECE-R.13.11

distribution: DOMETT
2019 SAF 4A WPC

please note!

This brake calculation is made under consideration of
-the legal precriptions mentioned above in the version valid at the time of making the program (V6.14.04.20).
-the functional characteristics of our products as well as the data of the brake out of the test approvals of the axle manufacturers, and
-the other vehicle data included in the brake calculation.
Please check whether these data correspond to the actual vehicle data.
Our conditions of delivery apply (particularly section 9.0).
In any case we commend to do a braking harmonisation!
WABCOBrake V6.14.04.20 db 03.11.2017

vehicle manufacturer: DOMETT
trailer model : 4A TANKER, D1001
trailer type : 4-axle-full-trailer
remarks : air / hydraulic / VA suspension
WABCO TRAILER - EBS
TRISTOP 3+4: 16/16
265/70 R 19,5

axle 1 + 2 + 3 + 4 : SAF, SBS 1918, TDB 0870 ext01 ECE,

		<u>unladen</u>	<u>laden</u>
total mass	P in kg	5200	30000
axle 1	P1 in kg	1400	7500
axle 2	P2 in kg	1400	7500
axle 3	P3 in kg	1200	7500
axle 4	P4 in kg	1200	7500
wheel base	E in mm	5070 - 5070	
centre of gravity height	h in mm	800	1544

	<u>axle 1</u>	<u>axle 2</u>	<u>axle 3</u>	<u>axle 4</u>
no. of combined axles	1	1	1	1
no. of brake chambers per axle line	2	2	2	2
The power output corresponds to	BZ 122.1	BZ 122.1BC	0006.0BC	0006.0
brake chamber manufacturer	Meritor	Meritor	WABCO	WABCO
chamber size	20.	20.	16/16	16/16
lever length	1Bh in mm	76	76	76
brake factor	[-]	22.37	22.37	22.37
dyn. rolling radius	rdyn min in mm	421	421	421
dyn. rolling radius	rdyn max in mm	421	421	421
threshold torque	Co Nm	6.0	6.0	6.0

calculation:

chamber pressure(rdyn min)pH at z=22,5%bar	2.1	2.1	2.1	2.1
chamber pressure(rdyn max)pH at z=22,5%bar	2.1	2.1	2.1	2.1
chamber press.(servo)pcha at pm6,5bar bar	5.5	5.5	4.6	4.6
piston force ThA at pm6,5bar N	6332	6332	4648	4648
brake force(rdyn min)T lad. at pm6,5bar N	51239	51239	37636	37636
brake force(rdyn max)T lad. at pm6,5bar N	51239	51239	37636	37636
brake force within 1 % rolling friction proportion	%	26.5	26.5	23.5

braking rate z laden 0.604 for rdyn min
z = sum (TR)/PRmax 0.604 for rdyn max

Trailer may only be operated in combination with trucks/tractors with ISO 7638 supply (5 or 7 polar).

brake diagram :

maximum pressure: 8.5 bar

axle 1:

valve 1: 480 207 0.. 0 WABCO or 480 207 2.. 0
EBS relay valve

brake cylinder: Meritor 20HSCLD65

axle 2:

valve 1: 480 207 0.. 0 WABCO or 480 207 2.. 0
EBS relay valve

brake cylinder: Meritor 20HSCLD65

axle 3:

valve 1: 480 102 ... 0 WABCO
EBS trailer modulator

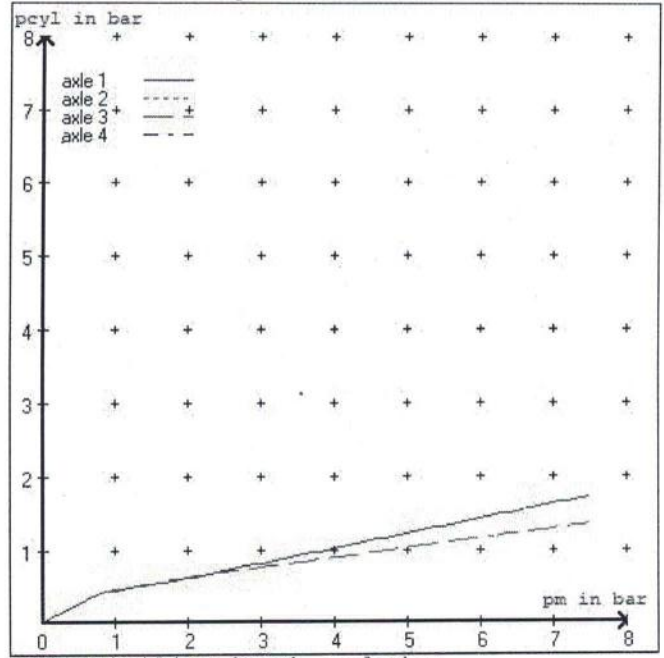
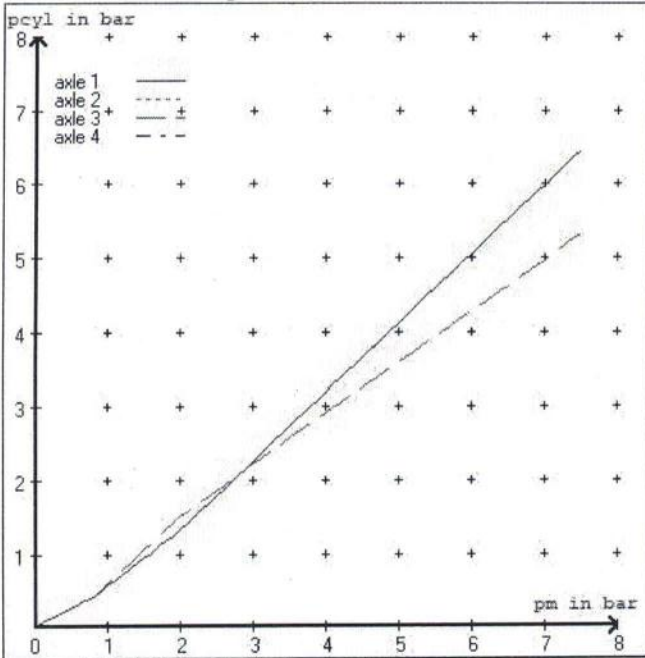
brake cylinder: WABCO 925 464 4.. 0 / 925 484 96. 0

axle 4:

valve 1: 480 102 ... 0 WABCO
EBS trailer modulator

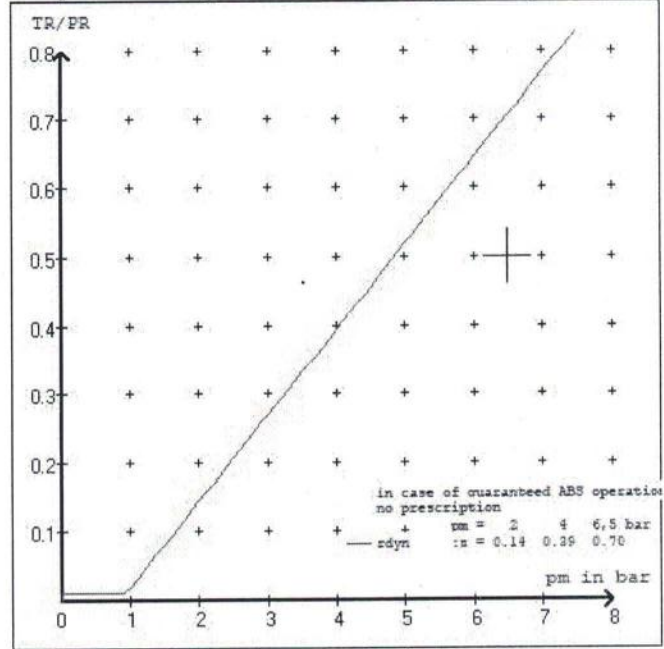
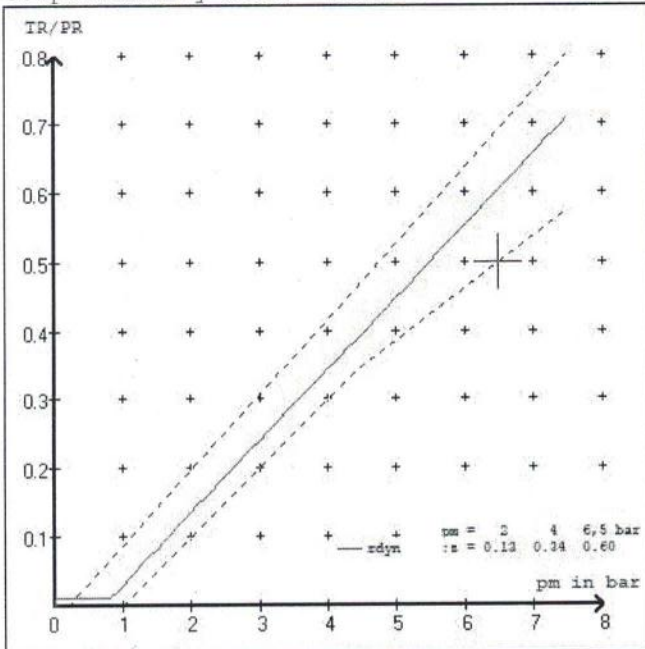
brake cylinder: WABCO 925 464 4.. 0 / 925 484 96. 0

test type III (zIII = 0.30)	for rdyn min :	axle1	axle2	axle3	axle4
at pm 3.6 bar =>	pcha in bar :	2.8	2.8	2.6	2.6
test type III (zIII = 0.06)	for rdyn min :	axle1	axle2	axle3	axle4
at pm 1.3 bar =>	pcha in bar :	0.8	0.8	0.9	0.9



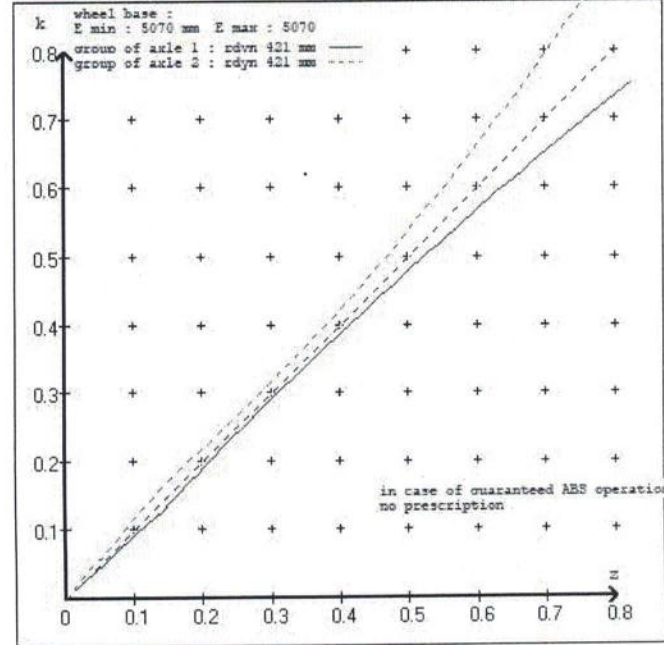
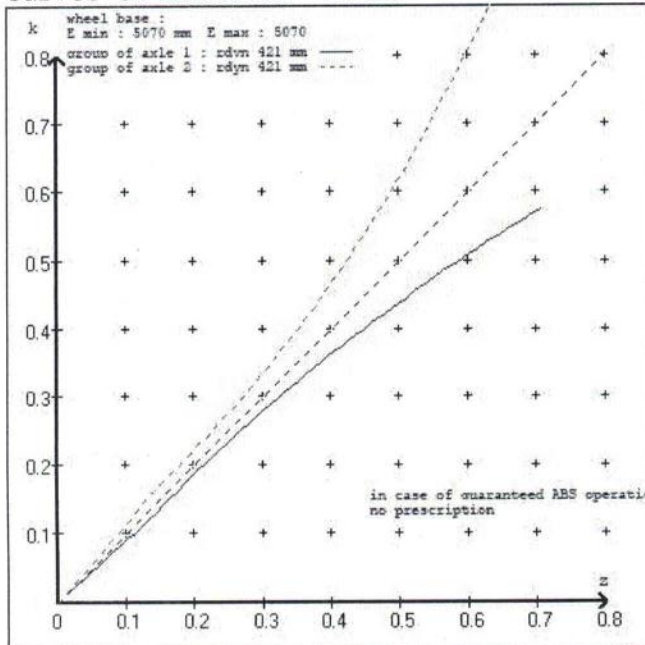
compatibility band laden

compatibility band unladen



curves of friction laden

curves of friction unladen



vehicle manufacturer: DOMETT
 trailer model : 4A TANKER, D1001
 trailer type : 4-axle-full-trailer

brake chamber and lever length :

axle 1 : 2 x type/diameter 20. (Meritor) lever length 76 mm
 axle 2 : 2 x type/diameter 20. (Meritor) lever length 76 mm
 axle 3 : 2 x type/diameter 16/16 (WABCO) lever length 76 mm
 axle 4 : 2 x type/diameter 16/16 (WABCO) lever length 76 mm

brake diagram :

valve :
 480 207 0.. 0 WABCO EBS relay valve or 480 207 2.. 0
 480 102 ... 0 WABCO EBS trailer modulator

EBS input data

=====

vehicle manufacturer: DOMETT
 trailer model : 4A TANKER, D1001
 trailer type : 4-axle-full-trailer
 brake calculation no. : TP 2019A

tire circumference main axle : 2650 for rdyn max
 tire circumference auxiliary axle : 2650 for rdyn max

assignment pm / deceleration z: pm 0.8 bar z = 0.010
 (laden condition) 2.0 bar z = 0.134
 6.5 bar z = 0.600

control pressure pm			6,5	control pressure pm			0.8	2.0	6.5
axle	axle load unladen	bellow pr. unladen	brake pr. unladen	axle load laden	bellow pr. laden	brake pr. laden			
1	1400	to be	1.5	7500	to be	0.4	1.3	5.5	
2	1400	entered by the vehicle manufact.	1.5	7500	entered by the vehicle manufact.	0.4	1.3	5.5	
3	1200		1.2	7500		0.4	1.5	4.6	
4	1200		1.2	7500		0.4	1.5	4.6	
5	0		0,0	0		0,0	0,0	0,0	0,0

The unladen values indicated in the above table are values for the basic parameter set. Higher unladen axle loads and liftaxles are automatically recognized and do not require separate adjustment. The above unladen axle loads must not be fallen below.

=====

axle 1	axle 2	axle 3	axle 4
axle load pcyl	axle load pcyl	axle load pcyl	axle load pcyl
1400	1.5	1400	1.5
1900	1.8	1900	1.8
2400	2.2	2400	2.2
2900	2.5	2900	2.5
3400	2.8	3400	2.8
3900	3.1	3900	3.1
4400	3.5	4400	3.5
4900	3.8	4900	3.8
7500	5.5	7500	5.5

data sheet to ECE vehicle type-approval certificate concerning braking equipment: according to ECE R13 annex 11

axle 1 : reference axle: SAF	SBS 1937	brake lining: SAF 437
test report :	TDB 0870 ext01 ECE	date : 20131111 11.11.2013
axle 2 : reference axle: SAF	SBS 1937	brake lining: SAF 437
test report :	TDB 0870 ext01 ECE	date : 20131111 11.11.2013
axle 3 : reference axle: SAF	SBS 1937	brake lining: SAF 437
test report :	TDB 0870 ext01 ECE	date : 20131111 11.11.2013
axle 4 : reference axle: SAF	SBS 1937	brake lining: SAF 437
test report :	TDB 0870 ext01 ECE	date : 20131111 11.11.2013

calc. verif. of residual (hot) braking force type III
(item 4.2.1 of appendix 2 to annex 11)

axle 1	(rdyn 421 mm)	T = 24.1 % Fe
axle 2	(rdyn 421 mm)	T = 24.1 % Fe
axle 3	(rdyn 421 mm)	T = 20.0 % Fe
axle 4	(rdyn 421 mm)	T = 20.0 % Fe

calculated actuator stroke in mm
(item 4.3.1.1 of appendix 2 to annex 11)

axle 1	(sp = 58 mm)	s = 47 mm
axle 2	(sp = 58 mm)	s = 47 mm
axle 3	(sp = 50 mm)	s = 47 mm
axle 4	(sp = 50 mm)	s = 47 mm

average thrust output in N at pm = 6,5 bar (however max. pcha = 7,0 bar)

axle1	ThA = 6332 N
axle2	ThA = 6332 N
axle3	ThA = 4648 N
axle4	ThA = 4648 N

calc. residual (hot) braking force in N
(item 4.3.1.4 of appendix 2 to annex 11)

axle 1	(rdyn 421 mm)	T = 38993 N
axle 2	(rdyn 421 mm)	T = 38993 N
axle 3	(rdyn 421 mm)	T = 28649 N
axle 4	(rdyn 421 mm)	T = 28649 N

	basic test	type III
	of subject	(calculated)
	trailer (E)	residual
braking rate of the vehicle		(hot)braking
(item 4.3.2 to appendix 2 to annex 11)	0.60	0.46

required braking rate $\geq 0,4$ and
(items 1.5.3 and 1.7.2 to annex 11) $\geq 0,6 * E (0.36)$

axle 1	(rdyn 421 mm)	T = 38993 N
axle 2	(rdyn 421 mm)	T = 38993 N
axle 3	(rdyn 421 mm)	T = 28649 N
axle 4	(rdyn 421 mm)	T = 28649 N

	basic test	type III
	of subject	(calculated)
	trailer (E)	residual
braking rate of the vehicle		(hot)braking
(item 4.3.2 to appendix 2 to annex 11)	0.60	0.46

required braking rate $\geq 0,4$ and
(items 1.5.3 and 1.7.2 to annex 11) $\geq 0,6 * E (0.36)$

data sheet to ECE vehicle type-approval certificate concerning braking equipment: according to ECE R13 annex 11

axle 1 : reference axle: SAF	SBS 1937	brake lining: SAF 607
test report :	TDB 0870 ext01 ECE	date : 2014520 19.05.2014
axle 2 : reference axle: SAF	SBS 1937	brake lining: SAF 607
test report :	TDB 0870 ext01 ECE	date : 2014520 19.05.2014
axle 3 : reference axle: SAF	SBS 1937	brake lining: SAF 607
test report :	TDB 0870 ext01 ECE	date : 2014520 19.05.2014
axle 4 : reference axle: SAF	SBS 1937	brake lining: SAF 607
test report :	TDB 0870 ext01 ECE	date : 2014520 19.05.2014

calc. verif. of residual (hot) braking force type III
(item 4.2.1 of appendix 2 to annex 11)

axle 1	(rdyn 421 mm)	T = 24.1 % Fe
axle 2	(rdyn 421 mm)	T = 24.1 % Fe
axle 3	(rdyn 421 mm)	T = 20.0 % Fe
axle 4	(rdyn 421 mm)	T = 20.0 % Fe

calculated actuator stroke in mm
(item 4.3.1.1 of appendix 2 to annex 11)

axle 1	(sp = 58 mm)	s = 46 mm
axle 2	(sp = 58 mm)	s = 46 mm
axle 3	(sp = 50 mm)	s = 46 mm
axle 4	(sp = 50 mm)	s = 46 mm

average thrust output in N at pm = 6,5 bar (however max. pcha = 7,0 bar)

axle1	ThA = 6332 N
axle2	ThA = 6332 N
axle3	ThA = 4648 N
axle4	ThA = 4648 N

calc. residual (hot) braking force in N
(item 4.3.1.4 of appendix 2 to annex 11)

axle 1	(rdyn 421 mm)	T = 40838 N
axle 2	(rdyn 421 mm)	T = 40838 N
axle 3	(rdyn 421 mm)	T = 29995 N
axle 4	(rdyn 421 mm)	T = 29995 N

basic test	type III
of subject	(calculated)
trailer (E)	residual
	(hot)braking
	0.48

braking rate of the vehicle
(item 4.3.2 to appendix 2 to annex 11)

0.60

required braking rate
(items 1.5.3 and 1.7.2 to annex 11)

>= 0,4 and
>= 0,6*E (0.36)

axle 1	(rdyn 421 mm)	T = 40838 N
axle 2	(rdyn 421 mm)	T = 40838 N
axle 3	(rdyn 421 mm)	T = 29995 N
axle 4	(rdyn 421 mm)	T = 29995 N

basic test	type III
of subject	(calculated)
trailer (E)	residual
	(hot)braking
	0.48

braking rate of the vehicle
(item 4.3.2 to appendix 2 to annex 11)

0.60

required braking rate
(items 1.5.3 and 1.7.2 to annex 11)

>= 0,4 and
>= 0,6*E (0.36)

data sheet to ECE vehicle type-approval certificate concerning braking equipment: according to ECE R13 annex 11

axle 1 : reference axle: SAF	SBS 1937	brake lining: SAF 437
test report :	TDB 0870 ext01 ECE	date : 20131111 11.11.2013
axle 2 : reference axle: SAF	SBS 1937	brake lining: SAF 437
test report :	TDB 0870 ext01 ECE	date : 20131111 11.11.2013
axle 3 : reference axle: SAF	SBS 1937	brake lining: SAF 437
test report :	TDB 0870 ext01 ECE	date : 20131111 11.11.2013
axle 4 : reference axle: SAF	SBS 1937	brake lining: SAF 437
test report :	TDB 0870 ext01 ECE	date : 20131111 11.11.2013

calc. verif. of residual (hot) braking force type III
(item 4.2.1 of appendix 2 to annex 11)

axle 1	(rdyn 421 mm)	T = 24.1 % Fe
axle 2	(rdyn 421 mm)	T = 24.1 % Fe
axle 3	(rdyn 421 mm)	T = 20.0 % Fe
axle 4	(rdyn 421 mm)	T = 20.0 % Fe

calculated actuator stroke in mm
(item 4.3.1.1 of appendix 2 to annex 11)

axle 1	(sp = 58 mm)	s = 47 mm
axle 2	(sp = 58 mm)	s = 47 mm
axle 3	(sp = 50 mm)	s = 47 mm
axle 4	(sp = 50 mm)	s = 47 mm

average thrust output in N at pm = 6,5 bar (however max. pcha = 7,0 bar)

axle1	ThA = 6332 N
axle2	ThA = 6332 N
axle3	ThA = 4648 N
axle4	ThA = 4648 N

calc. residual (hot) braking force in N
(item 4.3.1.4 of appendix 2 to annex 11)

axle 1	(rdyn 421 mm)	T = 38993 N
axle 2	(rdyn 421 mm)	T = 38993 N
axle 3	(rdyn 421 mm)	T = 28649 N
axle 4	(rdyn 421 mm)	T = 28649 N

	basic test	type III
	of subject	(calculated)
braking rate of the vehicle	trailer (E)	residual
(item 4.3.2 to appendix 2 to annex 11)	0.60	(hot)braking
		0.46
required braking rate		>= 0,4 and
(items 1.5.3 and 1.7.2 to annex 11)		>= 0,6*E (0.36)

axle 1	(rdyn 421 mm)	T = 38993 N
axle 2	(rdyn 421 mm)	T = 38993 N
axle 3	(rdyn 421 mm)	T = 28649 N
axle 4	(rdyn 421 mm)	T = 28649 N

	basic test	type III
	of subject	(calculated)
braking rate of the vehicle	trailer (E)	residual
(item 4.3.2 to appendix 2 to annex 11)	0.60	(hot)braking
		0.46
required braking rate		>= 0,4 and
(items 1.5.3 and 1.7.2 to annex 11)		>= 0,6*E (0.36)

data sheet to ECE vehicle type-approval certificate concerning braking equipment: according to ECE R13 annex 11

axle 1 : reference axle: SAF	SBS 1937	brake lining: SAF 607
test report :	TDB 0870 ext01 ECE	date : 2014520 19.05.2014
axle 2 : reference axle: SAF	SBS 1937	brake lining: SAF 607
test report :	TDB 0870 ext01 ECE	date : 2014520 19.05.2014
axle 3 : reference axle: SAF	SBS 1937	brake lining: SAF 607
test report :	TDB 0870 ext01 ECE	date : 2014520 19.05.2014
axle 4 : reference axle: SAF	SBS 1937	brake lining: SAF 607
test report :	TDB 0870 ext01 ECE	date : 2014520 19.05.2014

calc. verif. of residual (hot) braking force type III
(item 4.2.1 of appendix 2 to annex 11)

axle 1	(rdyn 421 mm)	T = 24.1 % Fe
axle 2	(rdyn 421 mm)	T = 24.1 % Fe
axle 3	(rdyn 421 mm)	T = 20.0 % Fe
axle 4	(rdyn 421 mm)	T = 20.0 % Fe

calculated actuator stroke in mm
(item 4.3.1.1 of appendix 2 to annex 11)

axle 1	(sp = 58 mm)	s = 46 mm
axle 2	(sp = 58 mm)	s = 46 mm
axle 3	(sp = 50 mm)	s = 46 mm
axle 4	(sp = 50 mm)	s = 46 mm

average thrust output in N at pm = 6,5 bar (however max. pcha = 7,0 bar)

axle1	ThA = 6332 N
axle2	ThA = 6332 N
axle3	ThA = 4648 N
axle4	ThA = 4648 N

calc. residual (hot) braking force in N
(item 4.3.1.4 of appendix 2 to annex 11)

axle 1	(rdyn 421 mm)	T = 40838 N
axle 2	(rdyn 421 mm)	T = 40838 N
axle 3	(rdyn 421 mm)	T = 29995 N
axle 4	(rdyn 421 mm)	T = 29995 N

	basic test	type III
	of subject	(calculated)
	trailer (E)	residual
braking rate of the vehicle		(hot)braking
(item 4.3.2 to appendix 2 to annex 11)	0.60	0.48

required braking rate	>= 0,4 and
(items 1.5.3 and 1.7.2 to annex 11)	>= 0,6*E (0.36)

axle 1	(rdyn 421 mm)	T = 40838 N
axle 2	(rdyn 421 mm)	T = 40838 N
axle 3	(rdyn 421 mm)	T = 29995 N
axle 4	(rdyn 421 mm)	T = 29995 N

	basic test	type III
	of subject	(calculated)
	trailer (E)	residual
braking rate of the vehicle		(hot)braking
(item 4.3.2 to appendix 2 to annex 11)	0.60	0.48

required braking rate	>= 0,4 and
(items 1.5.3 and 1.7.2 to annex 11)	>= 0,6*E (0.36)

spring parking brake

	<u>axle 3</u>	<u>axle 4</u>
no of TRISTOP-actuators per axle line KDZ	2	2
TRISTOP-actuator type	16/16	16/16
lever length lBh in mm	76	76
stat. tyre radius rstat max in mm	401	401
at a stroke of s in mm	30	30
min. force of spring brake TFZ in N	6282	6282
sp.brake chamber no 925	464 4.. 0464	4.. 0
sp.brake chamber no 925	484 96. 0484	96. 0
release pressure pLs in bar	5.0	5.0

calculation:

ratio until road	4.2397	4.2397
iFb = lBh*Eta*C*rBt/(rBn*rstat)		
for rstat in mm	401	401
brake force of spring br. Tf in N	52598	52598
Tf = (TFZ*KDZ-2*Co/lBh)*iFb		
braking rate zf laden	0.367	
zf = sum (Tf)/P + 0,01		

Test of the frictional connection required by the parking brake

minimum wheelbase/minimum supporting width min Ef necessary
to fulfil the regulations

$$\min Ef = E * (1 - PR/P + zferf * h/E) / (1 - zferf / (fzul * nf/ng))$$

$$\min Ef = 3630 \text{ mm} \quad \text{for } E = 5070 \text{ mm}$$

$$\min Ef = 3630 \text{ mm} \quad \text{for } E = 5070 \text{ mm}$$

min Ef = minimum distance between front axle(s) (trailer) or support (semitraile)
and the rear axle(s) (resultant of the bogie)

E = wheel base

fzul = 0.80 maximum permissible frictional connection required

zferf = 0.18 maximum required braking ratio of the parking brake

h = 1544 mm height of center of gravity - laden

PR = 15000 kg maximum bogie mass - laden

P = 30000 kg maximum total mass - laden

nf = 2 no. of axle(s) with TRISTOP spring brake actuators

ng = 2 no. of bogie axle(s)

axle manufacturer	axle 1 + 2 + 3 + 4
type of brake	SAF
type of axle	SBS 1918
	SBS 1937
	TDB 0870 ext01 ECE
test report of characteristic value	
adm. stat. axle load	Pstat in kg 9000
tested axle load	Pe in kg 10200
max. adm. tyre radius	Rezul in mm 999
adm. cam. torque (6,5 bar)	Czul in Nm 650
lining area per brake	AB in cm ² 304
no. of brake cylinder	- 2
brakefactor (SB) Bf	- 22.37
brakefactor (PB) Bf	- 22.37
threshold torque (Co,dec)	Mo in Nm 6
date	20131111 11.11.2013
brake lining	SAF 437
cam torque	Ce in Nm 661
brake force	TeIII in daN 4404
stroke	seIII in mm 47
tested tyre radius	Re in mm 518
tested lever length	le in mm 76
threshold torque (Co,e)	in Nm 8
date	2014520 19.05.2014
brake lining	SAF 607
cam torque	Ce in Nm 622
brake force	TeIII in daN 4343
stroke	seIII in mm 46
tested tyre radius	Re in mm 518
tested lever length	le in mm 76
threshold torque (Co,e)	in Nm 8
date	20131111 11.11.2013
brake lining	SAF 437
cam torque	Ce in Nm 661
brake force	TeIII in daN 4404
stroke	seIII in mm 47
tested tyre radius	Re in mm 518
tested lever length	le in mm 76
threshold torque (Co,e)	in Nm 8
date	2014520 19.05.2014
brake lining	SAF 607
cam torque	Ce in Nm 622
brake force	TeIII in daN 4343
stroke	seIII in mm 46
tested tyre radius	Re in mm 518
tested lever length	le in mm 76
threshold torque (Co,e)	in Nm 8

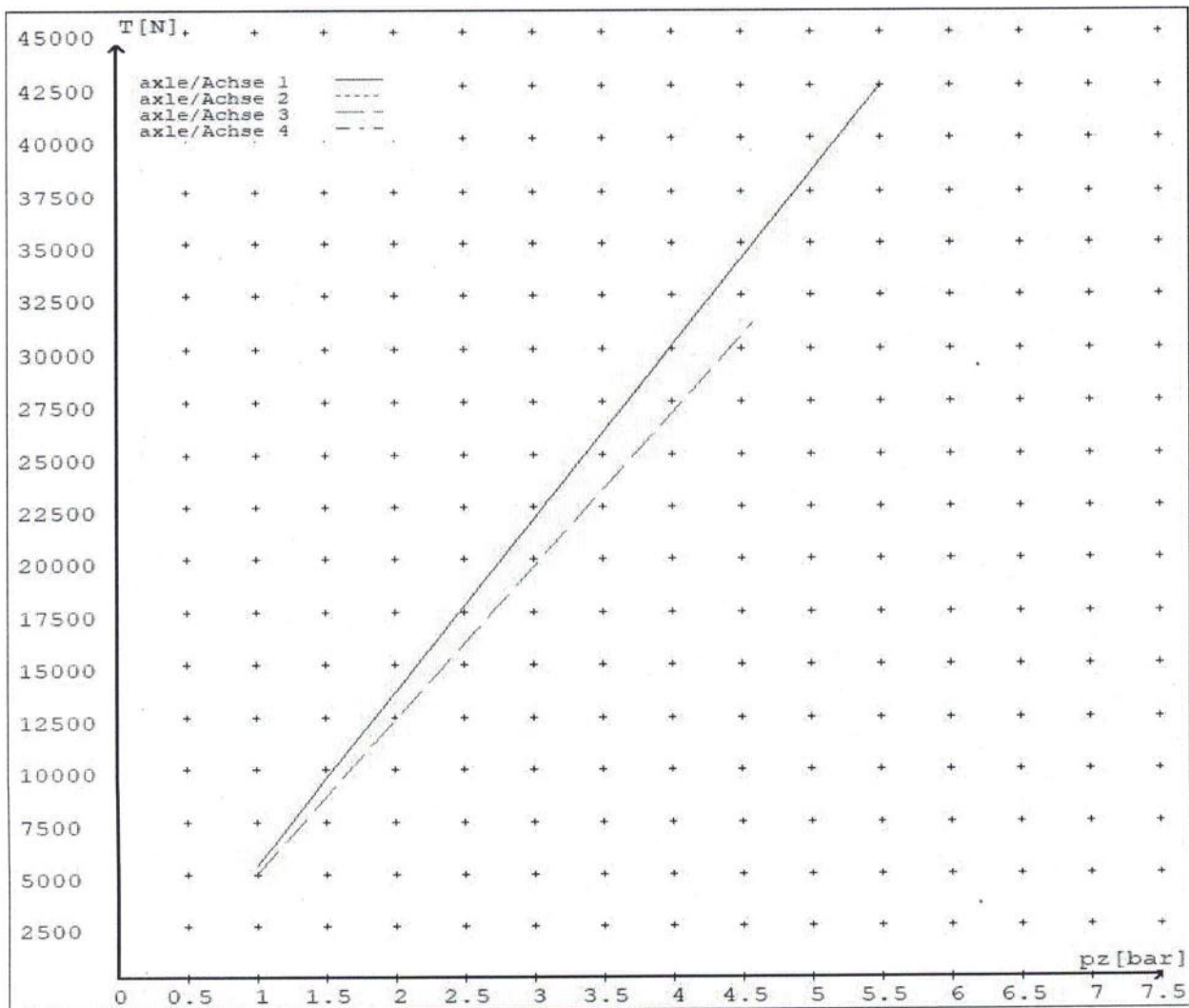
reference values

reference values for z = 50% for max rdyn: 421 mm

	pz [bar]	T [N]	T [N]
axle 1	1.0	5350	
	5.5	42416	
axle 2	1.0	5350	
	5.5	42416	
axle 3	1.0		4969
	4.6		31156
axle 4	1.0		4969
	4.6		31156

VIN - no.:

	Axle(s) / Achse(n)				
	brake cylinder type (service / parking) Bremszylinder Typ (Betrieb / Fest)	20./	20./	16/16	16/16
Maximum stroke smax = ...mm maximaler Hub smax =mm	65	65	63	63	
Lever length =mm Hebellänge =mm	76	76	76	76	



reference values for $z = 0.5$

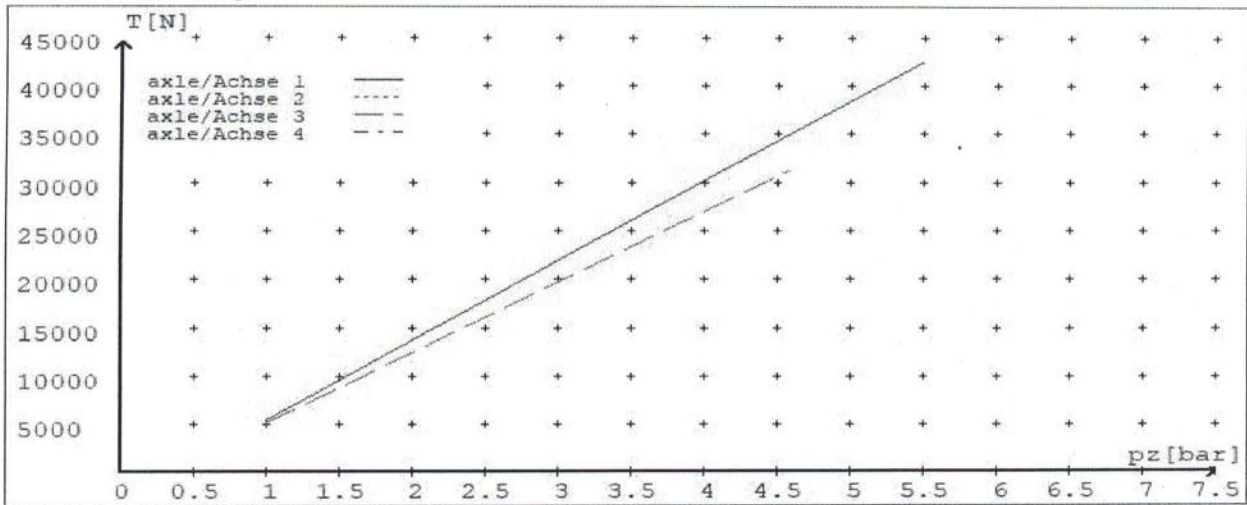
Angabe der Referenzwerte für $z = 0.5$

brake calculation no: TP 2019A date 10.04.2019

Bremsberechnung Nr: TP 2019A vom 10.04.2019

for max rdyn: 421 mm

für max rdyn: 421 mm



	Axle(s) / Achse(n)				
brake cylinder type (service / parking) Bremszylinder Typ (Betrieb / Fest)	20./	20./	16/16	16/16	/
Maximum stroke smax = ...mm maximaler Hub smax =mm	65	65	63	63	
Lever length = ...mm Hebellänge =mm	76	76	76	76	

**NEW ZEALAND HEAVY VEHICLE BRAKE RULE 32015-4
WORKSHEET, PROCEDURE DOCUMENTATION SHEET
& CONFIRMATION OF COMPLIANCE**

CLIENT

MANUFACTURER:	DOMETT TRUCK and TRAILERS
ADDRESS:	Taurikura Drive, Tauranga 3110
FLEET:	FONTERRA

VEHICLE DETAILS

VEHICLE TYPE:	4A FULL TANKER	CERT #:	LC190608
YEAR:	2019	CALCULATION #:	2019 SAF 4A WPC
MAKE:	DOMETT	REGO:	
MODEL:	D1001	LT400 #:	706393
CHASSIS #:	1839	ORDER NUMBER:	6353
VIN #:	7A9D1001XK1023839		
GVM: TONNES	26	PRIME MOVER:	EBS / EUROPEAN
LOAD CONFIGURATION:	UNIFORM DENSITY		
GROUP RATINGS: TONNES	FRONT	REAR	
	15	15	
WHEEL BASE: METRES	5.07		
	UNLADEN COG	MAX HEIGHT	HEIGHT DECK
	0.8	2.484	0.975
COG: METRES	1.544		
	FRONT	REAR	TOTAL
TARE: TONNES	2.8	2.4	5.2
	FRONT	REAR	
TYRE SIZE:	265/70 R19.5	265/70 R19.5	
ROLLING CIRCUMFERENCE: MM	2645	2645	
AXLE SPACING: METRES	1.3	1.3	

BRAKE & AXLE DETAILS

	MAKE	MODEL	TEST REPORT
AXLE:	SAF	SAF-ZI9S	TDB0870
POLE WHEEL FRONT:	90	POLE WHEEL REAR:	90
LINING MATERIAL:	SAF 607	BRAKE FACTOR:	22.37
SENSED AXLES:	2 + 4		
SERIAL NUMBERS:	1		
	2		
	3		
	4		
	5		

CHAMBER AND VALVING DETAILS

CHAMBERS:	AXLE 1 & 2	AXLE 3 & 4	
BRAND:	TSE_CHAMBERS	WABCO_CHAMBERS	
SIZE:	20HSCLD	1616 (925/464/461/0)	
STROKE: <i>MILLIMETRES</i>	65	63	
TEST REPORT #:	BC 0041.0 Jul '07	BC 0006.0	
SPRINGBRAKE FORCE: <i>kN</i>	N/A	7.252 @ 20mm	
HOLDOFF PRESSURE: <i>BAR</i>	N/A	5	
FOUNDATION BRAKE:	SAF SBS1918	SAF SBS1918	
LEVER LENGTH: <i>MILLIMETRES</i>	76	76	
BRAKE VALVES:	MAKE:	PART NUMBER:	PM PRESS. <i>kPa</i>
ECU PART #:	WABCO	480/102/064/0 (24V)	80 kPa
3RD MODULATOR #:	WABCO	480/207/001/0 (24V)	80 kPa
ANTI-COMPOUNDING:	YES		
SPRING BRAKE RELAY:	SEALCO_SBR	110701	
YARD RELEASE VALVE:	SEALCO_YR	17600B	
INLINE RELAY FITTED:	N/A	N/A	

ECU DIRECTION:

FRONT

REAR

SMARTBOARD:

SMARTBOARD

OPTI-LINK

SUSPENSION

	FRONT	REAR
SUSPENSION TYPE:	PNEUMATIC	PNEUMATIC
MAKE:	SAF_AIRSPRING	SAF_AIRSPRING
MODEL:	SAF_INTRA	SAF_INTRÀ
BELLOW SIZE:	2619, 300mm	2619, 300mm
HEIGHT CONTROL VALVE:	464/008/011/0	464/008/011/0
OTHER VALVES:	N/A	N/A
RIDE HEIGHT <i>MM</i> :	250	250
HANGER HEIGHT <i>MM</i> :	200	200
PEDESTAL HEIGHT <i>MM</i> :		
LIFTAXLE:	NO	
TIPPING DUMP SWITCH:	N/A	
LIFTAXLE VALVE:	N/A	

AIR TANKS

AIR TANKS STANDARD:	SAE J10A / EN286-2	
	FRONT	REAR
BRAKE TANK SIZE: <i>L</i>	46L	46L
AUXILLARY TANK SIZE: <i>L</i>		46L
PRESSURE PROTECTION:	WABCO PEM 461/513/002/A	

AIR LINES

TEST POINTS:

CONTROL LINE:	X 1 FILTER	TANK:	ECU
REAR CHAMBER:	ECU X 2	FRONT CHAMBER:	1st LEFT
DUOMATIC COLOUR CODED:	YES		

ELECTRONIC HEIGHT SENSOR CALIBRATION

	TIMER TICKS	MILLIMETRE
UPPER LEVEL:		
NORMAL LEVEL:		
LOWER LEVEL:		

CHECKS AT COMMISSION OF VEHICLE

CHAMBER BUNGS REMOVED: VALVE MOUNTING:

ECU BLANKING PLUGS CHECKED:

RESPONSE TIME:	MODULATOR 2.1	MODULATOR 2.2	RELAY VALVE
ms:	270	280	320

NOTES AND SPECIAL CONDITIONS

I UNDERSTAND AND DECLARE THAT I AM THE CERTIFIER IDENTIFIED BELOW AND HOLD A CURRENT VALID APPOINTMENT. I CERTIFY THAT AT THE TIME OF INSPECTION THE ABOVE MENTIONED VEHICLE COMPONENT DESIGN AND THIS CERTIFICATION COMPLIES IN ALL RESPECTS WITH THE LAND TRANSPORT RULE VEHICLE STANDARDS COMPLIANCE 2002 AND MY DEED OF APPOINTMENT. TO THE BEST OF MY KNOWLEDGE THE INFORMATION CONTAINED IN THIS CERTIFICATE IS TRUE AND CORRECT.

NEW ZEALAND HEAVY VEHICLE BRAKE RULE 32015 /4, SCHEDULE 5.

DATE: 10/07/2019

SIGNED: 

CERTIFIER NAME & ID: LANCE CAWTE LPC

SODC BY: CHRIS CLARKE CJC

PHONE (BUS): 09-980-7300

FAX: