

Heavy vehicle specialist inspector's or manufacturing inspecting organisation's name (PRINT IN CAPS) **CHRIS CLARKE** ID **CJC**

Vehicle registration (optional) _____ VIN/chassis number **7 A 9 E 3 5 0 1 4 J 1 0 2 3 7 9 6**

Make **DOMETT TRAILERS** Component being certified: Chassis Load anchorage
 Log bolsters Towing connection Brakes
 SRT PSV stability PSV rollover
 Swept path PBS

Description of work
CERTIFY TO SCHEDULE 5 OF LTR 32015/4
RSS ON: TWIN TYRES / SUPER SINGLES SIZE = 265 70 R 19.5

Code/standard/rule certified to **LTR 32015/4** Component load rating(s) **32 Tonnes GVM**
35 Tonnes (Group ratings)
 General drawing number(s) **N/A**


Supporting documents
BRAKE CODE CERTIFICATE JH181103
BRAKE CALCULATION # TP51798

Special conditions (optional)
WARNING LAMP MUST ILLUMINATE WHEN IGNITION IS SWITCHED ON & THEN EXTINGUISH IMMEDIATELY OR WHEN VEHICLE SPEED EXCEEDS 7 KPH

Certification expiry date (if applicable) **N/A [UNLESS MODIFIED]** or Hubodometer reading (whichever comes first) _____

Declaration

I the undersigned, declare that I am the heavy vehicle specialist inspector identified and I hold a current valid appointment. I certify that the above mentioned vehicle component's design, manufacture and installation, and this certification complies in all respects with the Land Transport Rule: Vehicle Standards Compliance 2002 and my appointment. To the best of my knowledge the information contained in the certificate is true and correct.

Designer's ID (if different from inspector below) _____
 Inspector's signature 
 Inspector's name (PRINT IN CAPS) **CHRIS CLARKE** ID number **CJC**
 Date **8-Nov-18** Number **655487**

CoF vehicle inspector ID (if applicable) _____ CoF vehicle inspector signature (if applicable) _____ Date _____

All fields are mandatory unless otherwise stated.

trailer (full, semi-, centre-axle) with air brake system acc. to UN/ECE-R.13.11

distribution: DOMETT TRAILERS
 7A9E35014J1023796
 SODC: JH181103
 LT400: CJC 655487

please note!

This brake calculation is made under consideration of
 -the legal prescriptions mentioned above in the version valid at the time of making the program (V6.14.04.20).
 -the functional characteristics of our products as well as the data of the brake out of the test approvals of the axle manufacturers, and
 -the other vehicle data included in the brake calculation.
 Please check whether these data correspond to the actual vehicle data.
 Our conditions of delivery apply (particularly section 9.0).
 In any case we commend to do a braking harmonisation!
 WABCO Brake V6.14.04.20 db 03.11.2017

vehicle manufacturer: DOMETT TRAILERS
 trailer model : 5AFT BULK TIPPER
 trailer type : 5-axle-full-trailer
 remarks : air / hydraulic / VA suspension
 WABCO TRAILER - EBS E
 TRISTOP 3+4: 16/24
 265/70 R 19,5
 [THE FRONT CHAMBERS ARE ACTUALLY HALDEX [125 200 001]

axle 1 + 2 + 3 + 4 + 5 : Assali Stefen, R, 361-005-16 ECE,

		unladen	laden
total mass	P in kg	7000	35050
axle 1	P1 in kg	1700	8000
axle 2	P2 in kg	1700	8000
axle 3	P3 in kg	1200	6350
axle 4	P4 in kg	1200	6350
axle 5	P5 in kg	1200	6350
wheel base	E in mm	5300 - 5500	
centre of gravity height	h in mm	1075	1950

	axle 1	axle 2	axle 3	axle 4	axle 5
no. of combined axles	1	1	1	1	1
no. of brake chambers per axle line KDZ	2	2	2	2	2
The power output corresponds to	BZ 122.1	BZ 122.1BC	0165.0BC	0165.0BC	0169.0
brake chamber manufacturer	Meritor	Meritor	Haldex	Haldex	Haldex
chamber size	20.	20.	16/24	16/24	16"
lever length lBh in mm	76	76	76	76	76
brake factor [-]	22.37	22.37	22.37	22.37	22.37
dyn. rolling radius rdyn min in mm	421	421	421	421	421
dyn. rolling radius rdyn max in mm	421	421	421	421	421
threshold torque Co Nm	6.0	6.0	6.0	6.0	6.0

calculation:

chamber pressure(rdyn min)pH at z=22,5%bar	2.2	2.2	2.0	2.0	2.0
chamber pressure(rdyn max)pH at z=22,5%bar	2.2	2.2	2.0	2.0	2.0
chamber press.(servo)pcha at pm6,5bar bar	6.1	6.1	4.0	4.0	4.0
piston force ThA at pm6,5bar N	7071	7071	3749	3749	3749
brake force(rdyn min)T lad. at pm6,5bar N	57258	57258	30264	30264	30264
brake force(rdyn max)T lad. at pm6,5bar N	57258	57258	30264	30264	30264
brake force within 1 % rolling friction proportion %	22.2	22.2	18.5	18.5	18.5

braking rate z laden 0.597 for rdyn min
 z = sum (TR)/PRmax 0.597 for rdyn max

Trailer may only be operated in combination with trucks/tractors with ISO 7638 supply (5 or 7 polar).

brake diagram :

maximum pressure: 8.5 bar

axle 1:

valve 1: 971 002 ... 0 WABCO
EBS emergency valve

valve 2: 480 207 0.. 0 WABCO or 480 207 2.. 0
EBS relay valve

brake cylinder: Meritor 20HSCLD65

axle 2:

valve 1: 971 002 ... 0 WABCO
EBS emergency valve

valve 2: 480 207 0.. 0 WABCO or 480 207 2.. 0
EBS relay valve

brake cylinder: Meritor 20HSCLD65

axle 3:

valve 1: 971 002 ... 0 WABCO
EBS emergency valve

valve 2: 480 102 ... 0 WABCO
EBS trailer modulator

brake cylinder: Haldex 135 1624 ...

axle 4:

valve 1: 971 002 ... 0 WABCO
EBS emergency valve

valve 2: 480 102 ... 0 WABCO
EBS trailer modulator

brake cylinder: Haldex 135 1624 ...

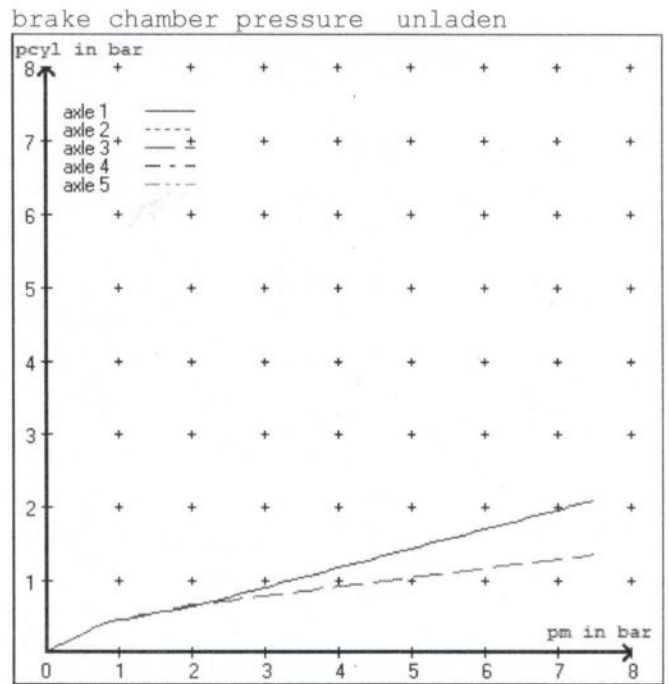
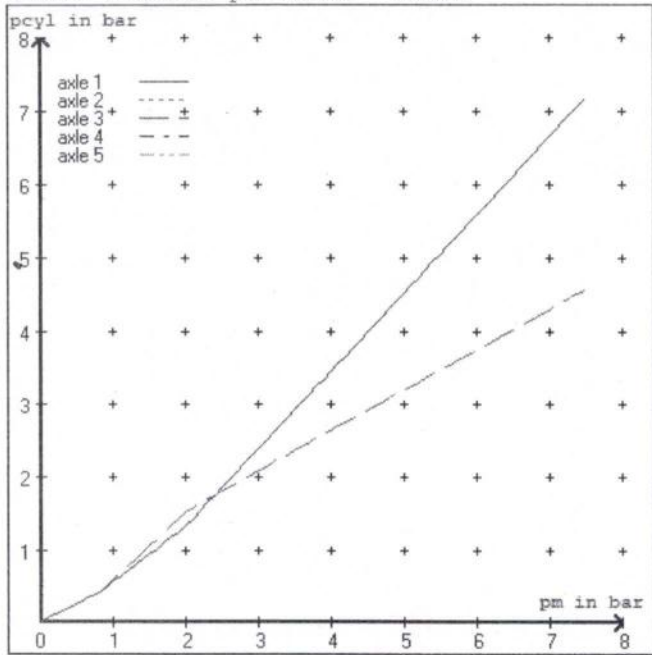
axle 5:

valve 1: 971 002 ... 0 WABCO
EBS emergency valve

valve 2: 480 102 ... 0 WABCO
EBS trailer modulator

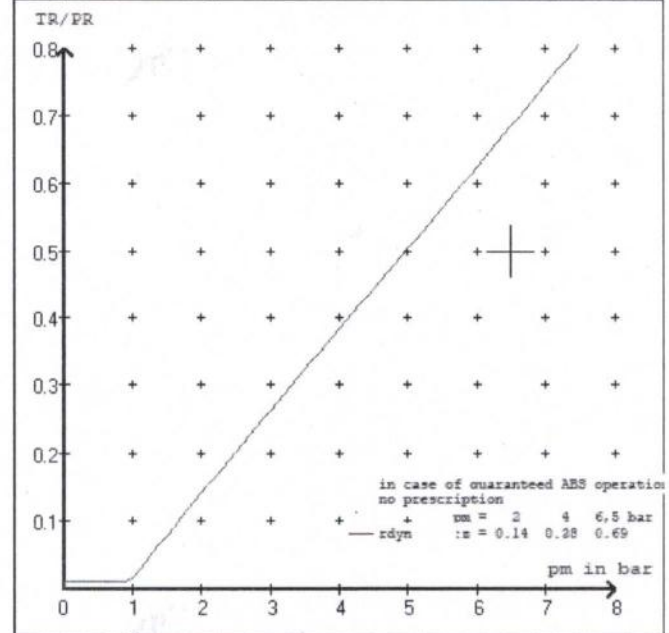
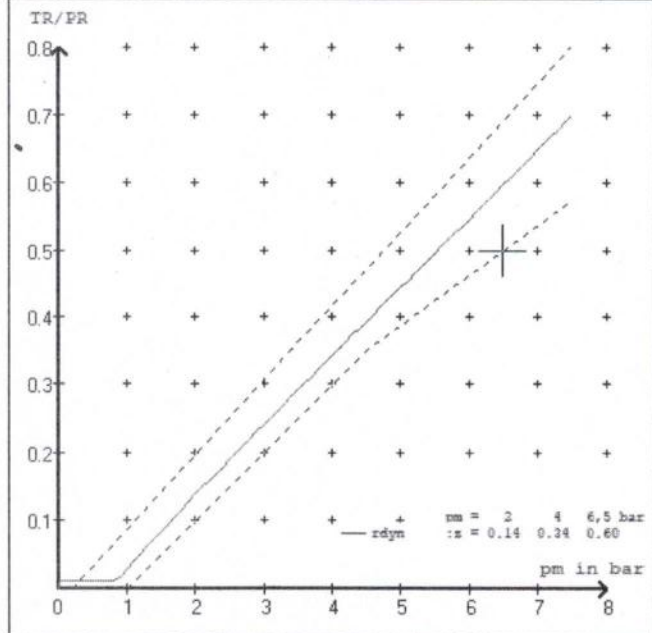
brake cylinder: Haldex 125 160 ...

test type III (zIII = 0.30)	for rdyn min :	axle1	axle2	axle3	axle4	axle5	
at pm 3.6 bar =>	pcha in bar :	3.0	3.0	2.4	2.4	2.4	2.4
test type III (zIII = 0.06)	for rdyn min :	axle1	axle2	axle3	axle4	axle5	
at pm 1.3 bar =>	pcha in bar :	0.8	0.8	0.9	0.9	0.9	0.9



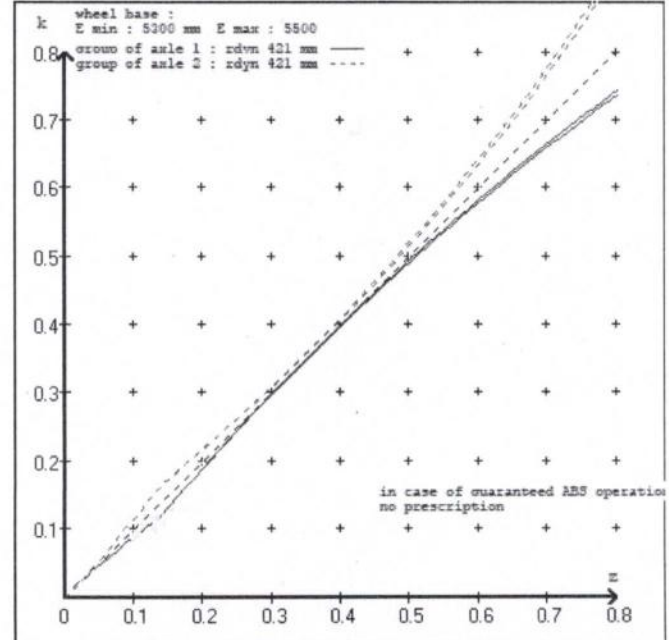
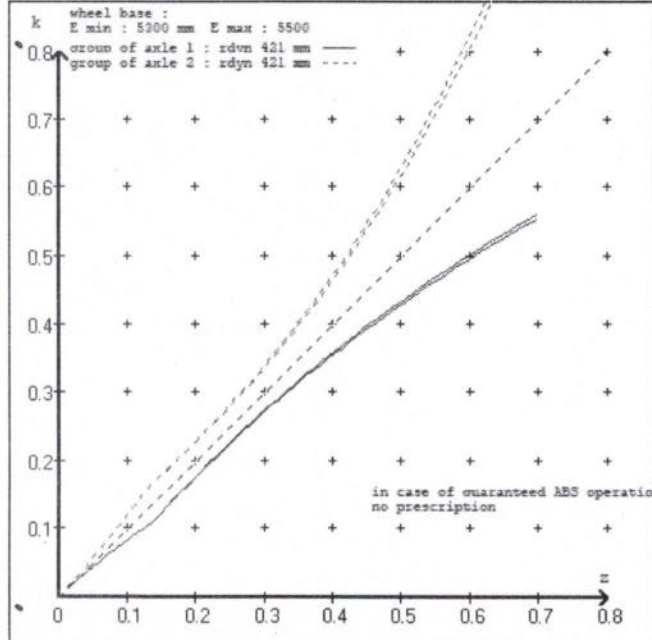
compatibility band laden

compatibility band unladen



curves of friction laden

curves of friction unladen



vehicle manufacturer: DOMETT TRAILERS
 trailer model : 5AFT BULK TIPPER
 trailer type : 5-axle-full-trailer

brake chamber and lever length :

axle 1 : 2 x type/diameter 20. (Meritor) lever length 76 mm
 axle 2 : 2 x type/diameter 20. (Meritor) lever length 76 mm
 axle 3 : 2 x type/diameter 16/24 (Haldex) lever length 76 mm
 axle 4 : 2 x type/diameter 16/24 (Haldex) lever length 76 mm
 axle 5 : 2 x type/diameter 16" (Haldex) lever length 76 mm

brake diagram :

valve :

991 002 ... 0 WABCO EBS emergency valve
 480 207 0.. 0 WABCO EBS relay valve or 480 207 2.. 0
 480 102 ... 0 WABCO EBS trailer modulator

EBS input data

vehicle manufacturer: DOMETT TRAILERS
 trailer model : 5AFT BULK TIPPER
 trailer type : 5-axle-full-trailer
 brake calculation no. : TP 51798A

tire circumference main axle : 2650 for rdyn max
 tire circumference auxiliary axle : 2650 for rdyn max

assignment pm / deceleration z: pm 0.8 bar z = 0.010
 (laden condition) 2.0 bar z = 0.134
 6.5 bar z = 0.600

control pressure pm		6,5		control pressure pm		0.8	2.0	6.5
axle	axle load unladen	bellow pr. unladen	brake pr. unladen	axle load laden	bellow pr. laden	brake pr. laden		
1	1700	to be	1.8	8000	to be	0.4	1.3	6.1
2	1700	entered by the vehicle manufact.	1.8	8000	entered by the vehicle manufact.	0.4	1.3	6.1
3	1200		1.2	6350		0.4	1.5	4.0
4	1200		1.2	6350		0.4	1.5	4.0
5	1200		1.2	6350		0.4	1.5	4.0

The unladen values indicated in the above table are values for the basic parameter set. Higher unladen axle loads and liftaxles are automatically recognized and do not require separate adjustment. The above unladen axle loads must not be fallen below.

axle 1		axle 2		axle 3		axle 4		axle 5	
axle load	pcyl	axle load	pcyl	axle load	pcyl	axle load	pcyl	axle load	pcyl
1700	1.8	1700	1.8	1200	1.2	1200	1.2	1200	1.2
2200	2.1	2200	2.1	1700	1.5	1700	1.5	1700	1.5
2700	2.5	2700	2.5	2200	1.7	2200	1.7	2200	1.7
3200	2.8	3200	2.8	2700	2.0	2700	2.0	2700	2.0
3700	3.2	3700	3.2	3200	2.3	3200	2.3	3200	2.3
4200	3.5	4200	3.5	3700	2.6	3700	2.6	3700	2.6
4700	3.8	4700	3.8	4200	2.8	4200	2.8	4200	2.8
5200	4.2	5200	4.2	4700	3.1	4700	3.1	4700	3.1
8000	6.1	8000	6.1	6350	4.0	6350	4.0	6350	4.0

data sheet to ECE vehicle type-approval certificate concerning braking equipment: according to ECE R13 annex 11

axle 1 : reference axle: Assali SteflM or LC or TMen	brake lining: MAT 5200-215
test report : 361-005-16 ECE	date : HL090216 09.02.2016
axle 2 : reference axle: Assali SteflM or LC or TMen	brake lining: MAT 5200-215
test report : 361-005-16 ECE	date : HL090216 09.02.2016
axle 3 : reference axle: Assali SteflM or LC or TMen	brake lining: MAT 5200-215
test report : 361-005-16 ECE	date : HL090216 09.02.2016
axle 4 : reference axle: Assali SteflM or LC or TMen	brake lining: MAT 5200-215
test report : 361-005-16 ECE	date : HL090216 09.02.2016
axle 5 : reference axle: Assali SteflM or LC or TMen	brake lining: MAT 5200-215
test report : 361-005-16 ECE	date : HL090216 09.02.2016

calc. verif. of residual (hot) braking force type III
(item 4.2.1 of appendix 2 to annex 11)

axle 1 (rdyn 421 mm)	T = 26.3 % Fe
axle 2 (rdyn 421 mm)	T = 26.3 % Fe
axle 3 (rdyn 421 mm)	T = 16.8 % Fe
axle 4 (rdyn 421 mm)	T = 16.8 % Fe
axle 5 (rdyn 421 mm)	T = 16.8 % Fe

calculated actuator stroke in mm
(item 4.3.1.1 of appendix 2 to annex 11)

axle 1 (sp = 58 mm)	s = 42 mm
axle 2 (sp = 58 mm)	s = 42 mm
axle 3 (sp = 50 mm)	s = 42 mm
axle 4 (sp = 50 mm)	s = 42 mm
axle 5 (sp = 50 mm)	s = 42 mm

average thrust output in N at pm = 6,5 bar (however max. pcha = 7,0 bar)

axle1	ThA = 7071 N
axle2	ThA = 7071 N
axle3	ThA = 3749 N
axle4	ThA = 3749 N
axle5	ThA = 3749 N

calc. residual (hot) braking force in N
(item 4.3.1.4 of appendix 2 to annex 11)

axle 1 (rdyn 421 mm)	T = 41531 N
axle 2 (rdyn 421 mm)	T = 41531 N
axle 3 (rdyn 421 mm)	T = 22014 N
axle 4 (rdyn 421 mm)	T = 22014 N
axle 5 (rdyn 421 mm)	T = 22014 N

basic test of subject trailer (E) type III (calculated) residual (hot)braking

braking rate of the vehicle
(item 4.3.2 to appendix 2 to annex 11)

0.60 0.43

required braking rate
(items 1.5.3 and 1.7.2 to annex 11)

>= 0,4 and
>= 0,6*E (0.36)

axle 1 (rdyn 421 mm)	T = 41531 N
axle 2 (rdyn 421 mm)	T = 41531 N
axle 3 (rdyn 421 mm)	T = 22014 N
axle 4 (rdyn 421 mm)	T = 22014 N
axle 5 (rdyn 421 mm)	T = 22014 N

basic test of subject trailer (E) type III (calculated) residual (hot)braking

braking rate of the vehicle
(item 4.3.2 to appendix 2 to annex 11)

0.60 0.43

required braking rate
(items 1.5.3 and 1.7.2 to annex 11)

>= 0,4 and
>= 0,6*E (0.36)

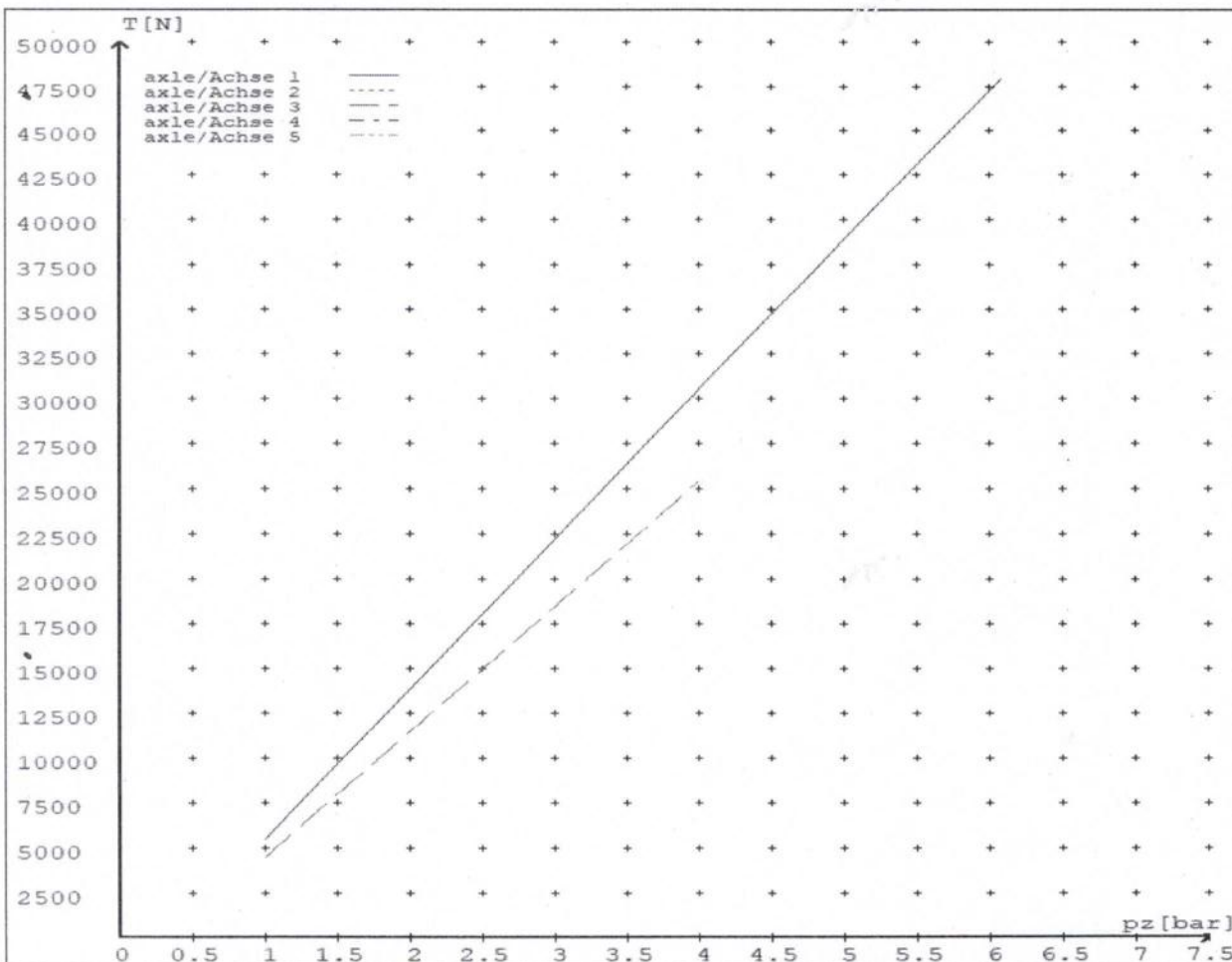
reference values

reference values for z = 50% for max rdyn: 421 mm

	pz [bar]	T [N]	T [N]
axle 1	1.0	5454	
	6.1	47955	
axle 2	1.0	5454	
	6.1	47955	
axle 3	1.0		4445
	4.0		25347
axle 4	1.0		4445
	4.0		25347
axle 5	1.0		4445
	4.0		25347

VIN - no.:

	Axle(s) / Achse(n)				
brake cylinder type (service / parking) Bremszylinder Typ (Betrieb / Fest)	20./	20./	16/24	16/24	16"/
Maximum stroke s _{max} = ...mm maximaler Hub s _{max} =mm	65	65	65	65	65
Lever length =mm Hebellänge =mm	76	76	76	76	76



NOTICE TO VEHICLE OPERATOR

THIS VEHICLE HAS A BRAKE SYSTEM WHICH HAS BEEN DESIGNED AND FITTED IN ACCORDANCE WITH THE LAND TRANSPORT HEAVY VEHICLE BRAKE RULE 32015/4.

IF THIS VEHICLE IS OPERATED IN CONJUNCTION WITH NON-CERTIFIED VEHICLES, THERE MAY BE OPERATIONAL FACTORS WHICH NEED TO BE TAKEN INTO CONSIDERATION.

PLEASE REFER TO THE CERTIFIER FOR FURTHER INFORMATION.

EXCERPT FROM LAND TRANSPORT RULE; HEAVY-VEHICLE BRAKES RULE 32015/4. SECTION 10,

10.1 RESPONSIBILITIES OF OPERATORS

A person who operates a vehicle must ensure that the vehicle complies with this rule.

10.2 RESPONSIBILITIES OF REPAIRERS

A person who repairs or adjusts a brake must ensure that the repair or adjustment:

- a) does not prevent the vehicle from complying with this rule;
- b) complies with Land Transport Rule: Vehicle Repair 1998.

10.3 RESPONSIBILITIES OF MODIFIERS

A person who modifies a vehicle so as to affect the braking performance of the vehicle must:

- a) ensure that the modification does not prevent the vehicle from complying with this Rule; and
- b) notify the operator that the vehicle must be inspected and, if necessary, certified by person or organisation appointed to carry out specialist inspection and certification of heavy vehicle brakes.

IF YOU ARE UNSURE ABOUT YOUR RESPONSIBILITIES, PLEASE CONTACT THE VEHICLE MANUFACTURER, OR MYSELF.

COMPLAINTS. Complaints and Warranty issues which relate to Brake Certification will be acknowledged within 7 working days and a resolution proposed within 25 working days. Resolution of complaints and Warranty issues is subject to Transpecs Warranty policy. Customers have the right to appeal to the New Zealand Transport Authority if dissatisfied with a Compliance issue. (Refer NZTA Deed Of Appointment Para 47.4) NZTA Helpdesk 0800 699 000

(P.P.).....
(J.Hirst (JEH) HVEK)

NOTICE TO VEHICLE OPERATOR

This trailer is equipped with an Electronic Brake System.

To comply with the New Zealand Heavy Vehicle Brake Rule 32015/4, it must be used only in conjunction with a truck/tractor equipped with a 5 or 7 pin ABS/EBS power supply socket.

Failure to connect to such supply invalidates Brake Rule compliance.

The trailer ABS/EBS warning light on the towing vehicle dashboard must illuminate when the ignition is switched on and extinguish when the vehicle is in motion.

If the light does not illuminate when ignition is switched on, the system must be checked. If the light remains illuminated when the vehicle is in motion, Brake Rule compliance is compromised. Repairs must be made as soon as possible.

If you are unsure of your responsibilities and/or obligations, please contact either the vehicle manufacturer or myself.


(p.p.)
J E Hirst
(JEH HVEK)
(09 980 7300)

NOTICE TO VEHICLE OPERATOR


WABCO Park Release Emergency Valve
(PREV)

This trailer is equipped with a WABCO PREV
Part # 971 002 900 0

Application of the park brake via the cab control valve will actuate and apply all service brakes on the trailer. In the event of a leak in the service brake system the Spring Brakes will automatically override and hold the vehicle in compliance to Land Transport Rule: Heavy-vehicle Brakes Rule 32015/4.

When the vehicle is presented for COF the trailer park brake system is tested by pulling the red actuation knob on the PREV, situated mid way down the chassis rail. The cab control in the prime mover does not have to be applied for this test procedure.

If you are unsure of any aspect relating to this instruction please contact either the vehicle manufacturer or myself.


(p.p.)
J E Hirst
(JEH HVEK)
(09 980 7300)

BRAKE CHAMBERS:**AXLE 1 & 2****AXLE 3 & 4****AXLE 5****MAKE**

HALDEX

HALDEX

HALDEX

SIZE

20 [125 200 001]

1624 [135 1624 ..]

16 [125 160 ..]

MAX STROKE (mm)

66

65

65

SLACK LENGTH (mm)

76

76

76

DRUM TYPE:

N/A

N/A

N/A

OR**BRAKE CALIPER:**

RMX

RMX

RMX

FRICTION MATERIAL: OEM AFTERMARKET**LINING BRAND****AXLE 1 & 2****AXLE 3 & 4****AXLE 5**

MAT 5200-215

MAT 5200-215

MAT 5200-215

OTHERS:**TYRES:****FRONT****REAR**

265 70 R 19.5

265 70 R 19.5

BRAKE CALCULATION #:

TP51798

COMMENTS:

EBS, SPECIAL CONDITIONS APPLY. SEE INSTRUCTIONS ON LT400 #

SALES ORDER #:

SO1338033

PROCESS TIME:

1 Hour

TRAILERS EQUIPPED WITH PREV: THE PARK BRAKE PERFORMANCE MUST BE

MEASURED BY PULLING THE RED ACTUATION KNOB ON THE PREV VALVE WHEN

THE AXLES - EQUIPPED WITH SPRING BRAKES - ARE IN THE BRAKE ROLLERS. THE


PARK BRAKE IN THE CAB **MUST NOT** BE APPLIED.**NOTES:****CHAMBERS & PARK BRAKE PERFORMANCE:**REFER TO BRAKE CALCULATION TP51798: $z = 0.302 @ 100465 (N)$ for 35 050 kgs GVMFRONT FRICTION (μ) = 0.49

CONFORMATION OF COMPLIANCE

I CONFIRM THAT THE VEHICLE IDENTIFIED IN PAGES 1 AND 2 OF THIS CONFORMATION OF COMPLIANCE COMPLIES WITH ALL RELEVANT REQUIREMENTS OF THE CURRENT NEW ZEALAND HEAVY VEHICLE BRAKE RULE 32015/4, SCHEDULE 5.

DATE: 8-Nov-18

SIGNED: (pp)



NAME & ID: J HIRST (JEH)

PHONE (BUS): 09 980 7300

FAX (BUS) 09 980 7306

POSTAL ADDRESS: TRANSPORT SPECIALTIES LTD
PO BOX 98-971,
MANUKAU CITY,
MANUKAU 2241

POSITION: BRAKE CERTIFIER HVEK

I CONFIRM THE BRAKE SYSTEM OF THE VEHICLE IDENTIFIED IN PAGE 1 OF THIS STATEMENT OF COMPLIANCE AS MODIFIED BY MYSELF, CONTINUES TO COMPLY WITH ALL THE RELIVANT REQUIREMENTS OF THE CURRENT NEW ZEALAND HEAVY BRAKE RULE 32015/4 SCHEDULE 5.

DATE:

SIGNED:

NAME:

CERTIFIERS ID:

POSITION:

PHONE (BUS):

FAX (BUS):

COMMENTS:
