



WHEEL ALIGNMENT SHEET

CLIENT: TALL TRANSPORT

JOB #: 5475

VIN #: 7A9E2001XJ1023775

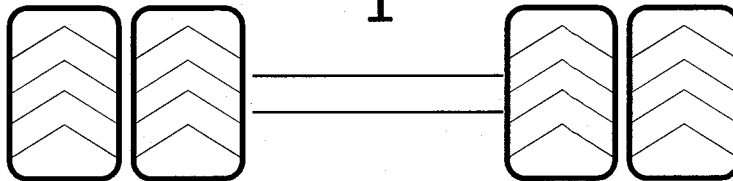
DATE: 12/09/18

NAME: Alston

SIGN: Alston

BEFORE $25\frac{3}{4}$

ADJUSTED $25\frac{3}{4}$

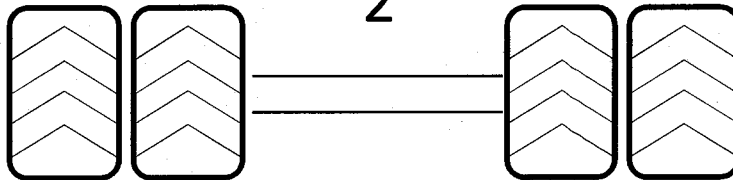


$25\frac{3}{4}$ BEFORE

$25\frac{3}{4}$ ADJUSTED

BEFORE $26\frac{1}{2}$

ADJUSTED $25\frac{1}{2}^+$

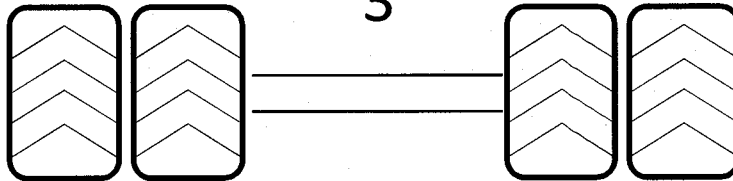


$24\frac{3}{4}$ BEFORE

$25\frac{1}{2}^+$ ADJUSTED

BEFORE $+3\frac{1}{2}^+$

ADJUSTED 0




$-3\frac{1}{2}^-$ BEFORE

0 ADJUSTED

BEFORE $-3\frac{1}{4}$

ADJUSTED $+1\frac{1}{4}^-$

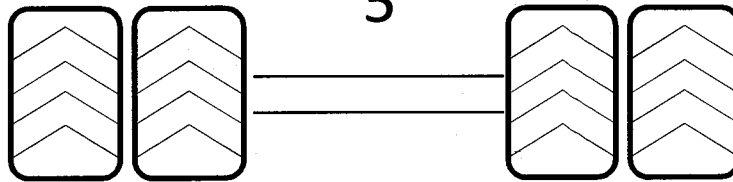


+1 BEFORE

$+1\frac{1}{4}^-$ ADJUSTED

BEFORE $-3\frac{1}{4}$

ADJUSTED $+1\frac{1}{4}$



+4 BEFORE

$+1\frac{1}{4}$ ADJUSTED