



# WHEEL ALIGNMENT SHEET

CUSTOMER: Fonterra

JOB #: 5622

VIN #: 7A9D10010J1023752

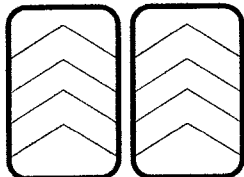
DATE: 02/07/18

NAME: Alston

SIGN: AB

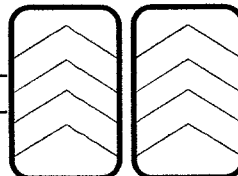
BEFORE 26 1/2

ADJUSTED 26-



1

1118 0150330

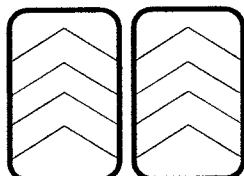


BEFORE 25 1/4

ADJUSTED 26-

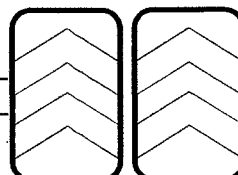
BEFORE 25

ADJUSTED 26+



2

1118 0750323

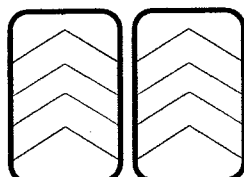


BEFORE 27 1/2

ADJUSTED 26+

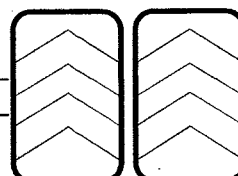
BEFORE -1

ADJUSTED 0



3

1118 0750327

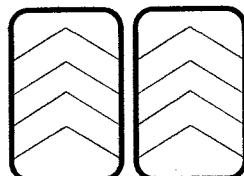


BEFORE +1

ADJUSTED 0

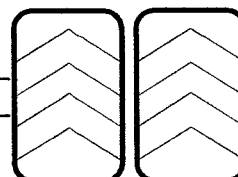
BEFORE +4 1/4

ADJUSTED -1/4



4

1118 0750346

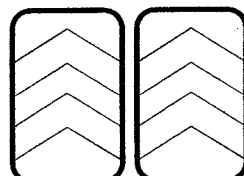


BEFORE -4 1/2

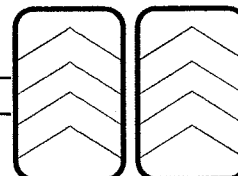
ADJUSTED -1/4

BEFORE

ADJUSTED



5



BEFORE

ADJUSTED