

Heavy vehicle specialist certificate

Must be presented to a CoF (heavy) inspecting organisation
 Heavy vehicle specialist inspector and inspecting organisation

Heavy vehicle specialist inspector's or manufacturing inspecting organisation's name (PRINT IN CAPS)	ID
RON PRATT	TRSP

Vehicle registration (optional)	VIN/chassis number
	7A9E20017J1023751

Make DOMETT	Component being certified:	<input type="checkbox"/> Chassis	<input type="checkbox"/> Load anchorage
Model (optional)	<input type="checkbox"/> Log bolsters	<input type="checkbox"/> Towing connection	<input checked="" type="checkbox"/> Brakes
Certification category HVEK	<input type="checkbox"/> SRT	<input type="checkbox"/> PSV stability	<input type="checkbox"/> PSV rollover
	<input type="checkbox"/> Swept path	<input type="checkbox"/> PBS	

Description of work

CERTIFY TO SCHEDULE 5 OF LTR 32015/4

RSS ON: TWIN TYRES / SUPER SINGLES SIZE = 265 70 R 19.5

Code/standard/rule certified to	Component load rating(s)
LTR 32015/4	33 Tonnes GVM
General drawing number(s)	(35 Tonnes (Group ratings))
N/A	

Supporting documents

BRAKE CODE CERTIFICATE JH180619

BRAKE CALCULATION # TP51615

Special conditions (optional)

WARNING LAMP MUST ILLUMINATE WHEN IGNITION IS SWITCHED ON & THEN EXTINGUISH IMMEDIATELY OR WHEN VEHICLE SPEED EXCEEDS 7 KPH

Certification expiry date (if applicable) or Hubodometer reading (whichever comes first)

N/A [UNLESS MODIFIED] [] [] [] [] [] [] [] [] [] []

Declaration

I the undersigned, declare that I am the heavy vehicle specialist inspector identified and I hold a current valid appointment. I certify that the above mentioned vehicle component's design, manufacture and installation, and this certification complies in all respects with the Land Transport Rule: Vehicle Standards Compliance 2002 and my appointment. To the best of my knowledge the information contained in the certificate is true and correct.

Designer's ID (if different from inspector below)

Inspector's signature

Inspector's name (PRINT IN CAPS) ID number

RON PRATT **TRASP**

Date Number

14-Jun-18 **645654**

CoF vehicle inspector ID	CoF vehicle inspector signature	Date

All fields are mandatory unless otherwise stated.



(Cnr Kerrs & Ash Road, Wiri. PO Box 98 971, Manukau City 2241, NZ)

Statement of Design Compliance

S.O.D.C. number: JH180619

For Heavy vehicle brake specification,
(Schedule 5) of HV Brake Rule 32015/4

Vehicle details:

Make:	DOMETT TRAILERS
Model:	E2001 PH
VIN#:	7A9E20017J1023751
Chassis#:	1751
GCM (kgs):	N/A
GVM (kgs):	33,000
Wheelbase (mm):	7800 - 8200
Axle test report #:	AT0185 (HENDRICKSON DISC – AANL ZMD)
Type:	5AFT DISC BRAKE

Component Details:

	Front	Rear
Lever length (mm):	69	69
Brake chamber size:	TSE:20HSCLD64	TSE:1416HTLD64 [14HSCLD64]
Tyre size:	265 70 R 19.5	265 70 R 19.5

Drawing number:	1751
(for component reference)	
Brake calculation#:	TP 51615
Brake system:	WABCO TEBS-E (Multi-volt) ECU FACING FORWARDS

I declare that I am a Heavy Vehicle Specialist Certifier – Engineer and I hold a current valid appointment. I certify that this vehicle component design and this certification comply in all respects with the Land Transport Rule:

***Vehicle Standards Compliance 2002;** my Deed of Appointment and applicable requirements. To the best of my knowledge the information contained in this certificate is true and correct.*

Date: 14 June 2018

Name: John Hirst (HVEK)
Certifier ID: JEH

I, Ron Pratt....., certify that the braking system has been assembled and programmed*) to the requirements of this Design Certificate.

Signed: R S PRATT **LT400#:**645654 **Dated:** 15/06/2018

*) Programmed according to WABCO's End of Line protocol requirements where applicable and that the air suspension parameter pressures suit the suspension design & air bellow size.

**HEAVY VEHICLE BRAKE RULE
32015/4 WORKSHEET
(PROCEDURE DOCUMENTATION SHEET-PDS)
&
CONFIRMATION OF COMPLIANCE**

CERTIFICATE NO. **JH180619**

CUSTOMER NAME **DOMETT TRAILERS LTD**

CUSTOMER ORDER NO. **5348** DATE RECEIVED **14-Jun-18**

VEHICLE TYPE **CURTAINSIDE**

VIN/ CHASSIS NO. **7A9E20017J1023751**

BRIEF SPECIFICATION AS CERTIFIED TO SCHEDULE 5

<u>BRAKE VALVES</u>	<u>MAKE</u>	<u>TYPE</u>
PRIMARY RELAY	WABCO	480 102 080 0
SECONDARY RELAY	WABCO	480 207 202 0
YARD RELEASE VALVE	WABCO	971 002 900 0
PARK BRAKE VALVE	WABCO	971 002 900 0
<u>SUSP. VALVES [WABCO]</u>	<u>FRONT</u>	<u>REAR</u>
CONTROL	441 044 101 0	463 090 500 0
DISTANCE SENSOR	464 008 011 0	441 050 100 0

OTHER VALVES:

MAKE: <u>WABCO</u>	TYPE: <u>461 513 002 0</u>	SETTING: <u>5.5 Bar</u>
MAKE: <u>WABCO</u>	TYPE: <u>472 195 052 0</u>	SETTING: <u>M.A. VALVE (12V)</u>
MAKE: <u>WABCO</u>	TYPE: <u>463 090 500 0</u>	SETTING: <u>eTASC</u>
MAKE: <u>WABCO</u>	TYPE: <u>446 192 110 0</u>	SETTING: <u>SMARTBOARD</u>

BRAKE CHAMBERS:**AXLE 1 & 2****AXLE 3 & 4****AXLE 5****MAKE**

TSE

TSE

TSE

SIZE

20HSCLD65

1416HTLD64

14HSCLD64

MAX STROKE (mm)

65

64

64

SLACK LENGTH (mm)

69

69

69

DRUM TYPE:

N/A

N/A

N/A

OR**BRAKE CALIPER:**

SBW1937

SBW1937

SBW1937

FRICION MATERIAL: OEM AFTERMARKET**LINING BRAND****AXLE 1 & 2****AXLE 3 & 4****AXLE 5**

WABCO 230

WABCO 230

WABCO 230

OTHERS:**TYRES:****FRONT****REAR**

265 70 R 19.5

265 70 R 19.5

BRAKE CALCULATION #:

TP51615

COMMENTS:

EBS, SPECIAL CONDITIONS APPLY. SEE INSTRUCTIONS ON LT400 #

645654

SALES ORDER #:

SO1136473

PROCESS TIME:

1 HOUR

TRAILERS EQUIPPED WITH PREV: THE PARK BRAKE PERFORMANCE MUST BE**MEASURED BY PULLING THE RED ACTUATION KNOB ON THE PREV VALVE WHEN****THE AXLES - EQUIPPED WITH SPRING BRAKES - ARE IN THE BRAKE ROLLERS. THE****PARK BRAKE IN THE CAB MUST NOT BE APPLIED.****NOTES:****CHAMBERS & PARK BRAKE PERFORMANCE:****BRAKE CALCULATION #:**

TP51615

PARK BRAKE (z) = 0.295 @ 98302 N FOR 35,200 Kgs GVM

FRONT FRICTION (μ) = 0.48

MANOEUVRE ASSIST FOR OFF-HIGHWAY USE.

CONFORMATION OF COMPLIANCE

I CONFIRM THAT THE VEHICLE IDENTIFIED IN PAGES 1 AND 2 OF THIS CONFORMATION OF COMPLIANCE COMPLIES WITH ALL RELEVANT REQUIREMENTS OF THE CURRENT NEW ZEALAND HEAVY VEHICLE BRAKE RULE 32015/4, SCHEDULE 5.

DATE: 14-Jun-18

SIGNED: (pp)



NAME & ID: J HIRST (JEH)

PHONE (BUS): 09 980 7300

FAX (BUS) 09 980 7306

POSTAL ADDRESS:

TRANSPORT SPECIALTIES LTD
PO BOX 98-971,
MANUKAU CITY,
MANUKAU 2241

POSITION: BRAKE CERTIFIER HVEK

I CONFIRM THE BRAKE SYSTEM OF THE VEHICLE IDENTIFIED IN PAGE 1 OF THIS STATEMENT OF COMPLIANCE AS MODIFIED BY MYSELF, CONTINUES TO COMPLY WITH ALL THE RELIVANT REQUIREMENTS OF THE CURRENT NEW ZEALAND HEAVY BRAKE RULE 32015/4 SCHEDULE 5.

DATE:

SIGNED:

NAME:

CERTIFIERS ID:

POSITION:

PHONE (BUS):

FAX (BUS):

COMMENTS:



NOTICE TO VEHICLE OPERATOR

THIS VEHICLE HAS A BRAKE SYSTEM WHICH HAS BEEN DESIGNED AND FITTED IN ACCORDANCE WITH THE LAND TRANSPORT HEAVY VEHICLE BRAKE RULE 32015/4.

IF THIS VEHICLE IS OPERATED IN CONJUNCTION WITH NON-CERTIFIED VEHICLES, THERE MAY BE OPERATIONAL FACTORS WHICH NEED TO BE TAKEN INTO CONSIDERATION.

PLEASE REFER TO THE CERTIFIER FOR FURTHER INFORMATION.

EXCERPT FROM LAND TRANSPORT RULE; HEAVY-VEHICLE BRAKES RULE 32015/4. SECTION 10,

10.1 RESPONSIBILITIES OF OPERATORS

A person who operates a vehicle must ensure that the vehicle complies with this rule.

10.2 RESPONSIBILITIES OF REPAIRERS

A person who repairs or adjusts a brake must ensure that the repair or adjustment:

- a) does not prevent the vehicle from complying with this rule;
- b) complies with Land Transport Rule: Vehicle Repair 1998.

10.3 RESPONSIBILITIES OF MODIFIERS

A person who modifies a vehicle so as to affect the braking performance of the vehicle must:

- a) ensure that the modification does not prevent the vehicle from complying with this Rule; and
- b) notify the operator that the vehicle must be inspected and, if necessary, certified by person or organisation appointed to carry out specialist inspection and certification of heavy vehicle brakes.

IF YOU ARE UNSURE ABOUT YOUR RESPONSIBILITIES, PLEASE CONTACT THE VEHICLE MANUFACTURER, OR MYSELF.

COMPLAINTS. Complaints and Warranty issues which relate to Brake Certification will be acknowledged within 7 working days and a resolution proposed within 25 working days. Resolution of complaints and Warranty issues is subject to Transpecs Warranty policy. Customers have the right to appeal to the New Zealand Transport Authority if dissatisfied with a Compliance issue. (Refer NZTA Deed Of Appointment Para 47.4) NZTA Helpdesk 0800 699 000

(p.p.).....
(J.Hirst (JEH) HVEK)

NOTICE TO VEHICLE OPERATOR

This trailer is equipped with an Electronic Brake System.


To comply with the New Zealand Heavy Vehicle Brake Rule 32015/4, it must be used only in conjunction with a truck/tractor equipped with a 5 or 7 pin ABS/EBS power supply socket.

Failure to connect to such supply invalidates Brake Rule compliance.

The trailer ABS/EBS warning light on the towing vehicle dashboard must illuminate when the ignition is switched on and extinguish when the vehicle is in motion.

If the light does not illuminate when ignition is switched on, the system must be checked. If the light remains illuminated when the vehicle is in motion, Brake Rule compliance is compromised. Repairs must be made as soon as possible.

If you are unsure of your responsibilities and/or obligations, please contact either the vehicle manufacturer or myself.

(p.p.) 
J E Hirst
(JEH HVEK)
(09 980 7300)

NOTICE TO VEHICLE OPERATOR

WABCO Park Release Emergency Valve
(PREV)

This trailer is equipped with a WABCO PREV
Part # 971 002 900 0

Application of the park brake via the cab control valve will actuate and apply all service brakes on the trailer. In the event of a leak in the service brake system the Spring Brakes will automatically override and hold the vehicle in compliance to Land Transport Rule: Heavy-vehicle Brakes Rule 32015/4.

When the vehicle is presented for COF the trailer park brake system is tested by pulling the red actuation knob on the PREV, situated mid way down the chassis rail. The cab control in the prime mover does not have to be applied for this test procedure.

If you are unsure of any aspect relating to this instruction please contact either the vehicle manufacturer or myself.

(p.p.) _____
J E Hirst
(JEH HVEK)
(09 980 7300)





South Auckland Mail Centre

P.O.Box 98-971

John Hirst (JEH)

DATE: 14-Jun-18

WABCO T- EBS E

CERT. NO: JH180619

TP51615

BRAKE SYSTEM:

BRAKE CALCULATION #:

VIN / CHASSIS:

7 A 9 E 2 0 0 1 7 J 1 0 2 3 7 5 1

Max stroke (mm)

BRAKE CHAMBERS Ax 1 & 2

Make

Model

65

BRAKE CHAMBERS Ax 3 & 4

TSE

20HSCLD65

64

BRAKE CHAMBERS Ax 5

TSE

1416HTLD64

64

SLACK LENGTH FRONT (mm):

69

TYRE SIZE FRONT:

265 70 R 19.5

SLACK LENGTH REAR (mm):

69

TYRE SIZE REAR:

265 70 R 19.5

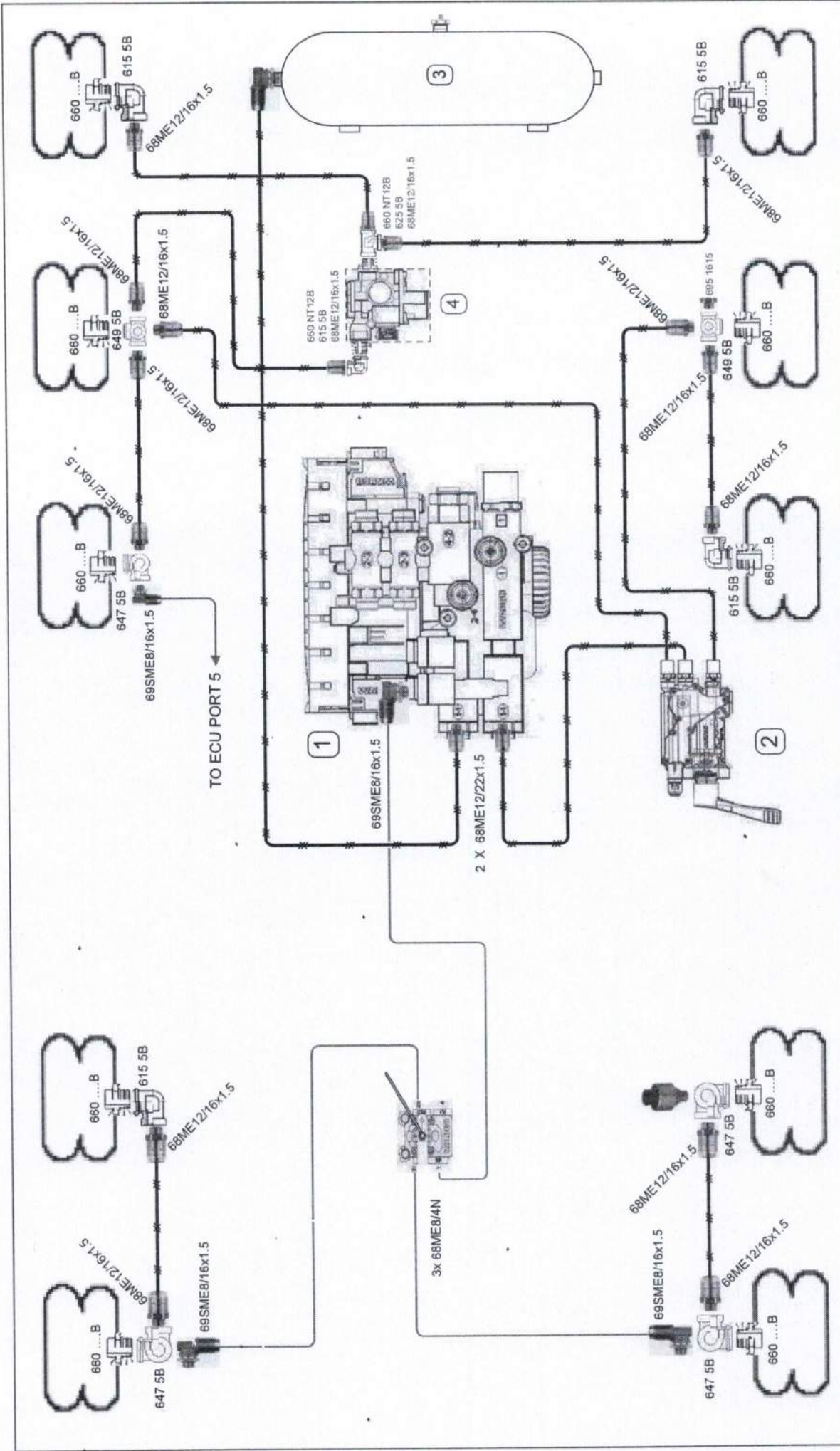
THIS VEHICLE COMPLIES WITH THE NZ
HEAVY VEHICLE BRAKE RULE 32015/4, SCHEDULE 5

LINING MATERIAL FRONT:

WABCO 230

LINING MATERIAL REAR:

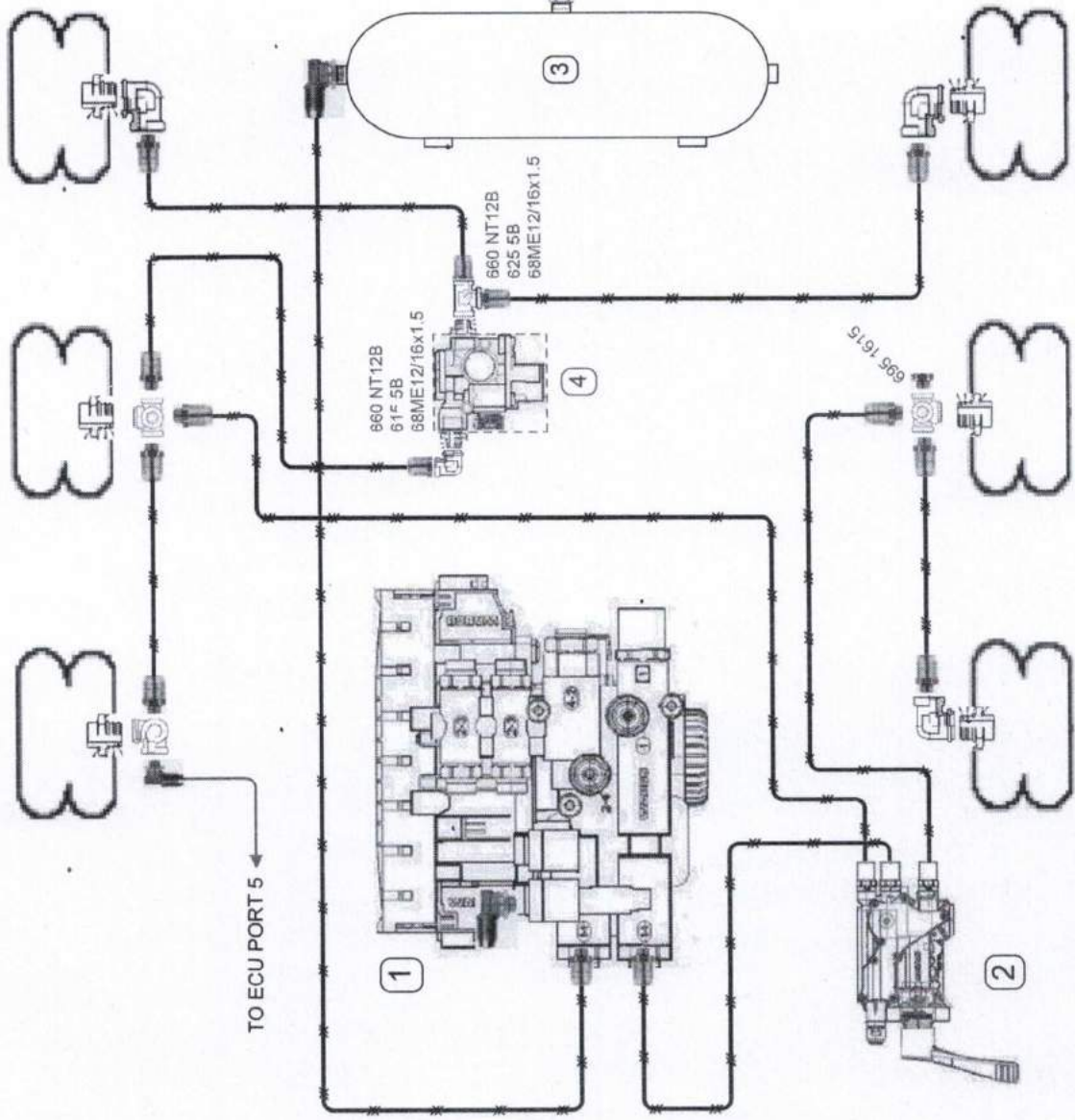
WABCO 230



ITEM	QTY.	PART NO.	DESCRIPTION	ITEM	QTY.	PART NO.	DESCRIPTION	PIPING LEGEND:
1	1	480 102 080 0	WABCO TEBE E (IN BRAKE KIT)					3/8" Rubber
2	1	463 090 500 0	e-TASC VALVE					3/8" Rubber
3	1		AIR TANK					12mm Nylon
4	1	472 195 032 0	TAG AXLE VALVE					15mm Nylon
								12mm Nylon
								8mm Nylon
								8mm Nylon
								8mm Nylon

WABCO Copyright Transspec 2019 All rights reserved		GOUGH Transspec	
ITEM	SYSTEM	ASSY/KIT NUMBER	DATE
		ECAS/MAOK	12.05.17
PAGE NO:	1/3	J HIRST	E & OE

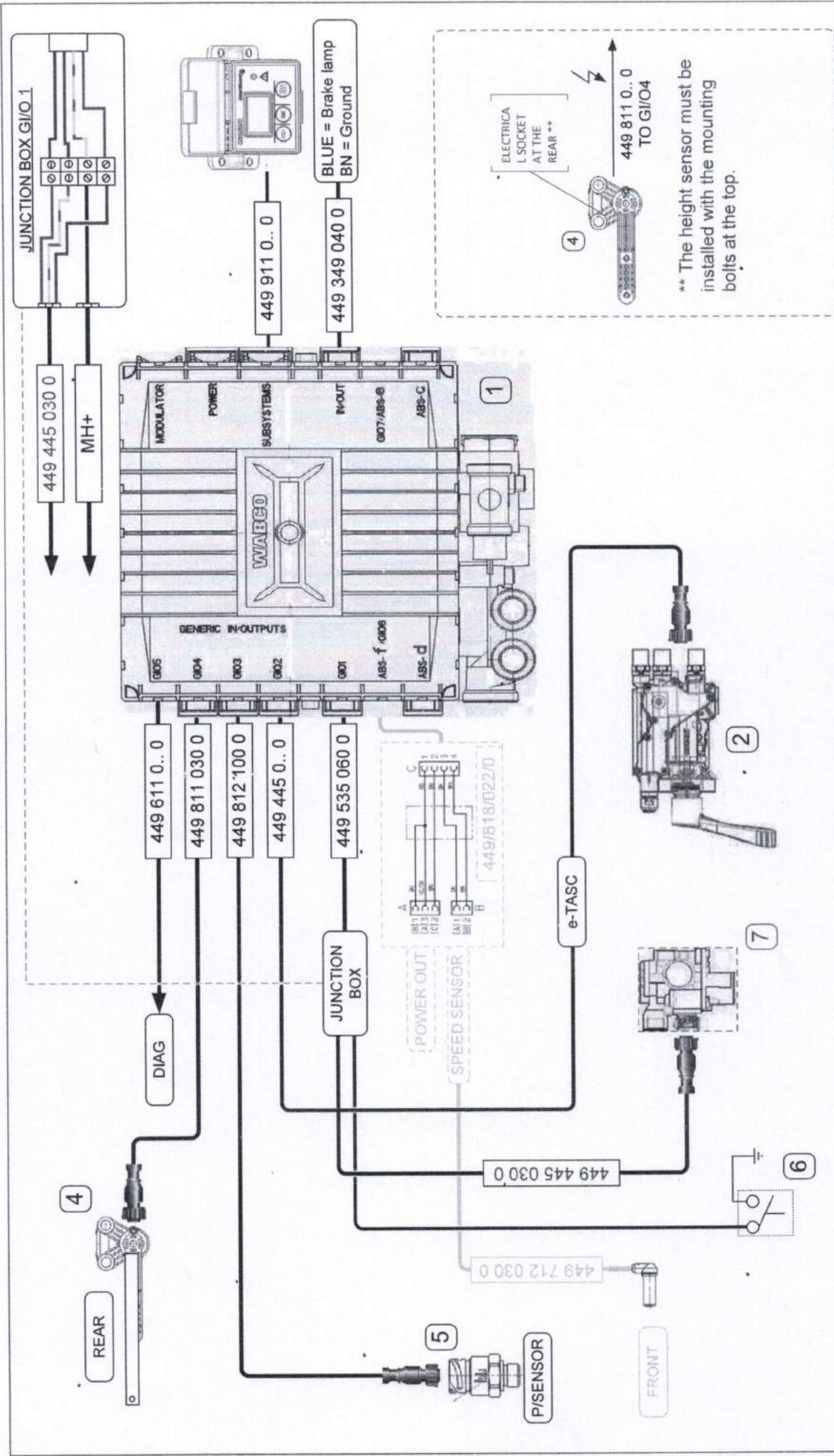
eTASC 1 Point control with
Manoeuvre Assist 'Add-on' kit



- ECAS/MAAOK**
- 1x 472 192 052 0
 - 1x 449 445 030 0
 - 2x 660 NT12B
 - 1x 615 5B
 - 1x 625 5B
 - 2x 68ME12/16x1.5
 - 1x 695 1615

ITEM	QTY.	PART NO.	DESCRIPTION	ITEM	QTY.	PART NO.	DESCRIPTION	PIPING LEGEND
1	1	480 102 080 0	WABCO TEBB E (IN BRAKE KIT)					3/8" Rubber
2	1	463 090 500 0	e-TASC VALVE					3/8" Rubber
3	1		AIR TANK					12mm Nylon
4	1	472 192 052 0	TAG AXLE VALVE					15mm Nylon
								12mm Nylon
								8mm Nylon
								8mm Nylon
								8mm Nylon

<p>COUGH Transpex</p> <p>WABCO Copyright Transpex 2010 All rights reserved</p>		<p>eTASC 1 Point control with Manoeuvre Assist 'Add-on' kit</p>		<p>DATE 12.05.17</p>
ITEM	SYSTEM	ASSY/PRINT NUMBER	ECAS/MAAOK	
PAGE NO:	23	J HIRST	E & OE	



THE INSTALLATION POSITION OF THE FITTINGS IN THE AIR BAG IS FOR DEMONSTRATION PURPOSES ONLY. THE TRAILER MANUFACTURER CAN ALTER THE POSITION TO SUIT TRAILER / SUSPENSION DESIGN.

ITEM	QTY.	PART NO.	DESCRIPTION
1	1	480 102 080 0	WABCO TEBE E (PREMIUM)
2	1	463 090 500 0	eTASC
4	1	463 050 100 0	ECAS HEIGHT SENSOR
5	1	441 044 101 0	AIR BAG PRESSURE SENSOR
6	1		MOMENTARY SWITCH
7	1	472 195 052 0	TAG AXLE VALVE

eTASC 1 Point control with Manoeuvre Assist 'Add-on' kit

ITEM	DRAWING NUMBER	ASSYKIT NUMBER	DATE
		ECAS/MAAOK	12.05.17
PAGE NO.	3/3	J HIRST	E & OE



WABCO START-UP LOG


System	Trailer EBS-E	WABCO part number	480 102 084 0
Production date	2017-12-11	Serial number	437005038600F
Serial number (modulator)	000000005242		
Fingerprint Customer EOL / Customer Development / Flash Program	W033869 / 2018-06-15 ; 00000000 / 0000-00-00 ; 00000000 / 0000-00-00		

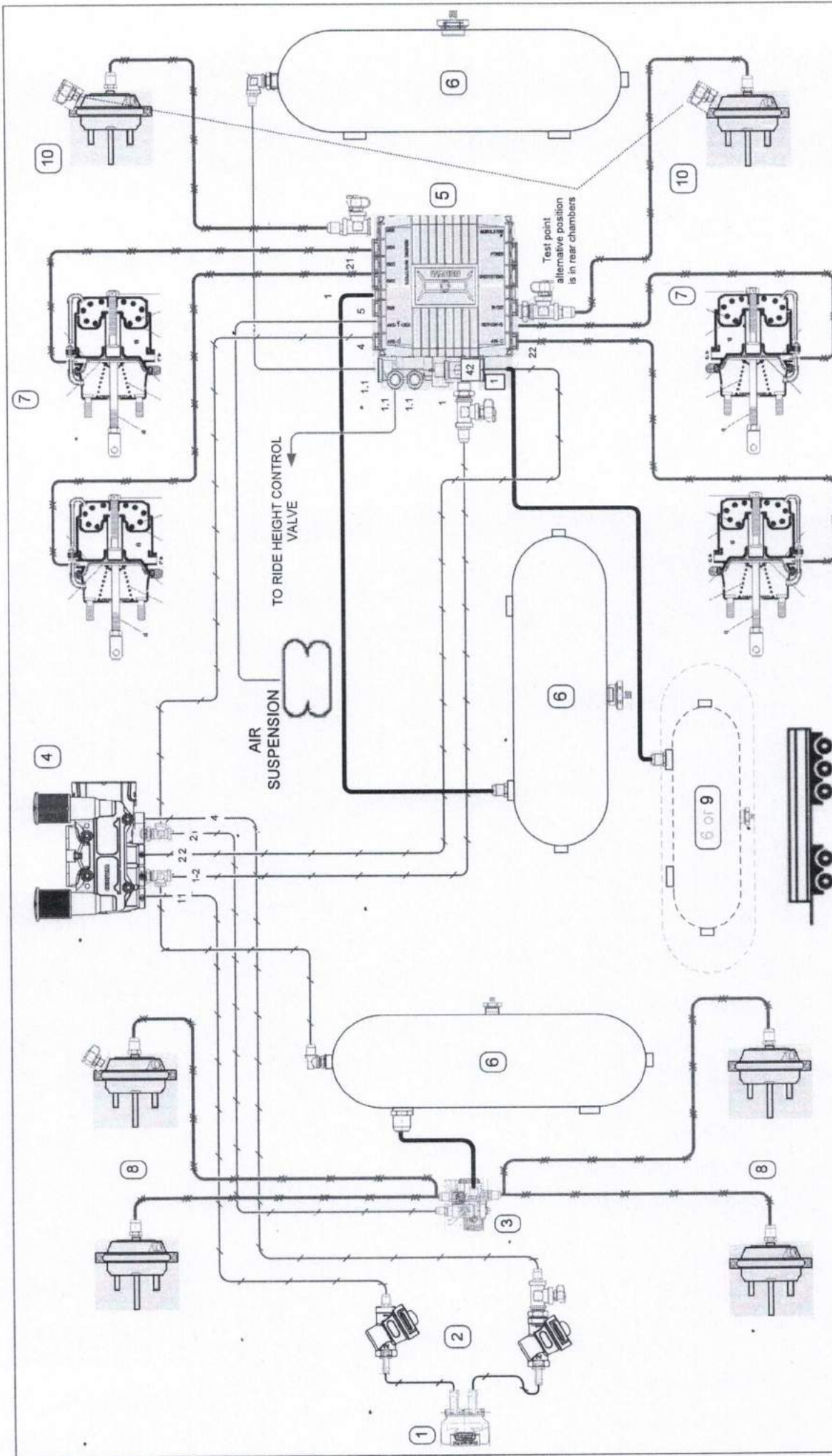
WABCO				TRAILER EBS-E				GGVS/ADR TUEH TB 2007 - 019.00 AT0185							
HERSTELLER MANUFACTURER CONSTRUCTEUR		DOMETT TRAILERS						GIO		Pin1		Pin3		Pin4	
TYP TYPE TYPE		5AFT CURTAINSIDE						1		TAV1		MH		TAV1	
VEHICLE IDENT. NUMBER CHASSIS NUMBER NUMERO DE CHASSIS		7A9E20017J1023751						2		eTASC		---		eTASC	
BREMSRECHNUNGS-NR. BRAKE CALCULATION NO. CALCUL DE FREINAGE NO.		TP51615A						3		ALS2		ALS2		---	
POLRADZÄHNEZAHL c-d e-f POLE WHEEL TEETH c-d e-f DENTS ROUE DENTÉES c-d e-f		100		100		ABS-System ABS-System Système ABS		4		---		---		LS1	
RSS RSS RSS		Einfachbereifung Single Tire Monte simple		Zwillingsbereifung Twin Tire Monte jumelle		X		Lenkbar Steering axle Essieu vitour		5		DIAG		DIAG	
Subsystems		SB		I/O		24N		6		24V-01		---		---	
ACHSE AXLE ESSIEU		1		2		3		4		5		6		7	
pm (bar)		6.5		pm (bar)		0.6		2.0		---		6.5		---	
1		1600		0.8		2.0		8000		5.1		0.4		1.4	
2		1600		0.8		2.0		8000		5.1		0.4		1.4	
3		1300		0.7		1.7		6400		4.0		0.3		1.6	
4		1300		0.7		1.7		6400		4.0		0.3		1.6	
5		1300		0.7		1.7		6400		4.0		0.3		1.6	
TYP TYPE		(mm)		(mm)		(mm)		(mm)		(mm)		(mm)		(mm)	
20		65		69		69		514		4228		514		4228	
14 / 16		64		69		69		495		2937		495		2937	
14		64		69		69		495		2937		495		2937	

TEBS-E

Diagnostic memory	OK	Warning lamp control	OK
Parameter setting	carried out	Stop light supply	Not tested
EBS pressure test	OK	Lifting axle test	Not tested
Redundancy test	OK	ECAS height sensor calibration	Not tested
ABS sensor assignment	OK	Height sensor axle load	Not tested
RTR test	Not tested	Leak test	Not tested
Immobilizer test	Not tested	Signal outputs	Not tested
Signal inputs	Not tested	Tag axle test	Not tested

Electronic Extension Module

Diagnostic memory	Not tested	Signal outputs	Not tested
TailGUARDlight	Not tested	TailGUARD	Not tested
Manufacturer	DOMETT TRAILERS	Vehicle ident. no	7A9E20017J1023751
Vehicle type	5AFT CURTAINSIDE	Odometer reading	0.0 km
next Service	0 km	Trip reading	0.0 km
Tester	Ron Pratt	Signature 	
Date	2018-06-15 10:49:53 AM		



ITEM		QTY.	PART NO.	DESCRIPTION	ITEM	QTY.	PART NO.	DESCRIPTION	PIPING LEGEND:
1	1	1	452 804 001 0	Wabco Duo-Matic coupling	9	1	14HSCLD64	24.5 Ltr Air Tank	3/8" Rubber
2	2	2	432 500 020 0	Wabco control line filler	10	2		TSE Service brake chamber	3/8" Rubber
3	1	1	480 207 202 0	Wabco EBS 3" modulator	11				1/2" Rubber
4	1	1	971 002 900 0	Wabco PREV	12				15mm Nylon
5	1	1	480 102 080 0	Wabco TEBS - E (premium)					12mm Nylon
6	3	3		46 Ltr Air tank					8mm Nylon
7	4	4	1416HTLD64	TSE Spring brake chamber					8mm Nylon
8	4	4	20HSCLD65	TSE Service brake chamber					8mm Nylon

DOMETT TRAILERS

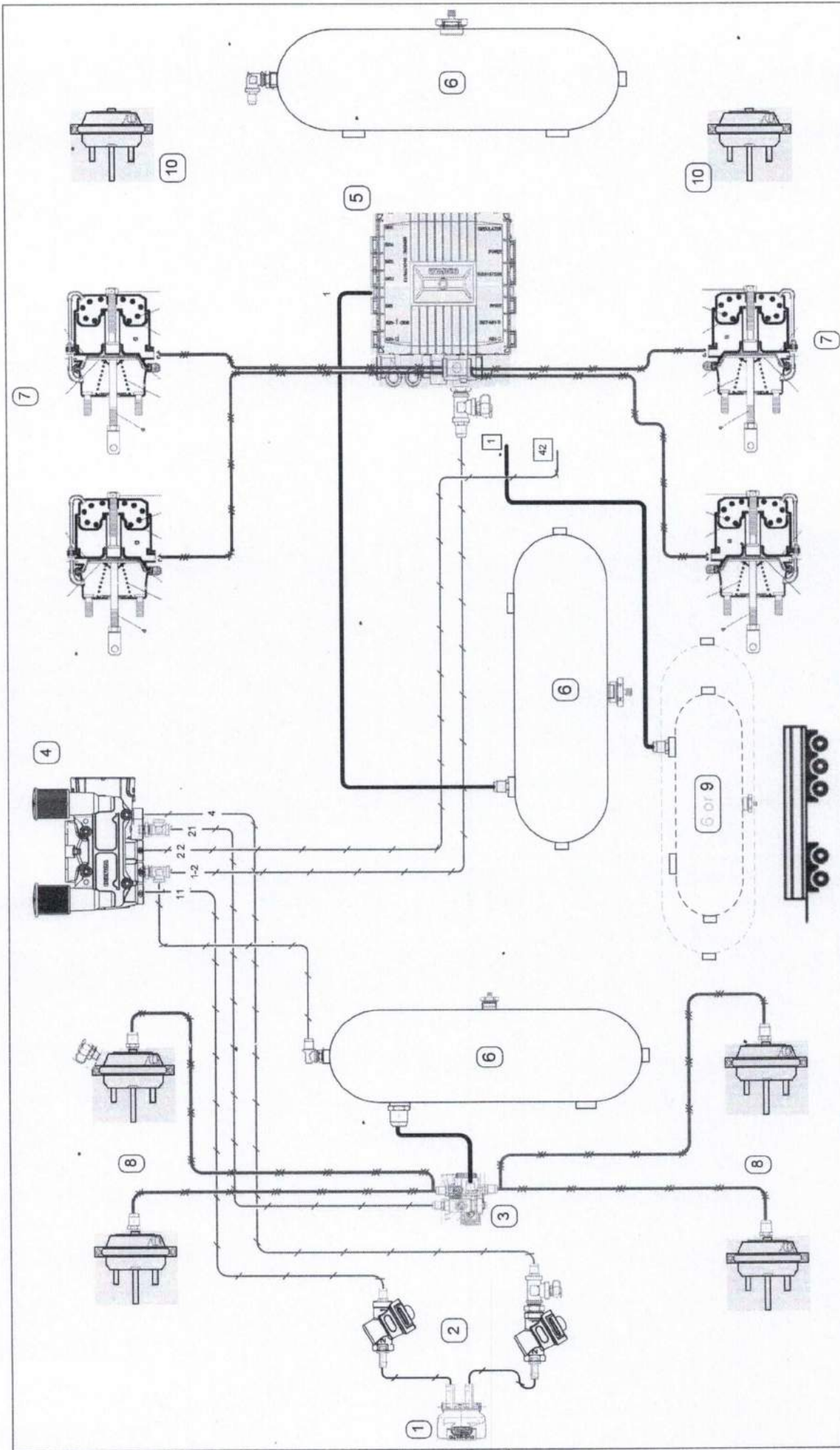
5 AXLE FULL TRAILER

GOUGH Transpecs

WABCO
Copyright Transpecs 2010
All rights reserved

SIZE: A4
SPEC REFERENCE: 1751
MODEL NUMBER: DOM5AXFULLD/EBS
SCALE: SERVICE LINES

REV: 1



ITEM		QTY.	PART NO.	DESCRIPTION	ITEM	QTY.	PART NO.	DESCRIPTION	PIPING LEGEND:	
1	1	1	452 804 001 0	Wabco Duo-Matic coupling	8	1	24.5 Ltr Air Tank	---	3/8" Rubber	---
2	2	2	432 500 020 0	Wabco control line filler	10	2	14HSCLD64	TSE Service brake chamber	---	3/8" Rubber
3	1	1	480 207 202 0	Wabco EBS 3" modulator	11				---	1/2" Rubber
4	1	1	971 002 900 0	Wabco PREY	12				---	15mm Nylon
5	1	1	480 102 080 0	Wabco TEBS - E (premium)					---	12mm Nylon
6	3	3	46 Ltr Air tank						---	8mm Nylon
7	4	4	1416HTLD64	TSE Spring brake chamber					---	8mm Nylon
8	4	4	20HSCLD65	TSE Service brake chamber					---	8mm Nylon

DOMETT TRAILERS

5 AXLE FULL TRAILER

GOUGH Transpec

WABCO
 Copyright Transpecs 2010
 All rights reserved

SIZE: A4
 SPEC REFERENCE: 1751
 MODEL NUMBER: DOM5AXFULL/D/EBS
 REV: 1
 SCALE: PARK LINES


WABCO

TRAILER EBS-E

GGVS/ADR TUEH TB 2007 - 019.0X
AT0185

HERSTELLER MANUFACTURER CONSTRUCTEUR		DOMETT TRAILERS	
TYP TYPE TYPE		5AFT CURTAINSIDE	
VEHICLE IDENT. NUMBER CHASSIS NUMBER NUMERO DE CHASSIS		7A9E20017J1023751	
BREMSEBERECHNUNGS-NR. BRAKE CALCULATION NO. CALCUL DE FREINAGE NO.		TP51615A	
POLRADZÄHNEZAHL c-d e-f POLE WHEEL TEETH c-d e-f DENTS ROUE DENTÉE c-d e-f	100	100	ABS-System ABS-System Système ABS 4S/3M
RSS RSS RSS	Einfachbereifung Single Tire Monte simple		Lenkachse Steering axle Essieu vireur
	Zwillingsbereifung Twin Tire Monte jumelle	X	Kippkritisches Fahrzeug Critical Trailer Véhicule critique
Subsystems		SB	I/O 24N

GIO	Pin1	Pin3	Pin4
1	TAV1	MH	TAV1
2	eTASC	---	eTASC
3	ALS2	ALS2	---
4	---	---	LS1
5	DIAG	DIAG	DIAG
6	24V-O1	---	---
7	---	---	---



ACHSE AXLE ESSIEU	pm (bar)		6.5		pm (bar)		0.6		2.0		---		6.5		pz	TYP TYPE	(mm)	(mm)	TR (daN)	
	H (kg)	(mm)	(mm)	(mm)	H (kg)	(mm)	(mm)	(mm)	(mm)	(mm)	(mm)	(mm)	(mm)	(mm)					(mm)	1.0
1	1600	0.8	2.0	8000	5.1	0.4	1.4	---	5.7	-	20	65	69	514	4228					
2	1600	0.8	2.0	8000	5.1	0.4	1.4	---	5.7	-	20	65	69	514	4228					
3	1300	0.7	1.7	6400	4.0	0.3	1.6	---	4.8	-	14 / 16	64	69	495	2937					
4	1300	0.7	1.7	6400	4.0	0.3	1.6	---	4.8	-	14 / 16	64	69	495	2937					
5	1300	0.7	1.7	6400	4.0	0.3	1.6	---	4.8	1	14	64	69	495	2937					

**PDS INFORMATION REQUIRED FOR FULL TRAILERS
TO COMPLY WITH THE NZ HVBR 32015/4**



CLIENT

BUILDER:	DOMETT TRAILERS LTD
ADDRESS:	70 WHAKAKAKE STREET, TAURANGA
END USER:	BOOTH'S TRANSPORT

VEHICLE DETAILS

VEHICLE TYPE:	CURTAINSIDE	CERT #	JH180619
YEAR:	2018	MODEL:	E2001 PH
MAKE:	DOMETT	CHASSIS #:	1751
VIN #:	7A9E20017J1023751		
GVM (t):	33	REGO:	N/A
BODY TYPE	1		
GROUP RATINGS (t)	FRONT	REAR	
	16	19	
WHEEL BASE (M):	7.83		
	DECK HEIGHT (M)	MAX HEIGHT (M)	
	1.09	4.3	
COG (M):	2.098		
	FRONT	REAR	TOTAL
TARE (t):	3.2	3.9	7.1
	FRONT	REAR	
TYRE SIZE:	265 70 R 19.5	265 70 R 19.5	
	FRONT	REAR	
AXLE SPACING (M):	1.31	2.51	
	MAKE	MODEL	TEST REPORT
AXLE:	HENDRICKSON	DISC	AT0185

BRAKE DETAILS

	AXLE 1 & 2	AXLE 3 & 4	AXLE 5
AXLE SERIAL NUMBERS:	1	N/A	
	2	N/A	
	3	N/A	
	4	N/A	
	5	N/A	

BRAKE DETAILS

CHAMBERS

	AXLE 1 & 2	AXLE 3 & 4	AXLE 5
BRAND:	TSE	TSE	TSE
SIZE/MODEL:	20HSCLD65	1416HTLD64	14HSCLD64
MAX STROKE (mm):	65	64	64
SPRINGBRAKE FORCE (Kn):	N/A	6.2	N/A
HOLDOFF PRESSURE (Bar):	N/A	4.5	N/A
SLACK LENGTH (mm):	69	69	69
BRAKE CALIPER:	SBW1937	SBW1937	SBW1937
LINING MATERIAL:	WABCO 230	WABCO 230	WABCO 230

BRAKE VALVES

	MAKE	PART#	CRACK / SETTING
SERVICE RELAY 1ST:	WABCO	480 102 080 0	N/A
SERVICE RELAY 2ND:	WABCO	480 207 202 0	N/A
RATIO VALVE:	N/A	N/A	N/A
YARD RELEASE:	WABCO	971 002 900 0	N/A
PARK BRAKE	WABCO	971 002 900 0	ANTI-COMPOUND YES

HEIGHT CONTROL:

Electronic Pneumatic

SMART BOARD:

446 192 110 0

LIFT AXLE:

472 195 052 0

ETASC:

463 090 500 0

SUSPENSION TYPE:

Reactive Non-Reactive

MAKE:

HENDRICKSON HENDRICKSON

MODEL:

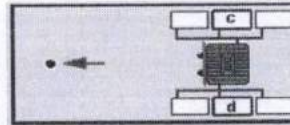
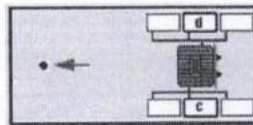
AANL ZMD AANL ZMD

BELLOW SIZE (mm):

Approx 300-350 Approx 300-350

ECU DIRECTION:

FRONT REAR



AIR TANKS

AIR TANKS STANDARD:

SAE J10 / EN 286-2

BRAKE CAPACITY (Ltr):

46 71

SUSP. CAPACITY (Ltr):

N/A 46

AUXILLARY/ PROTECTED:

YES (VIA P.E.M. 461/513/002/0)

AIR LINES & TEST POINTS**TEST POINTS**

FRONT CHAMBER:	YES	RATIO IN (Bar):	N/A
REAR CHAMBER:	YES (@ ECU)	RATIO OUT (Bar):	N/A
TANK:	YES (@ ECU)	CONTROL LINE:	YES
DUOMATIC COLOUR CODED:	YES		
CLEARED ON SEMI:	N/A		
SENSORS ON AXLES:	2 + 4		

ELECTRONIC HEIGHT SENSOR CALIBRATION

	TIMER TICKS: F / R	MILLIMETRE: F / R	
UPPER LEVEL:	N/A	N/A	
NORMAL LEVEL:	N/A	N/A	
LOWER LEVEL:	N/A	N/A	
	MODULATOR 2.1	MODULATOR 2.2	RELAY VALVE
RESPONSE TIME (m/s):			

DECLARATION

I UNDERSTAND AND DECLARE THAT I AM THE CERTIFIER IDENTIFIED BELOW AND HOLD A CURRENT VALID APPOINTMENT. I CERTIFY THAT AT THE TIME OF INSPECTION THE ABOVE MENTIONED VEHICLE COMPONENT DESIGN AND THIS CERTIFICATION COMPLIES IN ALL RESPECTS WITH THE LAND TRANSPORT RULE VEHICLE STANDARDS COMPLIANCE 2002 AND MY DEED OF APPOINTMENT. TO THE BEST OF MY KNOWLEDGE THE INFORMATION CONTAINED IN THIS CERTIFICATE IS TRUE AND CORRECT.

NEW ZEALAND HEAVY VEHICLE BRAKE RULE 32015 /4, SCHEDULE 5.

DATE: 14-Jun-18

SIGNED: _____


NAME & ID: J HIRST (JEH)

SODC SIGNED: _____

NAME & ID: R PRATT (TRSP)

PHONE (BUS): (09) 980 7300

FAX: (09) 980 7306

POSTAL ADDRESS:

P.O. Box 98-971, Manukau 2241

New Zealand

trailer (full, semi-, centre-axle) with air brake system acc. to UN/ECE-R.13.11

distribution: DOMETT TRAILERS
 7A9E20017J102375
 1 SODC: JH180619
 LT400: TRSP645654

please note!

This brake calculation is made under consideration of
 -the legal prescriptions mentioned above in the version valid at the time of making the program (V6.14.04.20).
 -the functional characteristics of our products as well as the data of the brake out of the test approvals of the axle manufacturers, and
 -the other vehicle data included in the brake calculation.
 Please check whether these data correspond to the actual vehicle data.
 Our conditions of delivery apply (particularly section 9.0).
 In any case we commend to do a braking harmonisation!
 WABCO Brake V6.14.04.20 db 20.04.2016

vehicle manufacturer: DOMETT TRAILERS
 trailer model : 5AFT CURTAINSIDE
 trailer type : 5-axle-full-trailer
 remarks : air / hydraulic / VA suspension
 WABCO TRAILER - EBS
 TRISTOP 3+4: T.14/24 [TSE1416HTLD64 ACTUALLY FITTED -
 SEE PAGE 7 FOR PERFORMANCE DATA]
 265/70 R 19,5

axle 1 + 2 + 3 + 4 + 5 : HENDRICKSON, SBW 1937, AT0185,

		<u>unladen</u>	<u>laden</u>
total mass	P in kg	7100	35200
axle 1	P1 in kg	1600	8000
axle 2	P2 in kg	1600	8000
axle 3	P3 in kg	1300	6400
axle 4	P4 in kg	1300	6400
axle 5	P5 in kg	1300	6400
wheel base	E in mm	7800 - 8200	
centre of gravity height	h in mm	1090	2098

		<u>axle 1</u>	<u>axle 2</u>	<u>axle 3</u>	<u>axle 4</u>	<u>axle 5</u>
no. of combined axles		1	1	1	1	1
no. of brake chambers per axle line	KDZ	2	2	2	2	2
The power output corresponds to		BZ 122.1	BZ 122.1	BZ 119.6	BZ 119.6	BZ 122.1
brake chamber manufacturer		Meritor	Meritor	Meritor	Meritor	Meritor
chamber size		20.	20.	T.14/24	T.14/24	14.
lever length	lBh in mm	69	69	69	69	69
brake factor	[-]	23.49	23.49	23.49	23.49	23.49
dyn. rolling radius	rdyn min in mm	421	421	421	421	421
dyn. rolling radius	rdyn max in mm	421	421	421	421	421
threshold torque	Co Nm	6.0	6.0	6.0	6.0	6.0

calculation:

chamber pressure(rdyn min)pH at z=22,5%bar	2.1	2.1	2.1	2.1	2.1	
chamber pressure(rdyn max)pH at z=22,5%bar	2.1	2.1	2.1	2.1	2.1	
chamber press.(servo)pcha at pm6,5bar bar	5.7	5.7	4.8	4.8	4.8	
piston force ThA at pm6,5bar N	6578	6578	4586	4586	4586	
brake force(rdyn min)T lad. at pm6,5bar N	50826	50826	35307	35307	35307	
brake force(rdyn max)T lad. at pm6,5bar N	50826	50826	35307	35307	35307	
brake force within 1 % rolling friction proportion	%	22.3	22.3	18.5	18.5	18.5

braking rate z laden 0.601 for rdyn min
 z = sum (TR)/PRmax 0.601 for rdyn max

Trailer may only be operated in combination with trucks/tractors with ISO 7638 supply (5 or 7 polar).

brake diagram :

maximum pressure: 8.5 bar

axle 1:

valve 1: 971 002 ... 0 WABCO
 EBS emergency valve

valve 2: 480 207 0.. 0 WABCO or 480 207 2.. 0
 EBS relay valve

brake cylinder: Meritor 20HSCLD65

axle 2:

valve 1: 971 002 ... 0 WABCO
 EBS emergency valve

valve 2: 480 207 0.. 0 WABCO or 480 207 2.. 0
 EBS relay valve

brake cylinder: Meritor 20HSCLD65

axle 3:

valve 1: 971 002 ... 0 WABCO
 EBS emergency valve

valve 2: 480 102 ... 0 WABCO
 EBS trailer modulator

brake cylinder: Meritor 1424HTLD64

axle 4:

valve 1: 971 002 ... 0 WABCO
EBS emergency valve

valve 2: 480 102 ... 0 WABCO
EBS trailer modulator

brake cylinder: Meritor 1424HTLD64

axle 5:

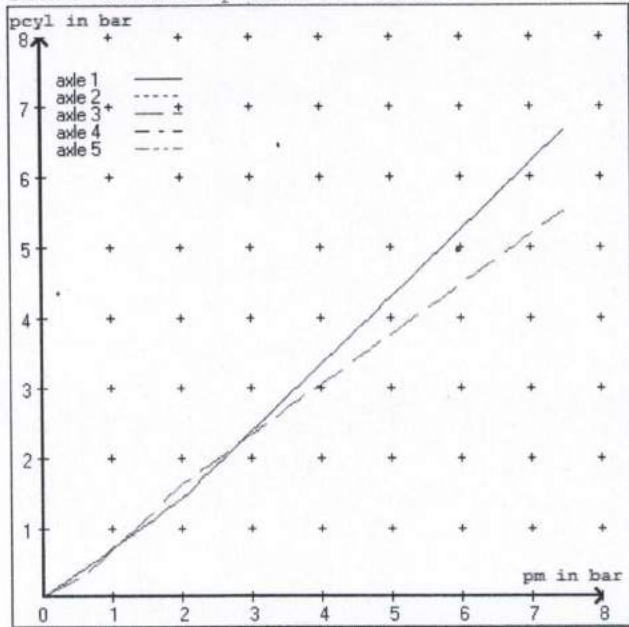
valve 1: 971 002 ... 0 WABCO
EBS emergency valve

valve 2: 480 102 ... 0 WABCO
EBS trailer modulator

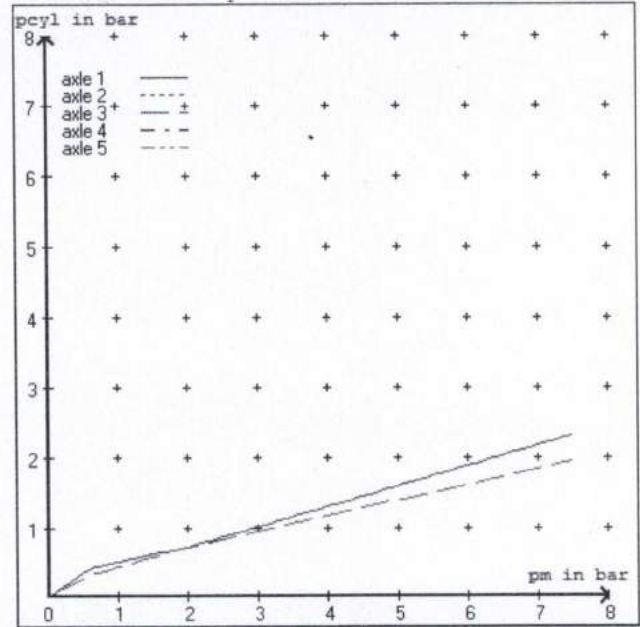
brake cylinder: Meritor 14HSCLD64

test type III	(zIII = 0.30)	for rdyn min :	axle1	axle2	axle3	axle4	axle5	
at pm	3.5 bar =>	pcha in bar :	2.8	2.8	2.7	2.7	2.7	2.7
test type III	(zIII = 0.06)	for rdyn min :	axle1	axle2	axle3	axle4	axle5	
at pm	1.1 bar =>	pcha in bar :	0.8	0.8	0.8	0.8	0.8	0.8

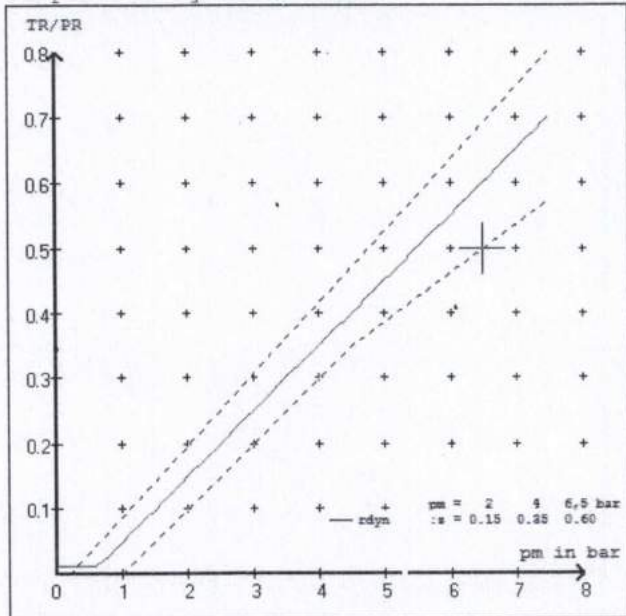
brake chamber pressure laden



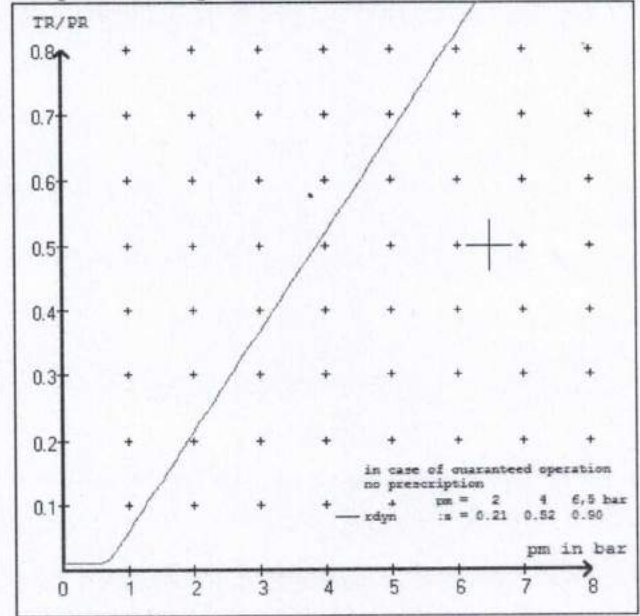
brake chamber pressure unladen



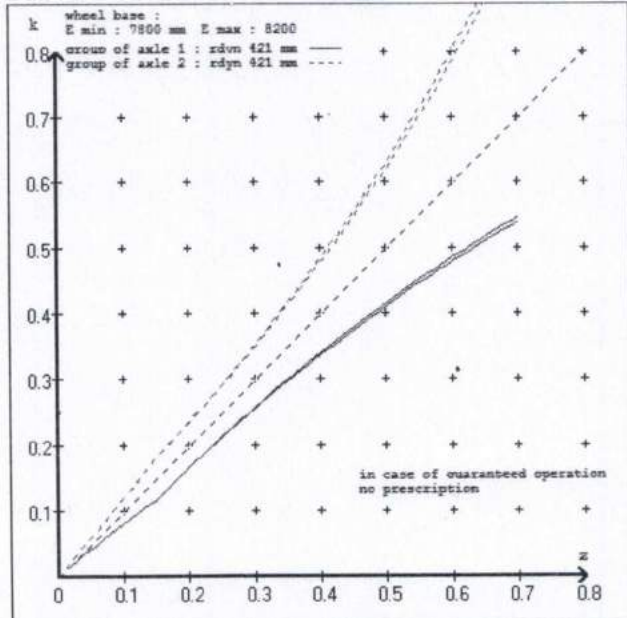
compatibility band laden



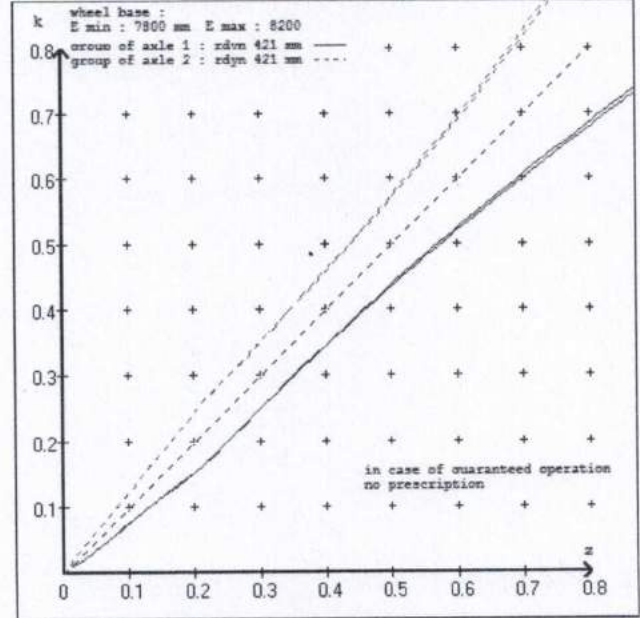
compatibility band unladen



curves of friction laden



curves of friction unladen



vehicle manufacturer: DOMETT TRAILERS
 trailer model : 5AFT CURTAINSIDE
 trailer type : 5-axle-full-trailer

brake chamber and lever length :

axle 1 : 2 x type/diameter 20. (Meritor) lever length 69 mm
 axle 2 : 2 x type/diameter 20. (Meritor) lever length 69 mm
 axle 3 : 2 x type/diameter T.14/24 (Meritor) lever length 69 mm
 axle 4 : 2 x type/diameter T.14/24 (Meritor) lever length 69 mm
 axle 5 : 2 x type/diameter 14. (Meritor) lever length 69 mm

brake diagram :

valve :
 971 002 ... 0 WABCO EBS emergency valve
 480 207 0.. 0 WABCO EBS relay valve or 480 207 2.. 0
 480 102 ... 0 WABCO EBS trailer modulator

EBS input data

=====

vehicle manufacturer: DOMETT TRAILERS
 trailer model : 5AFT CURTAINSIDE
 trailer type : 5-axle-full-trailer
 brake calculation no. : TP 51615A

tire circumference main axle : 2650 for rdyn max
 tire circumference auxiliary axle : 2650 for rdyn max

assignment pm / deceleration z: pm 0.6 bar z = 0.010
 (laden condition) 2.0 bar z = 0.150
 6.5 bar z = 0.600

control pressure pm			6,5	control pressure pm			0.6	2.0	6.5
axle	axle load unladen	bellow pr. unladen	brake pr. unladen	axle load laden	bellow pr. laden	brake pr. laden			
1	1600	to be	2.0	8000	to be	0.4	1.4	5.7	
2	1600	entered by the vehicle manufact.	2.0	8000	entered by the vehicle manufact.	0.4	1.4	5.7	
3	1300		1.7	6400		0.3	1.6	4.8	
4	1300		1.7	6400		0.3	1.6	4.8	
5	1300		1.7	6400		0.3	1.6	4.8	

The unladen values indicated in the above table are values for the basic parameter set. Higher unladen axle loads and liftaxles are automatically recognized and do not require separate adjustment. The above unladen axle loads must not be fallen below.

=====

axle 1	axle 2	axle 3	axle 4	axle 5
axle load pcyl	axle load pcyl	axle load pcyl	axle load pcyl	axle load pcyl
1600 2.0	1600 2.0	1300 1.7	1300 1.7	1300 1.7
2100 2.3	2100 2.3	1800 2.0	1800 2.0	1800 2.0
2600 2.6	2600 2.6	2300 2.3	2300 2.3	2300 2.3
3100 2.9	3100 2.9	2800 2.6	2800 2.6	2800 2.6
3600 3.2	3600 3.2	3300 2.9	3300 2.9	3300 2.9
4100 3.4	4100 3.4	3800 3.2	3800 3.2	3800 3.2
4600 3.7	4600 3.7	4300 3.5	4300 3.5	4300 3.5
5100 4.0	5100 4.0	4800 3.8	4800 3.8	4800 3.8
8000 5.7	8000 5.7	6400 4.8	6400 4.8	6400 4.8

data sheet to ECE vehicle type-approval certificate concerning braking equipment: according to ECE R13 annex 11

axle 1 : reference axle: HENDRICKSONSBW 1937	brake lining: WABCO 230
test report : AT0185	date : 02.03.2017
axle 2 : reference axle: HENDRICKSONSBW 1937	brake lining: WABCO 230
test report : AT0185	date : 02.03.2017
axle 3 : reference axle: HENDRICKSONSBW 1937	brake lining: WABCO 230
test report : AT0185	date : 02.03.2017
axle 4 : reference axle: HENDRICKSONSBW 1937	brake lining: WABCO 230
test report : AT0185	date : 02.03.2017
axle 5 : reference axle: HENDRICKSONSBW 1937	brake lining: WABCO 230
test report : AT0185	date : 02.03.2017

calc. verif. of residual (hot) braking force type III
(item 4.2.1 of appendix 2 to annex 11)

axle 1	(rdyn 421 mm)	T = 23.6 % Fe
axle 2	(rdyn 421 mm)	T = 23.6 % Fe
axle 3	(rdyn 421 mm)	T = 18.8 % Fe
axle 4	(rdyn 421 mm)	T = 18.8 % Fe
axle 5	(rdyn 421 mm)	T = 18.8 % Fe

calculated actuator stroke in mm
(item 4.3.1.1 of appendix 2 to annex 11)

axle 1	(sp = 58 mm)	s = 48 mm
axle 2	(sp = 58 mm)	s = 48 mm
axle 3	(sp = 56 mm)	s = 48 mm
axle 4	(sp = 56 mm)	s = 48 mm
axle 5	(sp = 56 mm)	s = 48 mm

average thrust output in N at $p_m = 6,5$ bar (however max. $p_{cha} = 7,0$ bar)

axle1	ThA = 6578 N
axle2	ThA = 6578 N
axle3	ThA = 4586 N
axle4	ThA = 4586 N
axle5	ThA = 4586 N

calc. residual (hot) braking force in N
(item 4.3.1.4 of appendix 2 to annex 11)

axle 1	(rdyn 421 mm)	T = 40650 N
axle 2	(rdyn 421 mm)	T = 40650 N
axle 3	(rdyn 421 mm)	T = 28257 N
axle 4	(rdyn 421 mm)	T = 28257 N
axle 5	(rdyn 421 mm)	T = 28257 N

braking rate of the vehicle (item 4.3.2 to appendix 2 to annex 11)	basic test	type III
	of subject trailer (E)	(calculated) residual (hot)braking
	0.60	0.48

required braking rate (items 1.5.3 and 1.7.2 to annex 11)	$\geq 0,4$ and $\geq 0,6 * E (0.36)$
--	---

axle 1	(rdyn 421 mm)	T = 40650 N
axle 2	(rdyn 421 mm)	T = 40650 N
axle 3	(rdyn 421 mm)	T = 28257 N
axle 4	(rdyn 421 mm)	T = 28257 N
axle 5	(rdyn 421 mm)	T = 28257 N

braking rate of the vehicle (item 4.3.2 to appendix 2 to annex 11)	basic test	type III
	of subject trailer (E)	(calculated) residual (hot)braking
	0.60	0.48

required braking rate (items 1.5.3 and 1.7.2 to annex 11)	$\geq 0,4$ and $\geq 0,6 * E (0.36)$
--	---

spring parking brake

	axle 3	axle 4
no of TRISTOP-actuators per axle line KDZ	2	2
TRISTOP-actuator type	T.14/16	T.14/16
lever length lBh in mm	69	69
stat. tyre radius rstat max in mm	401	401
at a stroke of s in mm	30	30
min. force of spring brake TFZ in N	6200	6200
sp.brake chamber no Meritor.....	4	4
release pressure pLs in bar	4.5	4.5

calculation:

ratio until road	4.0466	4.0466
$iFb = lBh * \eta * C * rBt / (rBn * rstat)$ for rstat in mm	401	401
brake force of spring br. Tf in N	49151	49151
$Tf = (TFZ * KDZ - 2 * Co / lBh) * iFb$		
braking rate zf laden	0.295	
$zf = \text{sum}(Tf) / P + 0,01$		

Test of the frictional connection required by the parking brake

minimum wheelbase/minimum supporting width min Ef necessary to fulfil the regulations

$$\min Ef = E * (1 - PR/P + zferf * h/E) / (1 - zferf / (fzul * nf/ng))$$

min Ef = 5922 mm for E = 7800 mm

min Ef = 6196 mm for E = 8200 mm

- min Ef = minimum distance between front axle(s) (trailer) or support (semitrailer) and the rear axle(s) (resultant of the bogie)
- E = wheel base
- fzul = 0.80 maximum permissible frictional connection required
- zferf = 0.18 maximum required braking ratio of the parking brake
- h = 2098 mm height of center of gravity - laden
- PR = 19200 kg maximum bogie mass - laden
- P = 35200 kg maximum total mass - laden
- nf = 2 no. of axle(s) with TRISTOP spring brake actuators
- ng = 3 no. of bogie axle(s)

axle manufacturer	axle 1 + 2 + 3 + 4 + 5	
type of brake	HENDRICKSON	
type of axle	SBW 1937	
	SBW 1937	
	AT0185	
test report of characteristic value		
adm. stat. axle load	Pstat in kg	9000
tested axle load	Pe in kg	10200
max. adm. tyre radius	Rezul in mm	999
adm. cam. torque (6,5 bar)	Czul in Nm	640
lining area per brake	AB in cm ²	292
no. of brake cylinder	-	2
brakefactor (SB) Bf	-	23.49
brakefactor (PB) Bf	-	23.49
threshold torque (Co,dec)	Mo in Nm	6
date		
brake lining	02.03.2017	
cam torque	WABCO 230	
brake force	Ce in Nm	638
stroke	TeIII in daN	4649
tested tyre radius	seIII in mm	48
tested lever length	Re in mm	520
threshold torque (Co,e)	le in mm	69
	in Nm	5

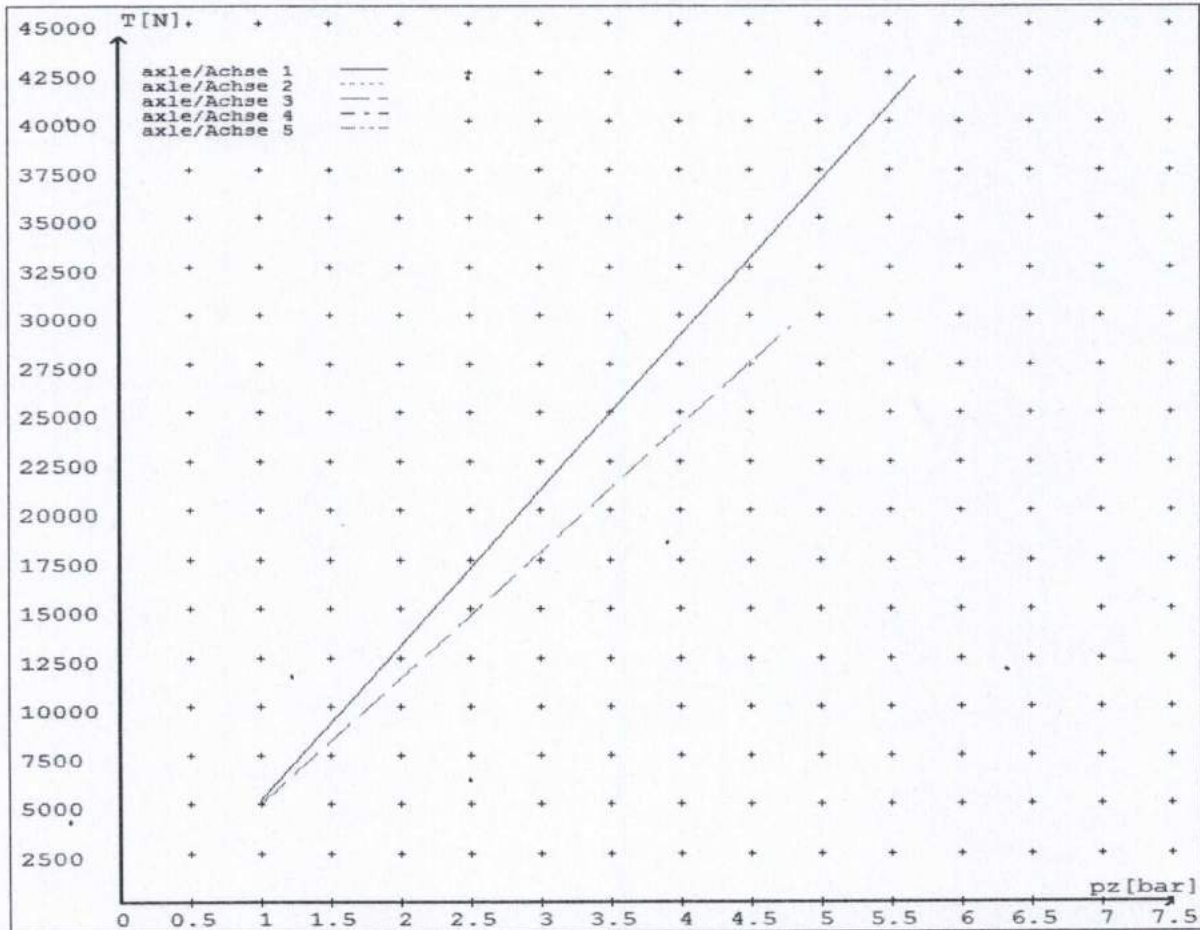
reference values

reference values for z = 50% for max rdyn: 421 mm

	pz [bar]	T [N]	T [N]
axle 1	1.0	5150	
	5.7	42285	
axle 2	1.0	5150	
	5.7	42285	
axle 3	1.0		4955
	4.8		29374
axle 4	1.0		4955
	4.8		29374
axle 5	1.0		4955
	4.8		29374

VIN - no.:

	Axle(s) / Achse(n)				
brake cylinder type (service / parking) Bremszylinder Typ (Betrieb / Fest)	20./	20./	T.14/24	T.14/24	14./
Maximum stroke smax = ...mm maximaler Hub smax =mm	65	65	64	64	64
Lever length =mm Hebellänge =mm	69.08	69.08	69.08	69.08	69.08



reference values for $z = 0.5$

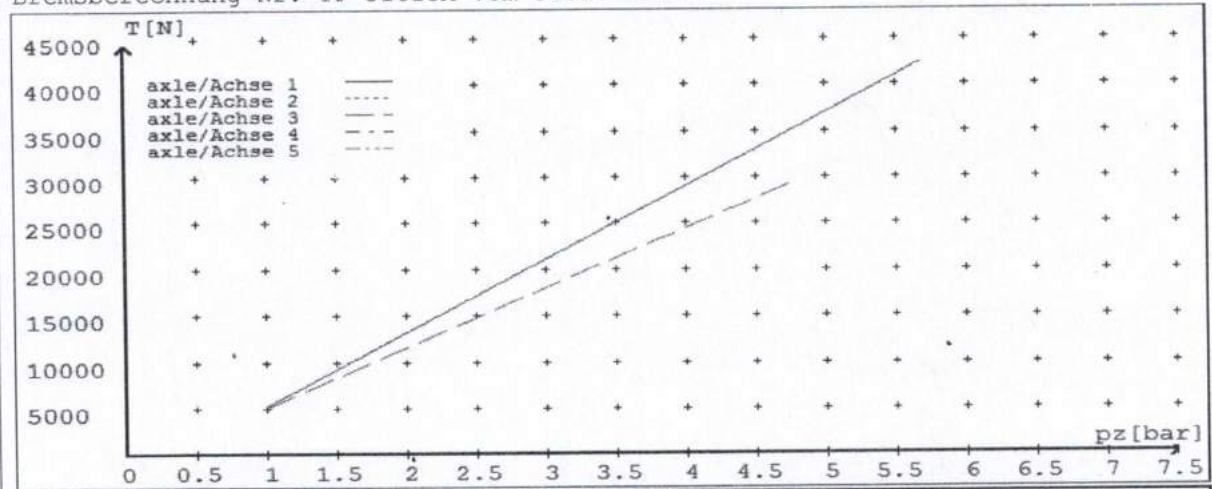
Angabe der Referenzwerte für $z = 0.5$

for max r_{dyn}: 421 mm

für max r_{dyn}: 421 mm

brake calculation no: TP 51615A date 04.07.2017

Bremsberechnung Nr: TP 51615A vom 04.07.2017



	Axle(s) / Achse(n)				
brake cylinder type (service / parking) Bremszylinder Typ (Betrieb / Fest)	20./	20./	T.14/24	T.14/24	14./
Maximum stroke s _{max} = ...mm maximaler Hub s _{max} = ...mm	65	65	64	64	64
Lever length = ...mm Hebellänge = ...mm	69.08	69.08	69.08	69.08	69.08