



WHEEL ALIGNMENT SHEET

CUSTOMER: _____

JOB #: S467

VIN #: 7A9D1001551023746

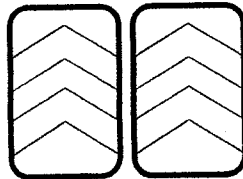
DATE: _____

NAME: Bussard, Alstau

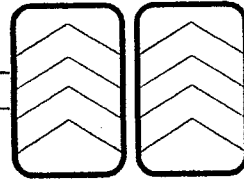
SIGN: RF

#6

BEFORE	$28 \frac{1}{4}$
--------	------------------



1
11180460221

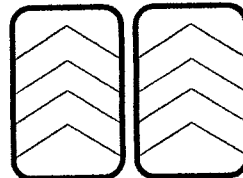


27+	BEFO
-----	------

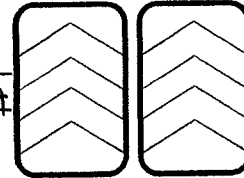
ADJUSTED	$27 \frac{3}{4}$
----------	------------------

$27 \frac{3}{4}$	ADJUST
------------------	--------

BEFORE	$30 \frac{1}{4}$
--------	------------------



2
11180460224

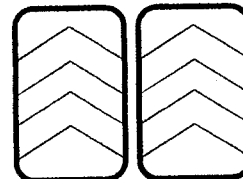


25	BEFO
----	------

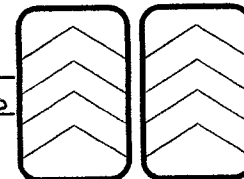
ADJUSTED	$27 \frac{3}{4}$
----------	------------------

$27 \frac{3}{4}$	ADJUST
------------------	--------

BEFORE	-3^+
--------	--------



3
11180460226

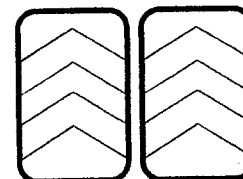


$+3 \frac{1}{4}$	BEFO
------------------	------

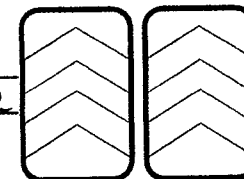
ADJUSTED	0
----------	---

0+	ADJUST
----	--------

BEFORE	$-\frac{1}{2}$
--------	----------------



4
11180460222

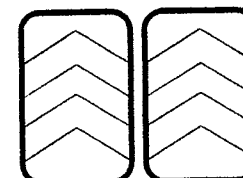


$+\frac{1}{2}$	BEFO
----------------	------

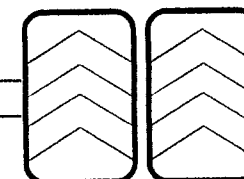
ADJUSTED	0+
----------	----

0+	ADJUST
----	--------

BEFORE	
--------	--



5



	BEFO
--	------

ADJUSTED	
----------	--

	ADJUST
--	--------