



WHEEL ALIGNMENT SHEET

CUSTOMER: FON TERRA NEW ZEALAND

JOB #: 5311

VIN #: 7A9D10019J1023720

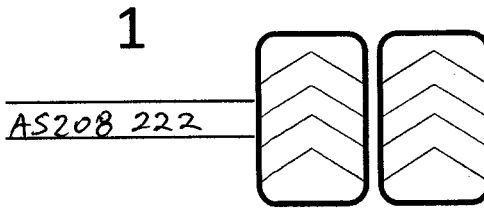
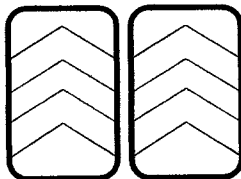
DATE: 29/5/2018

NAME: Dean & ALSTIN

SIGN: D.M. Bradley

BEFORE 24 -

ADJUSTED 26 3/4

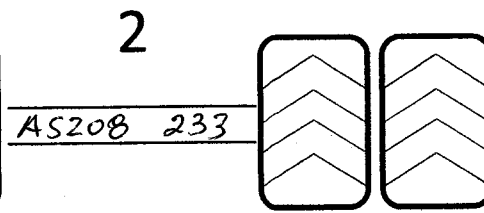
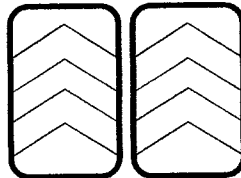


29 1/2 BEFO

26 3/4 ADJUST

BEFORE 26 1/2

ADJUSTED 27

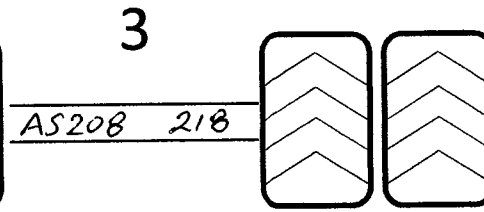
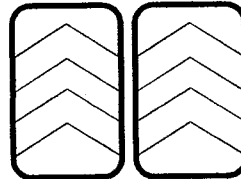


27 1/2 BEFO

27 ADJUST

BEFORE 0

ADJUSTED 0

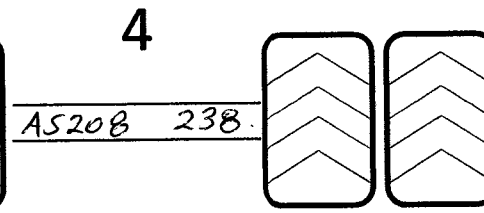
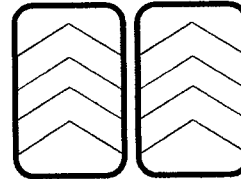


0 BEFO

0 ADJUST

BEFORE -4

ADJUSTED + 1/4

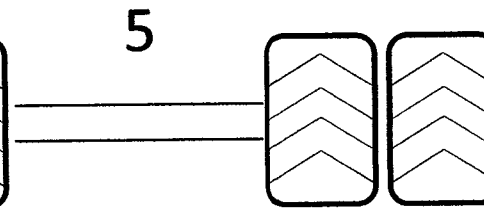
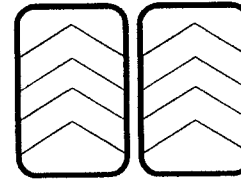


+ 4 1/2 BEFO

+ 1/4 ADJUST

BEFORE

ADJUSTED



BEFO

ADJUST