

# Heavy vehicle specialist certificate

Must be presented to a CoF (heavy) inspecting organisation  
Heavy vehicle specialist inspector and inspecting organisation

Heavy vehicle specialist inspector's or manufacturing inspecting organisation's name (PRINT IN CAPS)

**CHRIS CLARKE**

ID

**CJC**

Vehicle registration (optional)

VIN/chassis number

**7A9D10011J1023713**

Make

**DOMETT**

Component being certified:

Chassis

Load anchorage

Model (optional)

Log bolsters

Towing connection

Brakes

Certification category

**HVEK**

SRT

PSV stability

PSV rollover

Swept path

PBS

Description of work

**CERTIFY TO HEAVY VEHICLE BRAKE RULE 32015/4.  
NEW ZEALAND HEAVY VEHICLE BRAKE SPECIFICATION.**

Code/standard/rule certified to

**SCHEDULE 5**

Component load rating(s)

**GVM 26,000 Kgs**

General drawing number(s)

**N/A**

**BRAKES 30,000 Kgs**

Supporting documents

**BRAKE CODE CERTIFICATE LC180401  
SODC LC180401**

Special conditions (optional)

**WARNING LAMP MUST ILLUMINATE WHEN IGNITION IS SWITCHED ON & THEN  
EXTINGUISH IMMEDIATELY OR WHEN VEHICLE SPEED EXCEEDS 7 KPH**

Certification expiry date (if applicable)

**UNTIL MODIFIED or CHANGE OF USE**

or Hubodometer reading (whichever comes first)

## Declaration

I the undersigned, declare that I am the heavy vehicle specialist inspector identified and I hold a current valid appointment. I certify that the above mentioned vehicle component's design, manufacture and installation, and this certification complies in all respects with the Land Transport Rule: Vehicle Standards Compliance 2002 and my appointment. To the best of my knowledge the information contained in the certificate is true and correct.

Designer's ID (if different from inspector below)

Inspector's signature

Inspector's name (PRINT IN CAPS)

ID number

Date

Number

**5-Apr-18**

**627404**

CoF vehicle inspector ID

CoF vehicle inspector signature

Date

All fields are mandatory unless otherwise stated.



# WABCO START-UP LOG

System	Trailer EBS-E	WABCO part number	480 102 064 0
Production date	2017-07-28	Serial number	436035719500D
Serial number (modulator)	000000150151		
Fingerprint Customer EOL / Customer Development / Flash Program	W502664 / 2018-04-05 ; 00000000 / 0000-00-00 ; 00000000 / 0000-00-00		

<b>WABCO</b>		<b>TRAILER EBS-E</b>		GGVS/ADR TUEH TB 2007 - 019.00 TDB 870											
HERSTELLER MANUFACTURER CONSTRUCTEUR	DOMETT		GIO	Pin1	Pin3	Pin4									
TYP TYPE TYPE	4A TANKER, D1001		1	24V-O1	---	---									
VEHICLE IDENT. NUMBER CHASSIS NUMBER NUMERO DE CHASSIS	7A9D10011J1023713		2	---	---	---									
BREMSBERECHNUNGS-NR. BRAKE CALCULATION NO. CALCUL DE FREINAGE NO.	TP2018ASAF		3	ALS2	ALS2	---									
POLRADZÄHNEZAHN c-d   e-f POLE WHEEL TEETH c-d   e-f DENTS ROUE DENTÉE c-d   e-f	90	90	4	---	---	---									
RSS RSS RSS	Einfachbereifung Single Tire Monte simple	Lenkachse Steering axle Essieu vieur	5	DIAG	DIAG	DIAG									
	Zwillingsbereifung Twin Tire Monte jumelée	X	6	---	---	---									
		Kippritisches Fahrzeug Critical Trailer Vehicule critique	7	---	---	---									
Subsystems	SB	I/O	24N												
ACHSE AXLE ESSIEU	pm (bar)	6.5	pm (bar)	0.8	2.0	---	6.5	TYP TYPE	(mm)	(mm)	(bar)	1.0	Pz		
1	1300	0.4	1.4	7500	4.7	0.4	1.3	---	5.5	-	20	65	76	534	4241
2	1300	0.4	1.4	7500	4.7	0.4	1.3	---	5.5	-	20	65	76	534	4241
3	1100	0.3	1.1	7500	4.7	0.4	1.5	---	4.6	-	16 / 16	63	76	496	3115
4	1100	0.3	1.1	7500	4.7	0.4	1.5	---	4.6	-	16 / 16	63	76	496	3115
5	0	---	---	0	---	---	---	---	---	-	---	---	---	---	---

### TEBS-E

Diagnostic memory	OK	Warning lamp control	OK
Parameter setting	carried out	Stop light supply	OK
EBS pressure test	OK	Lifting axle test	Not tested
Redundancy test	OK	ECAS height sensor calibration	Not tested
ABS sensor assignment	OK	Height sensor axle load	Not tested
RTR test	Not tested	Leak test	Not tested
Immobilizer test	Not tested	Signal outputs	Not tested
Signal inputs	Not tested	Tag axle test	Not tested

### Electronic Extension Module

Diagnostic memory	Not tested	Signal outputs	Not tested
TailGUARDlight	Not tested	TailGUARD	Not tested

Manufacturer	DOMETT	Vehicle ident. no	7A9D10011J1023713
Vehicle type	4A TANKER, D1001	Odometer reading	0.0 km
next Service	0 km	Trip reading	0.0 km
Tester	Chris Clarke	Signature	
Date	2018-04-05 1:33:16 p.m.		

please note!

This brake calculation is made under consideration of  
-the legal precriptions mentioned above in the version valid  
at the time of making the program (V6.14.04.20).  
-the functional characteristics of our products  
as well as the data of the brake out of the test  
approvals of the axle manufacturers, and  
-the other vehicle data included in the brake calculation.  
Please check whether these data correspond to the actual vehicle data.  
Our conditions of delivery apply (particularly section 9.0).  
In any case we commend to do a braking harmonisation!  
WABCOBrake V6.14.04.20 db 20.04.2016

distribution: DOMETT  
2018 SAF 4A WPC

vehicle manufacturer: DOMETT  
trailer model : 4A TANKER, D1001  
trailer type : 4-axle-full-trailer  
remarks : air / hydraulic / VA suspension  
WABCO TRAILER - EBS  
TRISTOP 3+4: 16/16  
265/70 R 19,5

axle 1 + 2 + 3 + 4 : SAF, SBS 1918, TDB 0870 ext01 ECE,

		unladen	laden
total mass	P in kg	4800	30000
axle 1	P1 in kg	1300	7500
axle 2	P2 in kg	1300	7500
axle 3	P3 in kg	1100	7500
axle 4	P4 in kg	1100	7500
wheel base	E in mm	5070 - 5070	
centre of gravity height	h in mm	900	1541

	axle 1	axle 2	axle 3	axle 4
no. of combined axles	1	1	1	1
no. of brake chambers per axle line	2	2	2	2
The power output corresponds to brake chamber manufacturer	BZ 122.1 Meritor	BZ 122.1 Meritor	KO 196.3 WABCO	KO 196.3 WABCO
chamber size	20.	20.	16/16	16/16
lever length	1Bh in mm 76	76	76	76
brake factor	[-] 22.37	22.37	22.37	22.37
dyn. rolling radius	rdyn min in mm 421	421	421	421
dyn. rolling radius	rdyn max in mm 421	421	421	421
threshold torque	Co Nm 6.0	6.0	6.0	6.0

calculation:

chamber pressure(rdyn min)pH at z=22,5%bar	2.1	2.1	2.0	2.0
chamber pressure(rdyn max)pH at z=22,5%bar	2.1	2.1	2.0	2.0
chamber press.(servo)pcha at pm6,5bar bar	5.5	5.5	4.6	4.6
piston force	ThA at pm6,5bar N 6332	6332	4577	4577
brake force(rdyn min)T lad. at pm6,5bar N	51239	51239	37066	37066
brake force(rdyn max)T lad. at pm6,5bar N	51239.	51239	37066	37066
brake force within 1 % rolling friction proportion	% 26.7	26.7	23.3	23.3

braking rate z laden 0.600 for rdyn min  
z = sum (TR)/PRmax 0.600 for rdyn max

Trailer may only be operated in combination with trucks/tractors with  
ISO 7638 supply (5 or 7 polar).

brake diagram :

maximum pressure: 8.5 bar

axle 1:

valve 1: 480 207 0.. 0 WABCO or 480 207 2.. 0  
EBS relay valve

brake cylinder: Meritor 20HSCLD65

axle 2:

valve 1: 480 207 0.. 0 WABCO or 480 207 2.. 0  
EBS relay valve

brake cylinder: Meritor 20HSCLD65

axle 3:

valve 1: 480 102 ... 0 WABCO  
EBS trailer modulator

brake cylinder: WABCO 925 464 4.. 0

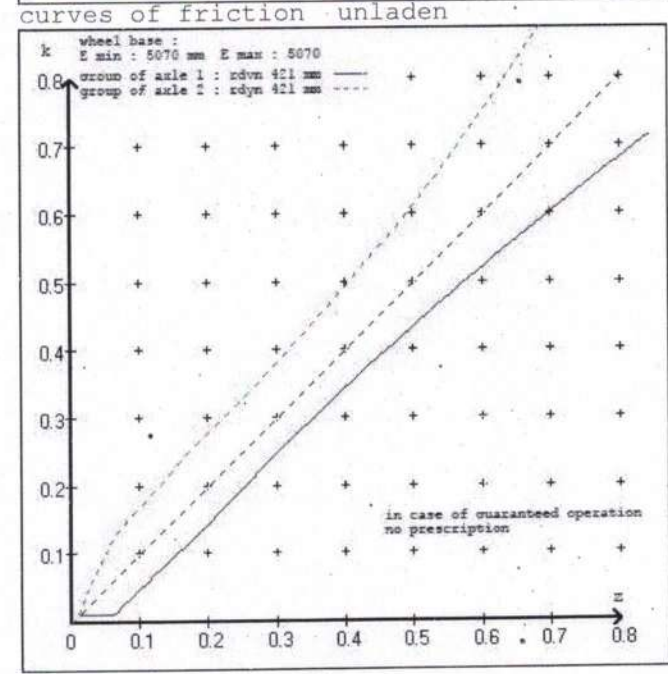
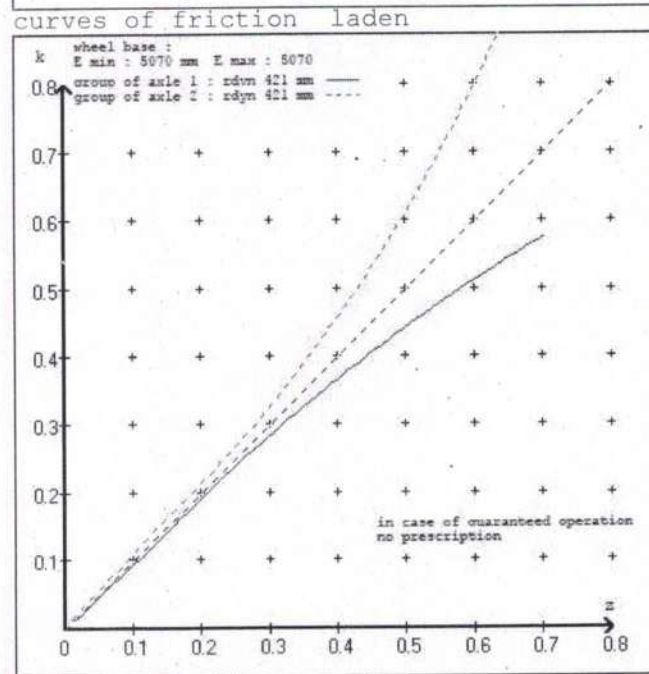
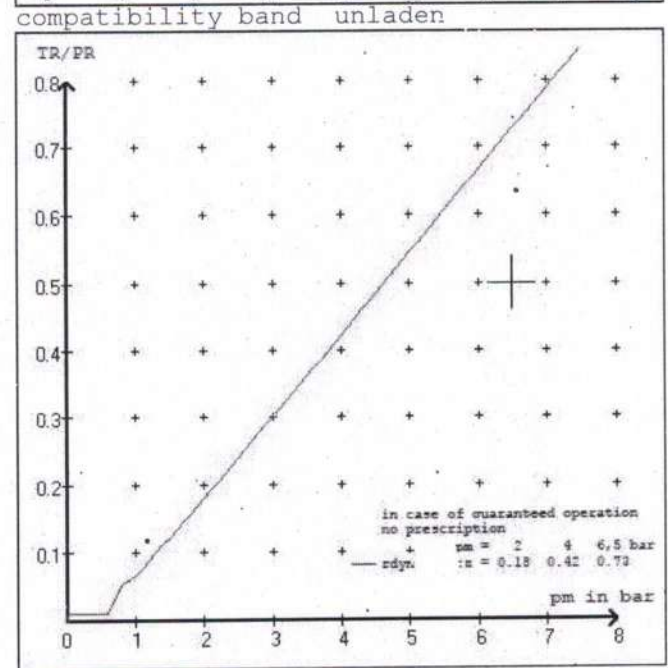
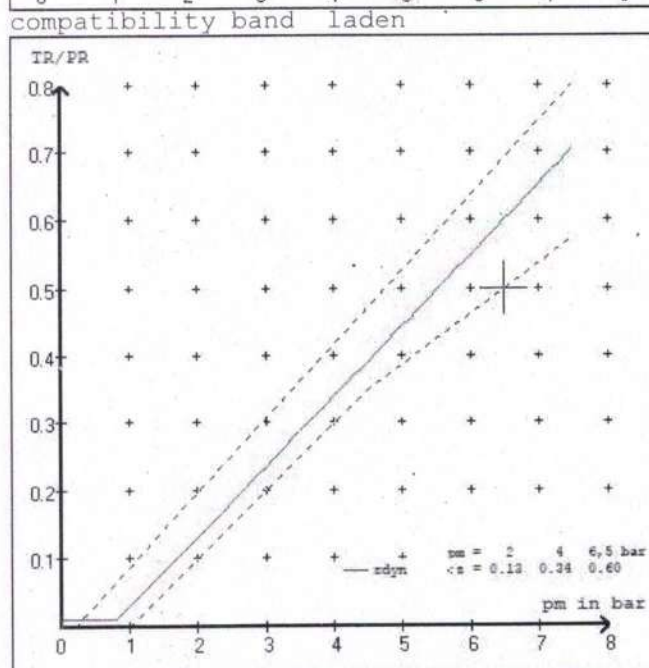
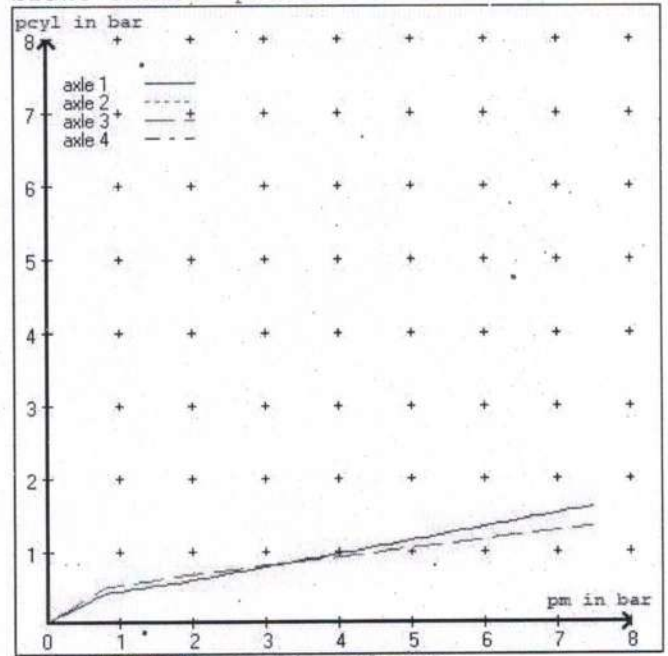
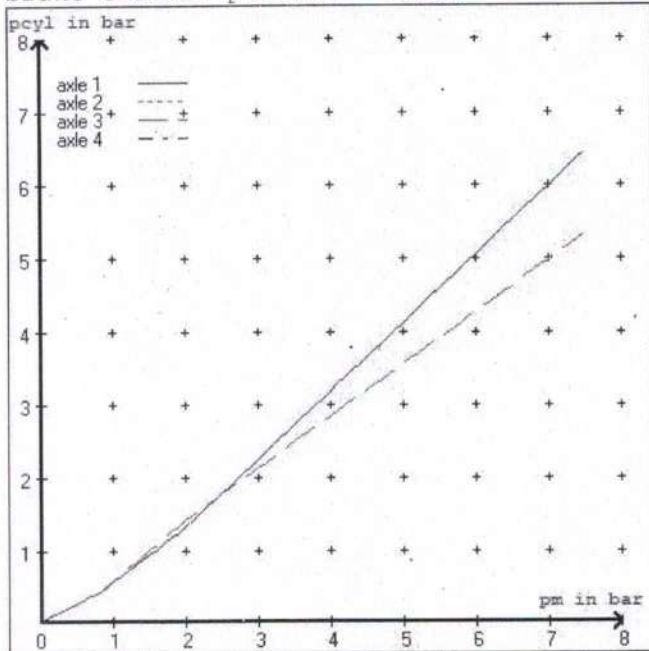


axle 4:

valve 1: 480 102 ... 0 WABCO  
EBS trailer modulator

brake cylinder: WABCO 925 464 4.. 0

test type III (zIII = 0.30)	for rdyn min :	axle1	axle2	axle3	axle4	
at pm 3.6 bar =>	pcha in bar :	2.8	2.8	2.6	2.6	
test type III (zIII = 0.06)	for rdyn min :	axle1	axle2	axle3	axle4	
at pm 1.3 bar =>	pcha in bar :	0.8	0.8	0.3	0.8	



vehicle manufacturer: DOMETT  
 trailer model : 4A TANKER, D1001  
 trailer type : 4-axle-full-trailer

brake chamber and lever length :

axle 1 : 2 x type/diameter 20. (Meritor) lever length 76 mm  
 axle 2 : 2 x type/diameter 20. (Meritor) lever length 76 mm  
 axle 3 : 2 x type/diameter 16/16 (WABCO) lever length 76 mm  
 axle 4 : 2 x type/diameter 16/16 (WABCO) lever length 76 mm

brake diagram :

valve :  
 480 207 0.. 0 WABCO EBS relay valve or 480 207 2.. 0  
 480 102 ... 0 WABCO EBS trailer modulator

EBS input data

vehicle manufacturer: DOMETT  
 trailer model : 4A TANKER, D1001  
 trailer type : 4-axle-full-trailer  
 brake calculation no. : TP 2018A

tire circumference main axle : 2650 for rdyn max  
 tire circumference auxiliary axle : 2650 for rdyn max

assignment pm / deceleration z: pm 0.8 bar z = 0.010  
 (laden condition) 2.0 bar z = 0.134  
 6.5 bar z = 0.600

control pressure pm			6,5	control pressure pm			0.8	2.0	6.5
axle	axle load unladen	bellow pr. unladen	brake pr. unladen	axle load laden	bellow pr. laden	brake pr. laden			
1	1300	to be	1.4	7500	to be	0.4	1.3	5.5	
2	1300	entered by the vehicle manufact.	1.4	7500	entered by the vehicle manufact.	0.4	1.3	5.5	
3	1100		1.2	7500		0.5	1.4	4.6	
4	1100		1.2	7500		0.5	1.4	4.6	
5	0		0,0	0		0,0	0,0	0,0	

The unladen values indicated in the above table are values for the basic parameter set. Higher unladen axle loads and liftaxles are automatically recognized and do not require separate adjustment. The above unladen axle loads must not be fallen below.

axle 1		axle 2		axle 3		axle 4	
axle load	pcyl	axle load	pcyl	axle load	pcyl	axle load	pcyl
1300	1.4	1300	1.4	1100	1.2	1100	1.2
1800	1.7	1800	1.7	1600	1.5	1600	1.5
2300	2.1	2300	2.1	2100	1.7	2100	1.7
2800	2.4	2800	2.4	2600	2.0	2600	2.0
3300	2.7	3300	2.7	3100	2.3	3100	2.3
3800	3.1	3800	3.1	3600	2.5	3600	2.5
4300	3.4	4300	3.4	4100	2.8	4100	2.8
4800	3.7	4800	3.7	4600	3.1	4600	3.1
7500	5.5	7500	5.5	7500	4.6	7500	4.6



data sheet to ECE vehicle type-approval certificate concerning braking equipment: according to ECE R13 annex 11

axle 1 : reference axle: SAF	SBS 1937	brake lining: SAF 437
test report :	TDB 0870 ext01 ECE	date : 20131111 11.11.2013
axle 2 : reference axle: SAF	SBS 1937	brake lining: SAF 437
test report :	TDB 0870 ext01 ECE	date : 20131111 11.11.2013
axle 3 : reference axle: SAF	SBS 1937	brake lining: SAF 437
test report :	TDB 0870 ext01 ECE	date : 20131111 11.11.2013
axle 4 : reference axle: SAF	SBS 1937	brake lining: SAF 437
test report :	TDB 0870 ext01 ECE	date : 20131111 11.11.2013

calc. verific. of residual (hot) braking force type III  
(item 4.2.1 of appendix 2 to annex 11)

axle 1	(rdyn 421 mm)	T = 24.6 % Fe
axle 2	(rdyn 421 mm)	T = 24.6 % Fe
axle 3	(rdyn 421 mm)	T = 19.5 % Fe
axle 4	(rdyn 421 mm)	T = 19.5 % Fe

calculated actuator stroke in mm  
(item 4.3.1.1 of appendix 2 to annex 11)

axle 1	(sp = 58 mm)	s = 47 mm
axle 2	(sp = 58 mm)	s = 47 mm
axle 3	(sp = 48 mm)	s = 47 mm
axle 4	(sp = 48 mm)	s = 47 mm

average thrust output in N. at pm = 6,5 bar (however max. pcha = 7,0 bar).

axle1	ThA = 6332 N
axle2	ThA = 6332 N
axle3	ThA = 4577 N
axle4	ThA = 4577 N

calc. residual (hot) braking force in N  
(item 4.3.1.4 of appendix 2 to annex 11)

axle 1	(rdyn 421 mm)	T = 38993 N
axle 2	(rdyn 421 mm)	T = 38993 N
axle 3	(rdyn 421 mm)	T = 28215 N
axle 4	(rdyn 421 mm)	T = 28215 N

	basic test	type III
	of subject	(calculated)
	trailer (E)	residual
braking rate of the vehicle		(hot)braking
(item 4.3.2 to appendix 2 to annex 11)	0.60	0.46

required braking rate	>= 0,4 and
(items 1.5.3 and 1.7.2 to annex 11)	>= 0,6*E (0.36)

axle 1	(rdyn 421 mm)	T = 38993 N
axle 2	(rdyn 421 mm)	T = 38993 N
axle 3	(rdyn 421 mm)	T = 28215 N
axle 4	(rdyn 421 mm)	T = 28215 N

	basic test	type III
	of subject	(calculated)
	trailer (E)	residual
braking rate of the vehicle		(hot)braking
(item 4.3.2 to appendix 2 to annex 11)	0.60	0.46

required braking rate	>= 0,4 and
(items 1.5.3 and 1.7.2 to annex 11)	>= 0,6*E (0.36)



data sheet to ECE vehicle type-approval certificate concerning braking equipment: according to ECE R13 annex 11

axle 1 : reference axle: SAF	SBS 1937	brake lining: SAF 607
test report :	TDB 0870 ext01 ECE	date : 2014520 19.05.2014
axle 2 : reference axle: SAF	SBS 1937	brake lining: SAF 607
test report :	TDB 0870 ext01 ECE	date : 2014520 19.05.2014
axle 3 : reference axle: SAF	SBS 1937	brake lining: SAF 607
test report :	TDB 0870 ext01 ECE	date : 2014520 19.05.2014
axle 4 : reference axle: SAF	SBS 1937	brake lining: SAF 607
test report :	TDB 0870 ext01 ECE	date : 2014520 19.05.2014

calc. verific. of residual (hot) braking force type III  
(item 4.2.1 of appendix 2 to annex 11)

axle 1	(rdyn 421 mm)	T = 24.6 % Fe
axle 2	(rdyn 421 mm)	T = 24.6 % Fe
axle 3	(rdyn 421 mm)	T = 19.5 % Fe
axle 4	(rdyn 421 mm)	T = 19.5 % Fe

calculated actuator stroke in mm  
(item 4.3.1.1 of appendix 2 to annex 11)

axle 1	(sp = 58 mm)	s = 46 mm
axle 2	(sp = 58 mm)	s = 46 mm
axle 3	(sp = 48 mm)	s = 46 mm
axle 4	(sp = 48 mm)	s = 46 mm

average thrust output in N at pm = 6,5 bar (however max. pcha = 7,0 bar)

axle1	ThA = 6332 N
axle2	ThA = 6332 N
axle3	ThA = 4577 N
axle4	ThA = 4577 N

calc. residual (hot) braking force in N  
(item 4.3.1.4 of appendix 2 to annex 11)

axle 1	(rdyn 421 mm)	T = 40838 N
axle 2	(rdyn 421 mm)	T = 40838 N
axle 3	(rdyn 421 mm)	T = 29540 N
axle 4	(rdyn 421 mm)	T = 29540 N

basic test	type III
of subject	(calculated)
trailer (E)	residual
	(hot)braking
	0.48

braking rate of the vehicle  
(item 4.3.2 to appendix 2 to annex 11)

0.60

required braking rate  
(items 1.5.3 and 1.7.2 to annex 11)

>= 0,4 and  
>= 0,6\*E (0.36)

axle 1	(rdyn 421 mm)	T = 40838 N
axle 2	(rdyn 421 mm)	T = 40838 N
axle 3	(rdyn 421 mm)	T = 29540 N
axle 4	(rdyn 421 mm)	T = 29540 N

basic test	type III
of subject	(calculated)
trailer (E)	residual
	(hot)braking
	0.48

braking rate of the vehicle  
(item 4.3.2 to appendix 2 to annex 11)

0.60

required braking rate  
(items 1.5.3 and 1.7.2 to annex 11)

>= 0,4 and  
>= 0,6\*E (0.36)

data sheet to ECE vehicle type-approval certificate concerning braking equipment: according to ECE R13 annex 11

axle 1 : reference axle: SAF	SBS 1937	brake lining: SAF 437
test report :	TDB 0870 ext01 ECE	date : 20131111 11.11.2013
axle 2 : reference axle: SAF	SBS 1937	brake lining: SAF 437
test report :	TDB 0870 ext01 ECE	date : 20131111 11.11.2013
axle 3 : reference axle: SAF	SBS 1937	brake lining: SAF.437
test report :	TDB 0870 ext01 ECE	date : 20131111 11.11.2013
axle 4 : reference axle: SAF	SBS 1937	brake lining: SAF 437
test report :	TDB 0870 ext01 ECE	date : 20131111 11.11.2013

calc. verif. of residual (hot) braking force type III  
(item 4.2.1 of appendix 2 to annex 11)

axle 1	(rdyn 421 mm)	T = 24.6 % Fe
axle 2	(rdyn 421 mm)	T = 24.6 % Fe
axle 3	(rdyn 421 mm)	T = 19.5 % Fe
axle 4	(rdyn 421 mm)	T = 19.5 % Fe

calculated actuator stroke in mm  
(item 4.3.1.1 of appendix 2 to annex 11)

axle 1	(sp = 58 mm)	s = 47 mm
axle 2	(sp = 58 mm)	s = 47 mm
axle 3	(sp = 48 mm)	s = 47 mm
axle 4	(sp = 48 mm)	s = 47 mm

average thrust output in N at pm = 6,5 bar (however max. pcha = 7,0 bar)

axle1	ThA = 6332 N
axle2	ThA = 6332 N
axle3	ThA = 4577 N
axle4	ThA = 4577 N

calc. residual (hot) braking force in N  
(item 4.3.1.4 of appendix 2 to annex 11)

axle 1	(rdyn 421 mm)	T = 38993 N
axle 2	(rdyn 421 mm)	T = 38993 N
axle 3	(rdyn 421 mm)	T = 28215 N
axle 4	(rdyn 421 mm)	T = 28215 N

braking rate of the vehicle (item 4.3.2 to appendix 2 to annex 11)	basic test	type III
	of subject	(calculated)
0.60	trailer (E)	residual
		(hot)braking
		0.46

required braking rate  
(items 1.5.3 and 1.7.2 to annex 11)  $\geq 0,4$  and  $\geq 0,6 \cdot E$  (0.36)

axle 1	(rdyn 421 mm)	T = 38993 N
axle 2	(rdyn 421 mm)	T = 38993 N
axle 3	(rdyn 421 mm)	T = 28215 N
axle 4	(rdyn 421 mm)	T = 28215 N

braking rate of the vehicle (item 4.3.2 to appendix 2 to annex 11)	basic test	type III
	of subject	(calculated)
0.60	trailer (E)	residual
		(hot)braking
		0.46

required braking rate  
(items 1.5.3 and 1.7.2 to annex 11)  $\geq 0,4$  and  $\geq 0,6 \cdot E$  (0.36)



data sheet to ECE vehicle type-approval certificate concerning braking equipment: according to ECE R13 annex 11

axle 1 : reference axle: SAF	SBS 1937	brake lining: SAF 607
test report :	TDB 0870 ext01 ECE	date : 2014520 19.05.2014
axle 2 : reference axle: SAF	SBS 1937	brake lining: SAF 607
test report :	TDB 0870 ext01 ECE	date : 2014520 19.05.2014
axle 3 : reference axle: SAF	SBS 1937	brake lining: SAF 607
test report :	TDB 0870 ext01 ECE	date : 2014520 19.05.2014
axle 4 : reference axle: SAF	SBS 1937	brake lining: SAF 607
test report :	TDB 0870 ext01 ECE	date : 2014520 19.05.2014

calc. verif. of residual (hot) braking force type III  
(item 4.2.1 of appendix 2 to annex 11)

axle 1	(rdyn 421 mm)	T = 24.6 % Fe
axle 2	(rdyn 421 mm)	T = 24.6 % Fe
axle 3	(rdyn 421 mm)	T = 19.5 % Fe
axle 4	(rdyn 421 mm)	T = 19.5 % Fe

calculated actuator stroke in mm  
(item 4.3.1.1 of appendix 2 to annex 11)

axle 1	(sp = 58 mm)	s = 46 mm
axle 2	(sp = 58 mm)	s = 46 mm
axle 3	(sp = 48 mm)	s = 46 mm
axle 4	(sp = 48 mm)	s = 46 mm

average thrust output in N at pm = 6,5 bar (however max. pcha = 7,0 bar)

axle1	ThA = 6332 N
axle2	ThA = 6332 N
axle3	ThA = 4577 N
axle4	ThA = 4577 N

calc. residual (hot) braking force in N  
(item 4.3.1.4 of appendix 2 to annex 11)

axle 1	(rdyn 421 mm)	T = 40838 N
axle 2	(rdyn 421 mm)	T = 40838 N
axle 3	(rdyn 421 mm)	T = 29540 N
axle 4	(rdyn 421 mm)	T = 29540 N

braking rate of the vehicle (item 4.3.2 to appendix 2 to annex 11)	basic test of subject trailer (E)	type III (calculated) residual (hot)braking
	0.60	0.48

required braking rate  
(items 1.5.3 and 1.7.2 to annex 11)

>= 0,4 and  
>= 0,6\*E (0.36)

axle 1	(rdyn 421 mm)	T = 40838 N
axle 2	(rdyn 421 mm)	T = 40838 N
axle 3	(rdyn 421 mm)	T = 29540 N
axle 4	(rdyn 421 mm)	T = 29540 N

braking rate of the vehicle (item 4.3.2 to appendix 2 to annex 11)	basic test of subject trailer (E)	type III (calculated) residual (hot)braking
	0.60	0.48

required braking rate  
(items 1.5.3 and 1.7.2 to annex 11)

>= 0,4 and  
>= 0,6\*E (0.36)

spring parking brake

	<u>axle 3</u>	<u>axle 4</u>
no of TRISTOP-actuators per axle line KDZ	2	2
TRISTOP-actuator type	16/16	16/16
lever length                      lBh in mm	76	76
stat. tyre radius                      rstat max in mm	401	401
at a stroke of                      s                      in mm	30	30
min. force of spring brake                      TFZ in N	5847	5847
sp.brake chamber no 925 ... ..	464 4.. 0464	4.. 0
release pressure                      pLs in bar	5.1	5.1

calculation:

ratio until road	4.2397	4.2397
$iFb = lBh * \text{Eta} * C * rBt / (rBn * rstat)$		
for rstat                      in mm	401	401
brake force of spring br. Tf                      in N	48910	48910
$Tf = (TFZ * KDZ - 2 * Co / lBh) * iFb$		
braking rate                      zf laden	0.342	
$zf = \text{sum}(Tf) / P + 0,01$		

Test of the frictional connection required by the parking brake

minimum wheelbase/minimum supporting width min Ef necessary  
to fulfil the regulations

$$\text{min Ef} = E * (1 - PR/P + zferf * h/E) / (1 - zferf / (fzul * nf/ng))$$

$$\text{min Ef} = 3629 \text{ mm} \quad \text{for } E = 5070 \text{ mm}$$

$$\text{min Ef} = 3629 \text{ mm} \quad \text{for } E = 5070 \text{ mm}$$

min Ef =                      minimum distance between front axle(s) (trailer) or support (semitraile)  
and the rear axle(s) (resultant of the bogie)

E =                      wheel base

fzul =                      0.80 maximum permissible frictional connection required

zferf =                      0.18 maximum required braking ratio of the parking brake

h =                      1541 mm height of center of gravity - laden

PR =                      15000 kg maximum bogie mass - laden

P =                      30000 kg maximum total mass - laden

nf =                      2 no. of axle(s) with TRISTOP spring brake actuators

ng =                      2 no. of bogie axle(s)



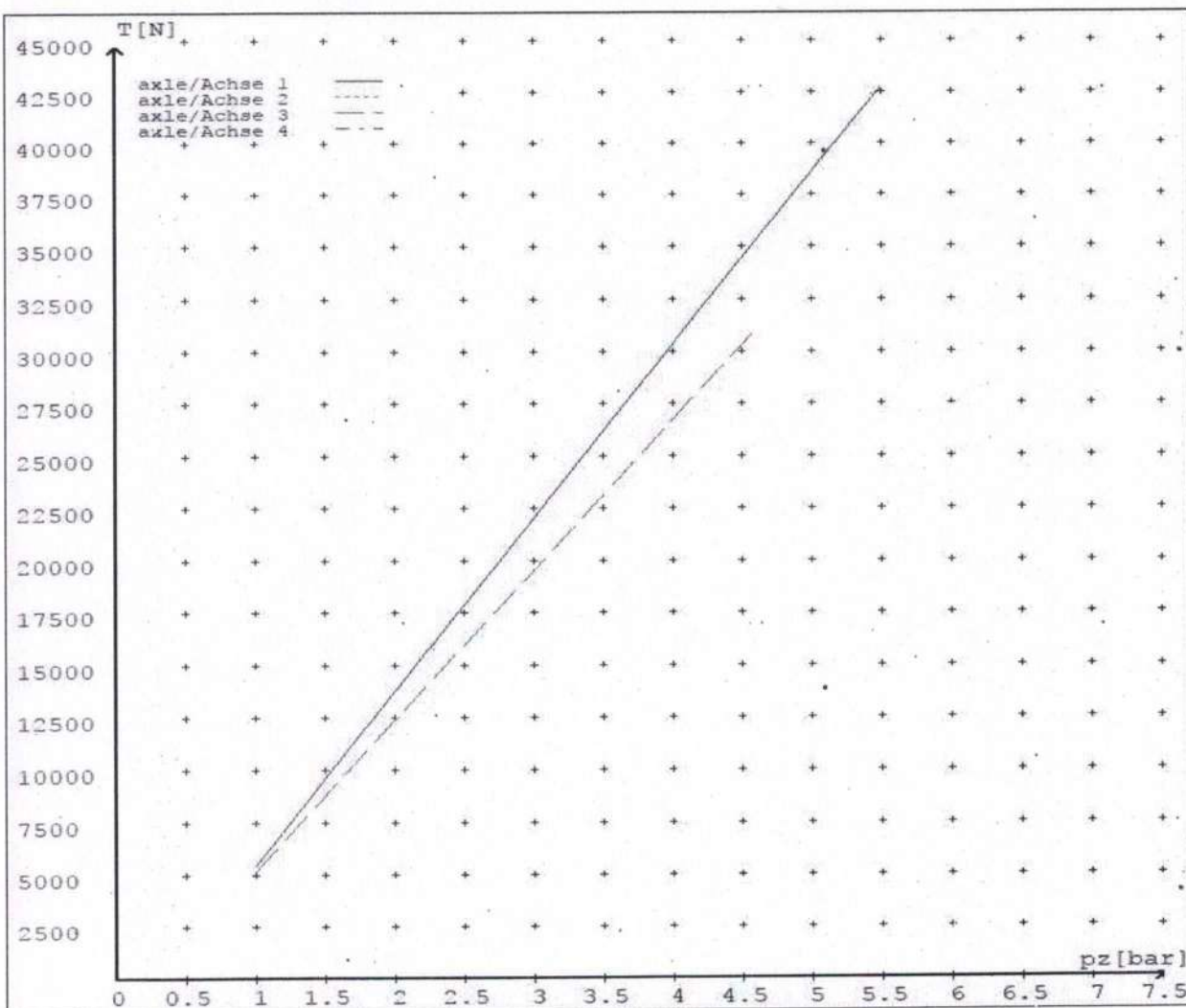
**reference values**

reference values for z = 50% for max rdyn: 421 mm

	pz [bar]	T [N]	T [N]
axle 1	1.0	5385	
	5.5	42699	
axle 2	1.0	5385	
	5.5	42699	
axle 3	1.0		5157
	4.6		30889
axle 4	1.0		5157
	4.6		30889

VIN - no.:

	Axle(s) / Achse(n)				
brake cylinder type (service / parking) Bremszylinder Typ (Betrieb / Fest)	20./	20./	16/16	16/16	/
Maximum stroke smax = ...mm maximaler Hub smax = ....mm	65	65	57	57	
Lever length = ...mm Hebellänge = ....mm	76	76	76	76	



reference values for  $z = 0.5$

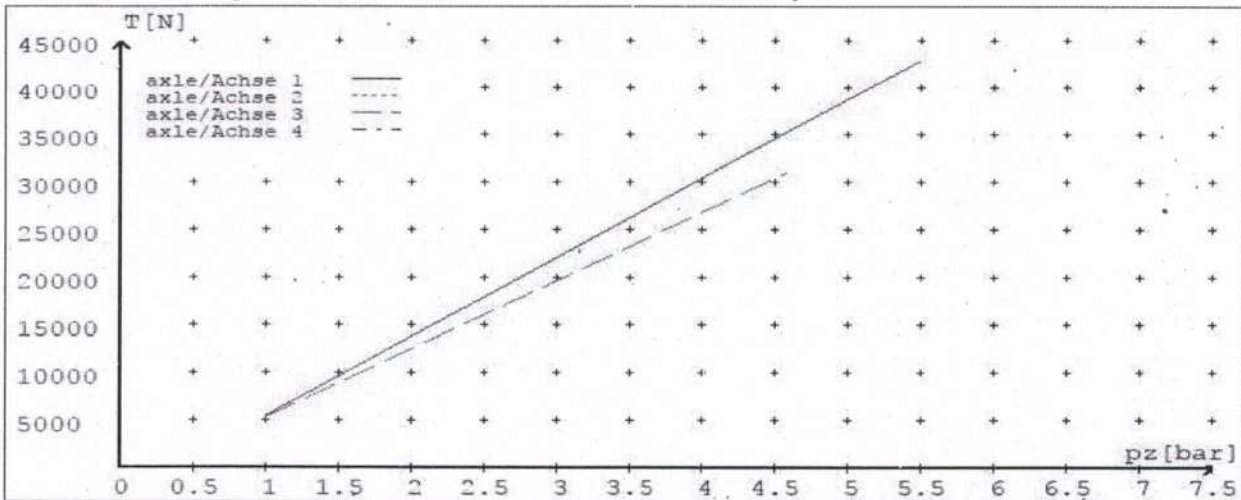
Angabe der Referenzwerte für  $z = 0.5$

for max rdyn: 421 mm

für max rdyn: 421 mm

brake calculation no: TP 2018A date 16.03.2018

Bremsberechnung Nr: TP 2018A vom 16.03.2018



	Axle(s) / Achse(n)				
brake cylinder type (service / parking) Bremszylinder Typ (Betrieb / Fest)	20./	20./	16/16	16/16	/
Maximum stroke $s_{max} = \dots$ mm maximaler Hub $s_{max} = \dots$ mm	65	65	57	57	
Lever length = $\dots$ mm Hebellänge = $\dots$ mm	76	76	76	76	



**GOUGH***Transpecs*

**HEAVY VEHICLE BRAKE RULE  
32015/4 WORKSHEET  
PROCEDURE DOCUMENTATION SHEET- (PDS)  
&  
CONFIRMATION OF COMPLIANCE**

CERTIFICATE NO:

LC180401

CUSTOMER NAME:

DOMETT TRAILERS

CUSTOMER ORDER NO:

5304

DATE RECEIVED:

16/03/2018

VEHICLE TYPE:

FULL TANKER

VIN / CHASSIS NO:

7A9D10011J1023713

**BRIEF SPECIFICATION AS CERTIFIED TO SCHEDULE 5**

BRAKE VALVES:

MAKE

TYPE

PRIMARY RELAY:

WABCO

480 102 064 0

SECONDARY RELAY:

WABCO

480 207 001 0

SPRING BRAKE RELAY:

SEALCO

110701

PARK BRAKE VALVE:

SEALCO

17600B

LOCKED RATIO:

MAKE:

SETTING:

**OTHER VALVES**

OTHER VALVES

MAKE:

TYPE

SETTING

MAKE:

TYPE

SETTING

MAKE:

TYPE

SETTING

MAKE:

TYPE

SETTING

**BRAKE CHAMBERS**

	FRONT	REAR	5TH
MAKE:	TSE	WABCO	0
SIZE:	20HSCLD65	16/16, 925/46	0
STROKE: MM	65mm	63mm	0
SLACK LENGTH: MM	DISC, 76mm	DISC, 76mm	0

**BRAKE CALIPERS**

**BRAKE CALIPERS:**

SAF

**FRICITION MATERIAL:**

OEM

Aftermarket

**LINING BRAND**

**LINING BRAND**

**FRONT**

**REAR**

SAF 607

SAF 607

**OTHERS**

**TYRES:**

**FRONT**

**REAR**

265/70R 19.5

265/70R 19.5

**COMMENTS**

EBS, SPECIAL CONDITIONS APPLY. SEE INSTRUCTIONS ON LT400 #

0

---

---

---

---

---

**NOTES:**

---


---

---

PACKING SLIP NO. \_\_\_\_\_ PROCESS TIME \_\_\_\_\_

**CONFIRMATION OF COMPLIANCE**

I CONFIRM THAT THE VEHICLE IDENTIFIED IN PAGES 1 AND 2 OF THIS CONFIRMATION OF COMPLIANCE COMPLIES WITH ALL RELEVANT REQUIREMENTS OF THE CURRENT NEW ZEALAND HEAVY VEHICLE BRAKE RULE 32015/4, SCHEDULE 5.

DATE: 5/04/2018 SIGNED: 

NAME & ID: LANCE CAWTE (LPC)

PHONE (BUS): 09 980 7300 FAX (BUS): 03 3083277

POSTAL ADDRESS: TRANSPORT SPECIALTIES LTD  
PO BOX 98-971,  
MANUKAU CITY,  
AUCKLAND 2241

POSITION: Brake certifier HVEK

I CONFIRM THE BRAKE SYSTEM OF THE VEHICLE IDENTIFIED IN PAGE 1 OF THIS STATEMENT OF COMPLIANCE AS MODIFIED BY MYSELF, CONTINUES TO COMPLY WITH ALL THE RELEVANT REQUIREMENTS OF THE CURRENT NEW ZEALAND HEAVY BRAKE RULE 32015/4 SCHEDULE 5.

DATE: \_\_\_\_\_ SIGNED: \_\_\_\_\_

NAME: \_\_\_\_\_

CERTIFIERS ID: \_\_\_\_\_ POSITION: \_\_\_\_\_

PHONE (BUS): \_\_\_\_\_ FAX (BUS): \_\_\_\_\_

COMMENTS: \_\_\_\_\_  
\_\_\_\_\_  
\_\_\_\_\_