

# Heavy vehicle specialist certificate

Must be presented to a CoF (heavy) inspecting organisation  
Heavy vehicle specialist inspector and inspecting organisation

Heavy vehicle specialist inspector's or manufacturing inspecting organisation's name (PRINT IN CAPS) **CHRIS CLARKE** ID **CJC**

Vehicle registration (optional) \_\_\_\_\_ VIN/chassis number **7A9E25011H1023672**

Make **DOMETT TRAILERS** Component being certified:  Chassis  Load anchorage

Model (optional) \_\_\_\_\_  Log bolsters  Towing connection  Brakes

Certification category **HVEK**  SRT  PSV stability  PSV rollover

Swept path  PBS

Description of work  
**CERTIFY TO SCHEDULE 5 OF LTR 32015/4**  
**RSS ON: TWIN TYRES / SUPER SINGLES SIZE = 235 75 R 17.5**

Code/standard/rule certified to **LTR 32015/4** Component load rating(s) **32 Tonnes GVM**

General drawing number(s) **N/A** **35 Tonnes (Group ratings)**

Supporting documents  
**BRAKE CODE CERTIFICATE JH180318**  
**BRAKE CALCULATION # TP51702**

Special conditions (optional)  
**WARNING LAMP MUST ILLUMINATE WHEN IGNITION IS SWITCHED ON & THEN EXTINGUISH IMMEDIATELY OR WHEN VEHICLE SPEED EXCEEDS 7 KPH**

Certification expiry date (if applicable) **N/A [UNLESS MODIFIED]** or Hubodometer reading (whichever comes first) \_\_\_\_\_

**Declaration**

I the undersigned, declare that I am the heavy vehicle specialist inspector identified and I hold a current valid appointment. I certify that the above mentioned vehicle component's design, manufacture and installation, and this certification complies in all respects with the Land Transport Rule: Vehicle Standards Compliance 2002 and my appointment. To the best of my knowledge the information contained in the certificate is true and correct.

Designer's ID (if different from inspector below) \_\_\_\_\_

Inspector's signature 

Inspector's name (PRINT IN CAPS) **CHRIS CLARKE** ID number **CJC**

Date **26-Mar-18** Number **627390**

CoF vehicle inspector ID \_\_\_\_\_ CoF vehicle inspector signature \_\_\_\_\_ Date \_\_\_\_\_

All fields are mandatory unless otherwise stated.



# WABCO START-UP LOG

|   |  |                   |               |
|---|--|-------------------|---------------|
| System  | Trailer EBS-E  | WABCO part number | 480 102 084 0 |
| Production date   | 2017-10-17   | Serial number     | 437004282900K |
| Serial number (modulator)                                       | 000000003395   |                   |               |
| Fingerprint Customer EOL / Customer Development / Flash Program | W502664 / 2018-03-26 ; 00000000 / 0000-00-00 ; 00000000 / 0000-00-00 |                   |               |


|              |                      |  |
|--------------|----------------------|--|
| <b>WABCO</b> | <b>TRAILER EBS-E</b> | GGVS/ADR TUEH TB 2007 - 019.00<br>361-037-08 |
|--------------|----------------------|--|

|  |   |   |   |     |        |      |        |
|--|---|---|---|-----|--------|------|--------|
| HERSTELLER<br>MANUFACTURER<br>CONSTRUCTEUR   | DOMETT TRAILERS                                 |   |   | GIO | Pin1   | Pin3 | Pin4   |
| TYP<br>TYPE<br>TYPE  | 5AFT STOCK                                      |   |   | 1   | ALS2   | ALS2 | LS2    |
| VEHICLE IDENT. NUMBER<br>CHASSIS NUMBER<br>NUMERO DE CHASSIS                           | 7A9E25011H1023672                               |   |   | 2   | eTASC2 | ---  | eTASC2 |
| BREMSBERECHNUNGS-NR.<br>BRAKE CALCULATION NO.<br>CALCUL DE FREINAGE NO.                | TP51702A  |   |   | 3   | eTASC  | ---  | eTASC  |
| POL/RADZAHNZAHL c-d   e-f<br>POLE WHEEL TEETH c-d   e-f<br>DENTS ROUE DENTEE c-d   e-f | 80  | 80  | ABS-System<br>ABS-System<br>Système ABS | 4   | ---    | ---  | LS1    |
| RSS<br>RSS<br>RSS  | Einfachbereifung<br>Single Tire<br>Monte simple | Lenkachse<br>Steering axle<br>Essieu Vitour                     | 4S/3M                                   | 5   | DIAG   | DIAG | DIAG   |
| Zwillingsbereifung<br>Twin Tire<br>Monte jumelle                                       | X   | Kipkritisches Fahrzeug<br>Critical Trailer<br>Vehicule critique |   | 6   | 24V-O1 | ---  | ---    |
| Subsystems   | SB  | I/O   | 24N                                     | 7   | ---    | ---  | ---    |

| ACHSE<br>AXLE<br>ESSIEU | pm (bar) |     | 6.5 |      | pm (bar) |     | 0.8 |     | 2.0 |   | ---     |    | 6.5 |     | TYP<br>TYPE |   | (mm) |   | (mm) |   | (bar) |   |
|-------------------------|----------|-----|-----|------|----------|-----|-----|-----|-----|---|---------|----|-----|-----|-------------|---|------|---|------|---|-------|---|
|                         | 1        | 2   | 1   | 2    | 1        | 2   | 1   | 2   | 1   | 2 | 1       | 2  | 1   | 2   | 1           | 2 | 1    | 2 | 1    | 2 | 1     | 2 |
| 1                       | 2100     | 1.0 | 2.2 | 8000 | 5.1      | 0.4 | 1.4 | --- | 6.6 | - | 18      | 64 | 69  | 508 | 4360        |   |      |   |      |   |       |   |
| 2                       | 2100     | 1.0 | 2.2 | 8000 | 5.1      | 0.4 | 1.4 | --- | 6.6 | - | 18      | 64 | 69  | 508 | 4360        |   |      |   |      |   |       |   |
| 3                       | 1900     | 0.9 | 1.8 | 6350 | 4.0      | 0.3 | 1.4 | --- | 4.8 | - | 14 / 16 | 64 | 69  | 498 | 2826        |   |      |   |      |   |       |   |
| 4                       | 1900     | 0.9 | 1.8 | 6350 | 4.0      | 0.3 | 1.4 | --- | 4.8 | - | 14 / 16 | 64 | 69  | 498 | 2826        |   |      |   |      |   |       |   |
| 5                       | 1900     | 0.9 | 1.8 | 6350 | 4.0      | 0.3 | 1.4 | --- | 4.8 | - | 14 / 16 | 64 | 69  | 498 | 2826        |   |      |   |      |   |       |   |

| TEBS-E                |             |                                |            |
|-----------------------|-------------|--------------------------------|------------|
| Diagnostic memory     | OK          | Warning lamp control           | OK         |
| Parameter setting     | carried out | Stop light supply              | OK         |
| EBS pressure test     | OK          | Lifting axle test              | Not tested |
| Redundancy test       | OK          | ECAS height sensor calibration | Not tested |
| ABS sensor assignment | OK          | Height sensor axle load        | Not tested |
| RTR test              | Not tested  | Leak test                      | Not tested |
| Immobilizer test      | Not tested  | Signal outputs                 | Not tested |
| Signal inputs         | Not tested  | Tag axle test                  | Not tested |

| Electronic Extension Module |            |                |            |
|-----------------------------|------------|----------------|------------|
| Diagnostic memory           | Not tested | Signal outputs | Not tested |
| TailGUARDlight              | Not tested | TailGUARD      | Not tested |

|              |                         |   |                   |
|--------------|-------------------------|---|-------------------|
| Manufacturer | DOMETT TRAILERS         | Vehicle ident. no   | 7A9E25011H1023672 |
| Vehicle type | 5AFT STOCK              | Odometer reading  | 6.2 km            |
| next Service | 0 km                    | Trip reading  | 6.2 km            |
| Tester       | Chris Clarke            | Signature  |                   |
| Date         | 2018-03-26 5:11:41 p.m. |   |                   |



trailer (full, semi-, centre-axle) with air brake system acc. to 71/320/EEC, last amended by 98/12/EC and 2006/96/EC

please note!

This brake calculation is made under consideration of  
 -the legal precriptions mentioned above in the version valid at the time of making the program (V6.14.04.20).  
 -the functional characteristics of our products as well as the data of the brake out of the test approvals of the axle manufacturers, and  
 -the other vehicle data included in the brake calculation.  
 Please check whether these data correspond to the actual vehicle data. Our conditions of delivery apply (particularly section 9.0). In any case we commend to do a braking harmonisation!  
 WABCOBrake V6.14.04.20 db 20.04.2016

distribution: DOMETT TRAILERS  
 7A9E25011H1023672  
 SODC: JH180318  
 LT400: CJC 627390

vehicle manufacturer: DOMETT TRAILERS  
 trailer model : 5AFT STOCK  
 trailer type : 5-axle-full-trailer  
 remarks : air / hydraulic / VA suspension  
 EC w.o.annexVII  
 WABCO TRAILER - EBS E  
 TRISTOP 3+4+5: T.14/24 [TSE1416HTLD64 ACTUALLY FITTED -  
 SEE PAGE 6 FOR PERFORMANCE DATA]  
 215/75 R 17,5 - 235/75 R 17,5

axle 1 + 2 + 3 + 4 + 5 : IMT, WABCO PAN-17, 361-037-08 ECE,

|                          |          | <u>unladen</u> | <u>laden</u> |
|--------------------------|----------|----------------|--------------|
| total mass               | P in kg  | 9900           | 35050        |
| axle 1                   | P1 in kg | 2100           | 8000         |
| axle 2                   | P2 in kg | 2100           | 8000         |
| axle 3                   | P3 in kg | 1900           | 6350         |
| axle 4                   | P4 in kg | 1900           | 6350         |
| axle 5                   | P5 in kg | 1900           | 6350         |
| wheel base               | E in mm  | 7400 - 7900    |              |
| centre of gravity height | h in mm  | 1050           | 2280         |

|                                     | <u>axle 1</u> | <u>axle 2</u> | <u>axle 3</u> | <u>axle 4</u> | <u>axle 5</u> |
|-------------------------------------|---------------|---------------|---------------|---------------|---------------|
| no. of combined axles               | 1             | 1             | 1             | 1             | 1             |
| no. of brake chambers per axle line | 2             | 2             | 2             | 2             | 2             |
| The power output corresponds to     | BZ 122.1      | BZ 122.1      | BZ 119.6      | BZ 119.6      | BZ 119.6      |
| brake chamber manufacturer          | Meritor       | Meritor       | Meritor       | Meritor       | Meritor       |
| chamber size                        | 18.           | 18.           | T.14/24       | T.14/24       | T.14/24       |
| lever length                        | 69            | 69            | 69            | 69            | 69            |
| brake factor                        | 19.98         | 19.98         | 19.98         | 19.98         | 19.98         |
| dyn. rolling radius                 | 373           | 373           | 373           | 373           | 373           |
| dyn. rolling radius                 | 387           | 387           | 387           | 387           | 387           |
| threshold torque                    | 3.4           | 3.4           | 3.4           | 3.4           | 3.4           |

| calculation:                                       |       |       |       |       |       |
|--|-------|-------|-------|-------|-------|
| chamber pressure(rdyn min)pH at z=22,5%bar         | 2.4   | 2.4   | 2.0   | 2.0   | 2.0   |
| chamber pressure(rdyn max)pH at z=22,5%bar         | 2.5   | 2.5   | 2.1   | 2.1   | 2.1   |
| chamber press.(servo)pcha at pm6,5bar bar          | 6.6   | 6.6   | 4.8   | 4.8   | 4.8   |
| piston force ThA at pm6,5bar N                     | 7072  | 7072  | 4586  | 4586  | 4586  |
| brake force(rdyn min)T lad. at pm6,5bar N          | 52998 | 52998 | 34350 | 34350 | 34350 |
| brake force(rdyn max)T lad. at pm6,5bar N          | 51109 | 51109 | 33130 | 33130 | 33130 |
| brake force within 1 % rolling friction proportion | 21.2  | 21.2  | 19.2  | 19.2  | 19.2  |

braking rate z laden 0.608 for rdyn min  
 z = sum (TR)/PRmax 0.586 for rdyn max

Trailer may only be operated in combination with trucks/tractors with ISO 7638 supply (5 or 7 polar).

brake diagram :

maximum pressure: 8.5 bar

axle 1:

valve 1: 971 002 ... 0                    WABCO  
          EBS emergency valve

valve 2: 480 207 0.. 0                    WABCO        or 480 207 2.. 0  
          EBS relay valve

brake cylinder: Meritor    18HSCLD64

axle 2:

valve 1: 971 002 ... 0                    WABCO  
          EBS emergency valve

valve 2: 480 207 0.. 0                    WABCO        or 480 207 2.. 0  
          EBS relay valve

brake cylinder: Meritor    18HSCLD64

axle 3:

valve 1: 971 002 ... 0                    WABCO  
          EBS emergency valve

valve 2: 480 102 ... 0                    WABCO  
          EBS trailer modulator

brake cylinder: Meritor    1424HTLD64

axle 4:

valve 1: 971 002 ... 0 WABCO  
EBS emergency valve

valve 2: 480 102 ... 0 WABCO  
EBS trailer modulator

brake cylinder: Meritor 1424HTLD64

axle 5:

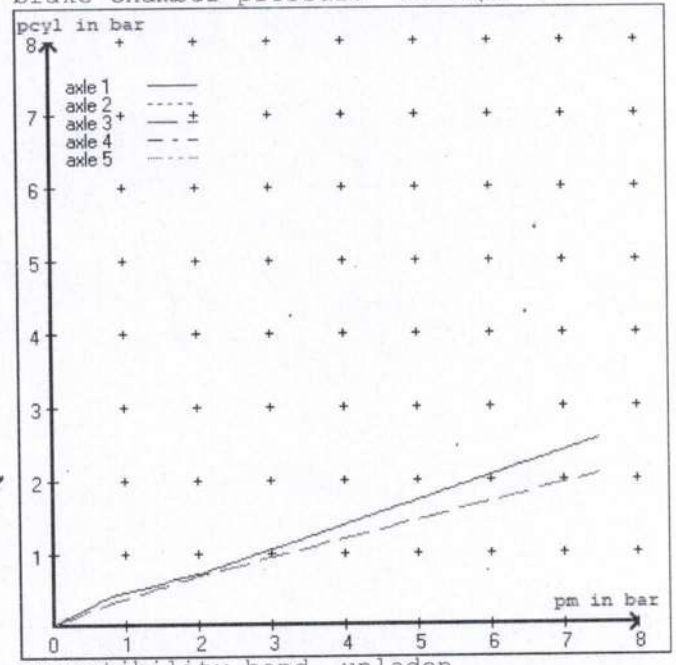
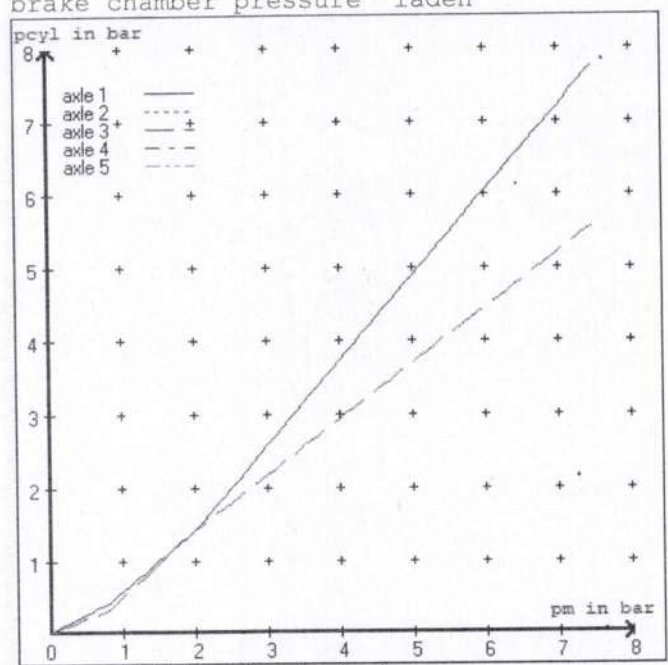
valve 1: 971 002 ... 0 WABCO  
EBS emergency valve

valve 2: 480 102 ... 0 WABCO  
EBS trailer modulator

brake cylinder: Meritor 1424HTLD64

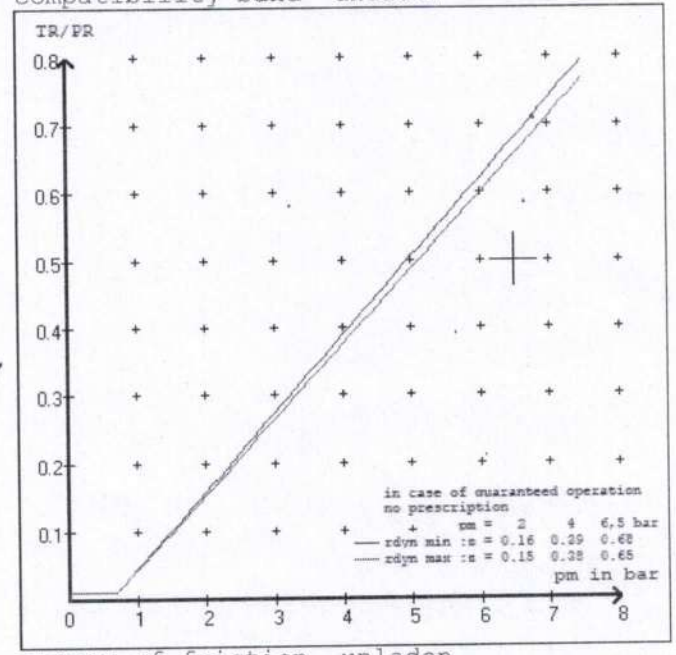
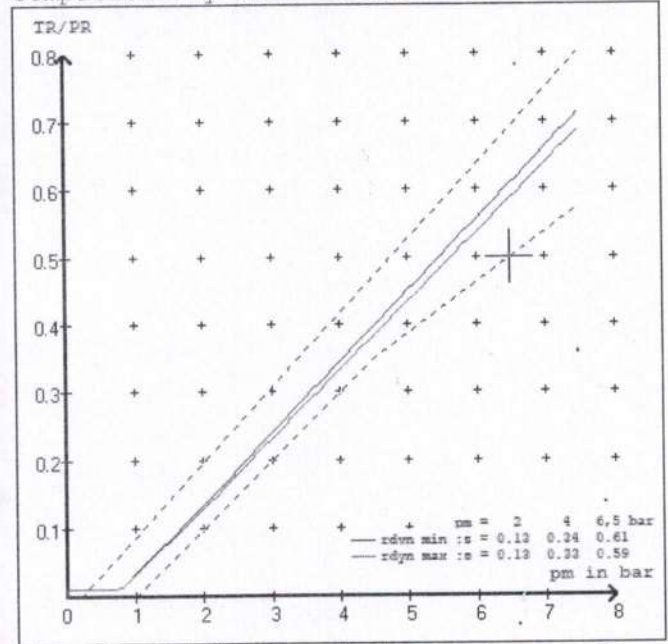
|                             |                |       |       |       |       |       |     |
|-----------------------------|----------------|-------|-------|-------|-------|-------|-----|
| test type III (zIII = 0.30) | for rdyn min : | axle1 | axle2 | axle3 | axle4 | axle5 |     |
| at pm 3.6 bar =>            | pcha in bar :  | 3.2   | 3.2   | 2.6   | 2.6   | 2.6   | 2.6 |
| test type III (zIII = 0.06) | for rdyn min : | axle1 | axle2 | axle3 | axle4 | axle5 |     |
| at pm 1.3 bar =>            | pcha in bar :  | 0.8   | 0.8   | 0.7   | 0.7   | 0.7   | 0.7 |





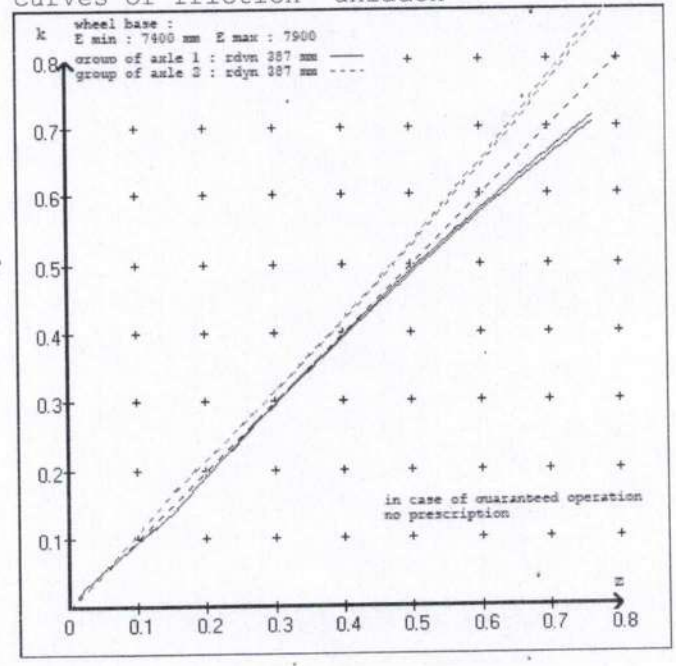
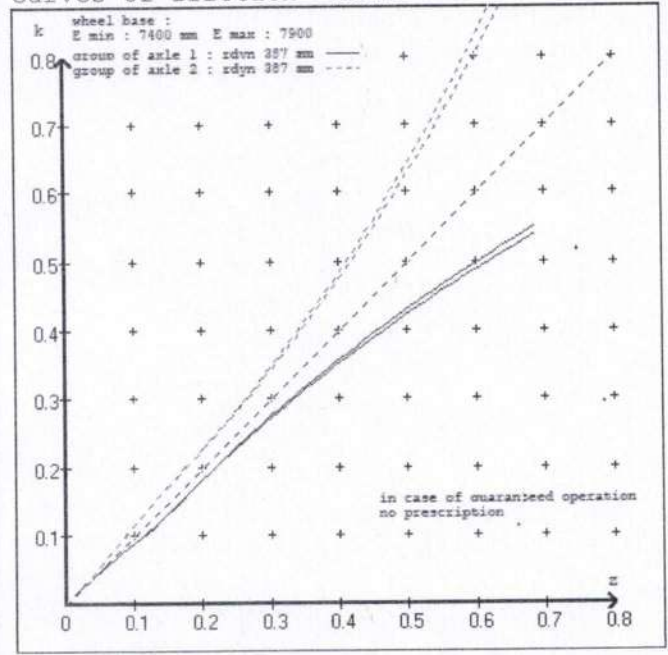
compatibility band laden

compatibility band unladen



curves of friction laden

curves of friction unladen



vehicle manufacturer: DOMETT TRAILERS  
 trailer model : 5AFT STOCK  
 trailer type : 5-axle-full-trailer

brake chamber and lever length :

axle 1 : 2 x type/diameter 18. (Meritor) lever length 69 mm  
 axle 2 : 2 x type/diameter 18. (Meritor) lever length 69 mm  
 axle 3 : 2 x type/diameter T.14/24 (Meritor) lever length 69 mm  
 axle 4 : 2 x type/diameter T.14/24 (Meritor) lever length 69 mm  
 axle 5 : 2 x type/diameter T.14/24 (Meritor) lever length 69 mm

brake diagram :

valve :  
 971 002 ... 0 WABCO EBS emergency valve  
 480 207 0.. 0 WABCO EBS relay valve or 480 207 2.. 0  
 480 102 ... 0 WABCO EBS trailer modulator

EBS input data

vehicle manufacturer: DOMETT TRAILERS  
 trailer model : 5AFT STOCK  
 trailer type : 5-axle-full-trailer  
 brake calculation no. : TP 51702A

tire circumference main axle : 2425 for rdyn max  
 tire circumference auxiliary axle : 2425 for rdyn max

assignment pm / deceleration z: pm 0.8 bar z = 0.010  
 (laden condition) 2.0 bar z = 0.134  
 6.5 bar z = 0.600

| control pressure pm |                   |  | 6,5               | control pressure pm |  |                 | 0.8 | 2.0 | 6.5 |
|---------------------|-------------------|--|-------------------|---------------------|--|-----------------|-----|-----|-----|
| axle                | axle load unladen | bellow pr. unladen                     | brake pr. unladen | axle load laden     | bellow pr. laden                       | brake pr. laden |     |     |     |
| 1                   | 2100              | to be                                  | 2.2               | 8000                | to be                                  | 0.4             | 1.4 | 6.6 |     |
| 2                   | 2100              | entered by<br>the vehicle<br>manufact. | 2.2               | 8000                | entered by<br>the vehicle<br>manufact. | 0.4             | 1.4 | 6.6 |     |
| 3                   | 1900              |  | 1.8               | 6350                |  | 0.3             | 1.4 | 4.8 |     |
| 4                   | 1900              |  | 1.8               | 6350                |  | 0.3             | 1.4 | 4.8 |     |
| 5                   | 1900              |  | 1.8               | 6350                |  | 0.3             | 1.4 | 4.8 |     |
|                     |                   |  |                   |                     |  |                 |     |     |     |

The unladen values indicated in the above table are values for the basic parameter set. Higher unladen axle loads and liftaxles are automatically recognized and do not require separate adjustment. The above unladen axle loads must not be fallen below.

| axle 1    |      | axle 2    |      | axle 3    |      | axle 4    |      | axle 5    |      |
|-----------|------|-----------|------|-----------|------|-----------|------|-----------|------|
| axle load | pcyl | axle load | pcyl | axle load | pcyl | axle load | pcyl | axle load | pcyl |
| 2100      | 2.2  | 2100      | 2.2  | 1900      | 1.8  | 1900      | 1.8  | 1900      | 1.8  |
| 2600      | 2.6  | 2600      | 2.6  | 2400      | 2.1  | 2400      | 2.1  | 2400      | 2.1  |
| 3100      | 2.9  | 3100      | 2.9  | 2900      | 2.5  | 2900      | 2.5  | 2900      | 2.5  |
| 3600      | 3.3  | 3600      | 3.3  | 3400      | 2.8  | 3400      | 2.8  | 3400      | 2.8  |
| 4100      | 3.7  | 4100      | 3.7  | 3900      | 3.1  | 3900      | 3.1  | 3900      | 3.1  |
| 4600      | 4.1  | 4600      | 4.1  | 4400      | 3.5  | 4400      | 3.5  | 4400      | 3.5  |
| 5100      | 4.4  | 5100      | 4.4  | 4900      | 3.8  | 4900      | 3.8  | 4900      | 3.8  |
| 5600      | 4.8  | 5600      | 4.8  | 5400      | 4.2  | 5400      | 4.2  | 5400      | 4.2  |
| 8000      | 6.6  | 8000      | 6.6  | 6350      | 4.8  | 6350      | 4.8  | 6350      | 4.8  |







**reference values**

reference values for z = 50% for max rdyn: 387 mm

|        | pz [bar] | T [N] | T [N] |
|--------|----------|-------|-------|
| axle 1 | 1.0      | 5089  |       |
|        | 6.6      | 43609 |       |
| axle 2 | 1.0      | 5089  |       |
|        | 6.6      | 43609 |       |
| axle 3 | 1.0      |       | 4987  |
|        | 4.8      |       | 28268 |
| axle 4 | 1.0      |       | 4987  |
|        | 4.8      |       | 28268 |
| axle 5 | 1.0      |       | 4987  |
|        | 4.8      |       | 28268 |

VIN - no.:

|  | Axle(s) / Achse(n)  |      |      |         |         |
|--|---|------|------|---------|---------|
|  | brake cylinder type (service / parking)<br>Bremszylinder Typ (Betrieb / Fest) | 18./ | 18./ | T.14/24 | T.14/24 |
| Maximum stroke smax = ...mm<br>maximaler Hub smax = ....mm | 64  | 64   | 64   | 64      | 64      |
| Lever length = ....mm<br>Hebellänge = ....mm               | 69.4  | 69.4 | 69.4 | 69.4    | 69.4    |



reference values for  $z = 0.5$

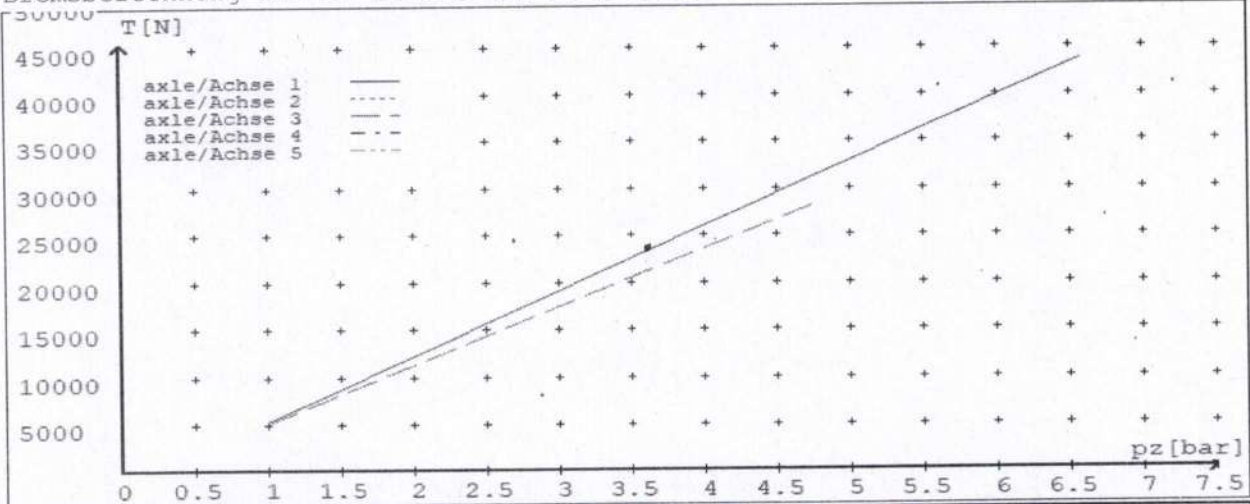
for max rdyn: 387 mm

Angabe der Referenzwerte für  $z = 0.5$

für max rdyn: 387 mm

brake calculation no: TP 51702A date 19.03.2018

Bremsberechnung Nr: TP 51702A vom 19.03.2018



|   | Axle(s) / Achse(n) |      |         |         |         |
|---|--------------------|------|---------|---------|---------|
| brake cylinder type (service / parking)<br>Bremszylinder Typ (Betrieb / Fest) | 18./               | 18./ | T.14/24 | T.14/24 | T.14/24 |
| Maximum stroke $s_{max} = \dots mm$<br>maximaler Hub $s_{max} = \dots mm$     | 64                 | 64   | 64      | 64      | 64      |
| Lever length = $\dots mm$<br>Hebellänge = $\dots mm$                          | 69.4               | 69.4 | 69.4    | 69.4    | 69.4    |



**NOTICE TO VEHICLE OPERATOR**

*THIS VEHICLE HAS A BRAKE SYSTEM WHICH HAS BEEN DESIGNED AND FITTED IN ACCORDANCE WITH THE LAND TRANSPORT HEAVY VEHICLE BRAKE RULE 32015/4.*

*IF THIS VEHICLE IS OPERATED IN CONJUNCTION WITH NON-CERTIFIED VEHICLES, THERE MAY BE OPERATIONAL FACTORS WHICH NEED TO BE TAKEN INTO CONSIDERATION.*

*PLEASE REFER TO THE CERTIFIER FOR FURTHER INFORMATION.*

**EXCERPT FROM LAND TRANSPORT RULE; HEAVY-VEHICLE BRAKES RULE 32015/4. SECTION 10,**

**10.1 RESPONSIBILITIES OF OPERATORS**

A person who operates a vehicle must ensure that the vehicle complies with this rule.

**10.2 RESPONSIBILITIES OF REPAIRERS**

A person who repairs or adjusts a brake must ensure that the repair or adjustment:

- a) does not prevent the vehicle from complying with this rule;
- b) complies with Land Transport Rule: Vehicle Repair 1998.

**10.3 RESPONSIBILITIES OF MODIFIERS**

A person who modifies a vehicle so as to affect the braking performance of the vehicle must:

- a) ensure that the modification does not prevent the vehicle from complying with this Rule; and
- b) notify the operator that the vehicle must be inspected and, if necessary, certified by person or organisation appointed to carry out specialist inspection and certification of heavy vehicle brakes.

***IF YOU ARE UNSURE ABOUT YOUR RESPONSIBILITIES, PLEASE CONTACT THE VEHICLE MANUFACTURER, OR MYSELF.***

***COMPLAINTS. Complaints and Warranty issues which relate to Brake Certification will be acknowledged within 7 working days and a resolution proposed within 25 working days. Resolution of complaints and Warranty issues is subject to Transpecs Warranty policy. Customers have the right to appeal to the New Zealand Transport Authority if dissatisfied with a Compliance issue. (Refer NZTA Deed Of Appointment Para 47.4) NZTA Helpdesk 0800 699 000***

(D.P.).....  
**(J.Hirst (JEH) HVEK)**

**NOTICE TO VEHICLE OPERATOR**

This trailer is equipped with an Electronic Brake System.


To comply with the New Zealand Heavy Vehicle Brake Rule 32015/4, it must be used only in conjunction with a truck/tractor equipped with a 5 or 7 pin ABS/EBS power supply socket.

Failure to connect to such supply invalidates Brake Rule compliance.

The trailer ABS/EBS warning light on the towing vehicle dashboard must illuminate when the ignition is switched on and extinguish when the vehicle is in motion.

If the light does not illuminate when ignition is switched on, the system must be checked. If the light remains illuminated when the vehicle is in motion, Brake Rule compliance is compromised. Repairs must be made as soon as possible.

**If you are unsure of your responsibilities and/or obligations, please contact either the vehicle manufacturer or myself.**

  
(p.p.)  
J.E. Hirst  
(JEH HVEK)  
(09 980 7300)



**HEAVY VEHICLE BRAKE RULE  
32015/4 WORKSHEET  
(PROCEDURE DOCUMENTATION SHEET-PDS)  
&  
CONFIRMATION OF COMPLIANCE**

CERTIFICATE NO. JH180318

CUSTOMER NAME DOMETT TRAILERS LTD

CUSTOMER ORDER NO. 4947      DATE RECEIVED 26-Mar-18

VEHICLE TYPE STOCK TRAILER

VIN/ CHASSIS NO. 7A9E25011H1023672

**BRIEF SPECIFICATION AS CERTIFIED TO SCHEDULE 5**

| <u>BRAKE VALVES</u>         | <u>MAKE</u>   | <u>TYPE</u>   |
|-----------------------------|---------------|---------------|
| PRIMARY RELAY               | WABCO         | 480 102 08. 0 |
| SECONDARY RELAY             | WABCO         | 480 207 202 0 |
| YARD RELEASE VALVE          | SEALCO        | 17600B        |
| PARK BRAKE VALVE            | SEALCO        | 110701        |
| <u>SUSP. VALVES [WABCO]</u> | <u>FRONT</u>  | <u>REAR</u>   |
| CONTROL                     | 463 090 500 0 | 463 090 500 0 |
| DISTANCE SENSOR             | 441 050 100 0 | 441 050 100 0 |

**OTHER VALVES:**

|       |       |       |                     |          |               |
|-------|-------|-------|---------------------|----------|---------------|
| MAKE: | WABCO | TYPE: | 441 044 101 0       | SETTING: | PRESS. SENSOR |
| MAKE: | WABCO | TYPE: | 446 192 110 0       | SETTING: | SMARTBOARD    |
| MAKE: | WABCO | TYPE: | 461 513 002 0 (PEM) | SETTING: | 5.5 Bar       |
| MAKE: |       | TYPE: |                     | SETTING: |               |

| <u>BRAKE CHAMBERS:</u> | AXLE 1 & 2 | AXLE 3 & 4 | AXLE 5    |
|------------------------|------------|------------|-----------|
| MAKE                   | TSE        | TSE        | TSE       |
| SIZE                   | 18HSCLD65  | 1416HTLD64 | 14HSCLD64 |
| MAX STROKE (mm)        | 65         | 64         | 64        |
| SLACK LENGTH (mm)      | 69         | 69         | 69        |

|                       |         |           |         |
|-----------------------|---------|-----------|---------|
| <u>DRUM TYPE:</u>     | N/A     | N/A       | N/A     |
|                       |         | <b>OR</b> |         |
| <u>BRAKE CALIPER:</u> | SBW1937 | SBW1937   | SBW1937 |

FRICITION MATERIAL:  OEM  AFTERMARKET

| <u>LINING BRAND</u> | AXLE 1 & 2 | AXLE 3 & 4 | AXLE 5    |
|---------------------|------------|------------|-----------|
|                     | JURID 539  | JURID 539  | JURID 539 |

OTHERS:

|               |               |               |
|---------------|---------------|---------------|
| <u>TYRES:</u> | <b>FRONT</b>  | <b>REAR</b>   |
|               | 235 75 R 17.5 | 235 75 R 17.5 |

BRAKE CALCULATION #: TP51702

**COMMENTS:**

EBS, SPECIAL CONDITIONS APPLY. SEE INSTRUCTIONS ON LT400 # CJC

SALES ORDER #: S0977385 PROCESS TIME: 1 HOUR

~~TRAILERS EQUIPPED WITH PREV: THE PARK BRAKE PERFORMANCE MUST BE MEASURED BY PULLING THE RED ACTUATION KNOB ON THE PREV VALVE WHEN THE AXLES EQUIPPED WITH SPRING BRAKES ARE IN THE BRAKE ROLLERS. THE PARK BRAKE IN THE CAB MUST NOT BE APPLIED.~~

**NOTES:**

**CHAMBERS & PARK BRAKE PERFORMANCE:**

REFER TO BRAKE CALCULATION TP51702:  $z = 0.403 @ 135211 (N)$  FOR 235 75 R 17.5 TYRE  
 FRONT FRICTION ( $\mu$ ) = 0.47

TSE 1416HTLD64 ARE NOT LISTED IN WABCOBRAKE. TSE 1616HTLD ARE USED TO DETERMINE THE PARK BRAKE PERFORMANCE




## CONFORMATION OF COMPLIANCE

*I CONFIRM THAT THE VEHICLE IDENTIFIED IN PAGES 1 AND 2 OF THIS CONFORMATION OF COMPLIANCE COMPLIES WITH ALL RELEVANT REQUIREMENTS OF THE CURRENT NEW ZEALAND HEAVY VEHICLE BRAKE RULE 32015/4, SCHEDULE 5.*

**DATE:** 26-Mar-18

**SIGNED: (pp)**



**NAME & ID:** J HIRST (JEH)

**PHONE (BUS):** 09 980 7300

**FAX (BUS)** 09 980 7306

**POSTAL ADDRESS:**

TRANSPORT SPECIALTIES LTD  
PO BOX 98-971,  
MANUKAU CITY,  
MANUKAU 2241

**POSITION:** BRAKE CERTIFIER HVEK

*I CONFIRM THE BRAKE SYSTEM OF THE VEHICLE IDENTIFIED IN PAGE 1 OF THIS STATEMENT OF COMPLIANCE AS MODIFIED BY MYSELF, CONTINUES TO COMPLY WITH ALL THE RELIVANT REQUIREMENTS OF THE CURRENT NEW ZEALAND HEAVY BRAKE RULE 32015/4 SCHEDULE 5.*

**DATE:**

**SIGNED:**

**NAME:**

**CERTIFIERS ID:**

**POSITION:**

**PHONE (BUS):**

**FAX (BUS):**

**COMMENTS:**

---

---

---