

Heavy vehicle specialist certificate

Must be presented to a CoF (heavy) inspecting organisation
 Heavy vehicle specialist inspector and inspecting organisation

Heavy vehicle specialist inspector's or manufacturing inspecting organisation's name (PRINT IN CAPS)	ID
CHRIS CLARKE	CJC

Vehicle registration (optional)	VIN/chassis number
	7 A 9 E 3 5 0 1 6 H 1 0 2 3 6 5 0

Make DOMETT TRAILERS	Component being certified:	<input type="checkbox"/> Chassis	<input type="checkbox"/> Load anchorage
Model (optional)	<input type="checkbox"/> Log bolsters	<input type="checkbox"/> Towing connection	<input checked="" type="checkbox"/> Brakes
Certification category HVEK	<input type="checkbox"/> SRT	<input type="checkbox"/> PSV stability	<input type="checkbox"/> PSV rollover
	<input type="checkbox"/> Swept path	<input type="checkbox"/> PBS	

Description of work

CERTIFY TO SCHEDULE 5 OF LTR 32015/4

RSS ON: TWIN TYRES / SUPER SINGLES SIZE = 265 70 R 19.5

Code/standard/rule certified to LTR 32015/4	Component load rating(s) 32 Tonnes GVM
General drawing number(s) N/A	(35 Tonnes (Group ratings))

Supporting documents

BRAKE CODE CERTIFICATE JH171020

BRAKE CALCULATION # TP51645

Special conditions (optional)

WARNING LAMP MUST ILLUMINATE WHEN IGNITION IS SWITCHED ON & THEN EXTINGUISH IMMEDIATELY OR WHEN VEHICLE SPEED EXCEEDS 7 KPH

Certification expiry date (if applicable) N/A [UNLESS MODIFIED]	or	Hubodometer reading (whichever comes first)
		<input type="text"/> <input type="text"/> <input type="text"/> <input type="text"/> <input type="text"/> <input type="text"/> <input type="text"/> <input type="text"/>

Declaration

I the undersigned, declare that I am the heavy vehicle specialist inspector identified and I hold a current valid appointment. I certify that the above mentioned vehicle component's design, manufacture and installation, and this certification complies in all respects with the Land Transport Rule: Vehicle Standards Compliance 2002 and my appointment. To the best of my knowledge the information contained in the certificate is true and correct.

Designer's ID (if different from inspector below)

Inspector's signature

Inspector's name (PRINT IN CAPS) ID number

CHRIS CLARKE CJC

Date Number

30-Nov-17 618154

CoF vehicle inspector ID	CoF vehicle inspector signature	Date

All fields are mandatory unless otherwise stated.

WABCO START-UP LOG

System	Trailer EBS-E	WABCO part number	480 102 084 0
Production date	2017-07-14	Serial number	437003913700E
Serial number (modulator)	000000002827		
Fingerprint Customer EOL / Customer Development / Flash Program	W503643 / 2017-11-08 ; 00000000 / 0000-00-00 ; 00000000 / 0000-00-00		

WABCO		TRAILER EBS-E		• GGVS/ADR TUEH TB 2007 - 019.00 AT0185											
HERSTELLER MANUFACTURER CONSTRUCTEUR	DOMETT TRAILERS			GIO	Pin1	Pin3	Pin4								
TYP TYPE	5AFT CURTAINSIDE			1	24V-O1	---	---								
VEHICLE IDENT. NUMBER CHASSIS NUMBER NUMERO DE CHASSIS	7A9E35016H1023650			2	---	---	---								
BREMSEBERECHNUNG NR. BRAKE CALCULATION NO. CALCUL DE FREINAGE NO.	TP51645A			3	ALS2	ALS2	---								
POLRADZAHNZAHL c-d e-f POLE WHEEL TEETH c-d e-f DENTS ROUE DENTEE c-d e-f	100	100	ABS-System ABS-System Système ABS	4	---	---	---								
			4S/3M	5	DIAG	DIAG	DIAG								
RSS RSS RSS	Einfachbereifung Single Tire Monte simple		Lenkachse Steering axle Essieu vireur	6	---	---	---								
	Zwillingsbereifung Twin Tire Monte jumelée	X	Kippkritisches Fahrzeug Critical Trailer Véhicule critique	7	---	---	---								
Subsystems	SB	I/O	24N												
ACHSE AXLE ESSIEU	pm (bar)	6.5	pm (bar)	0.6	2.0	---	6.5	TR (daN)	1.0	Pz					
1	1650	0.9	2.3	8000	5.1	0.4	1.4	---	6.4	-	20	65	69	516	4797
2	1650	0.9	2.3	8000	5.1	0.4	1.4	---	6.4	-	20	65	69	516	4797
3	1150	0.6	1.4	6400	4.0	0.3	1.6	---	4.2	-	14 / 16	64	69	497	2560
4	1150	0.6	1.4	6400	4.0	0.3	1.6	---	4.2	-	14 / 16	64	69	497	2560
5	1150	0.6	1.4	6400	4.0	0.3	1.6	---	4.2	-	14	64	69	497	2560

TEBS-E

Diagnostic memory	OK	Warning lamp control	OK
Parameter setting	carried out	Stop light supply	OK
EBS pressure test	OK	Lifting axle test	Not tested
Redundancy test	OK	ECAS height sensor calibration	Not tested
ABS sensor assignment	OK	Height sensor axle load	Not tested
RTR test	Not tested	Leak test	Not tested
Immobilizer test	Not tested	Signal outputs	Not tested
Signal inputs	Not tested	Tag axle test	Not tested

Electronic Extension Module

Diagnostic memory	Not tested	Signal outputs	Not tested
TailGUARDlight	Not tested	TailGUARD	Not tested

Manufacturer	DOMETT TRAILERS	Vehicle ident. no	7A9E35016H1023650
Vehicle type	5AFT CURTAINSIDE	Odometer reading	0.0 km
next Service	0 km	Trip reading	0.0 km
Tester	Chris Clarke		
Date	2017-11-08 11:46:23 a.m.		

trailer (full, semi-, centre-axle) with air brake system acc. to UN/ECE-R.13.11

distribution: DOMETT TRAILERS
 7A9E35016H1023650
 SODC: JH171020
 LT400: CJC 618154

please note!

This brake calculation is made under consideration of
 -the legal prescriptions mentioned above in the version valid at the time of making the program (V6.14.04.20).
 -the functional characteristics of our products as well as the data of the brake out of the test approvals of the axle manufacturers, and
 -the other vehicle data included in the brake calculation.
 Please check whether these data correspond to the actual vehicle data.
 Our conditions of delivery apply (particularly section 9.0).
 In any case we commend to do a braking harmonisation!
 WABCOBrake V6.14.04.20 db 20.04.2016

vehicle manufacturer: DOMETT TRAILERS
 trailer model : 5AFT CURTAINSIDE
 trailer type : 5-axle-full-trailer
 remarks : air / hydraulic / VA suspension
 WABCO TRAILER - EBS E
 TRISTOP 3+4: T.14/24 [TSE1416HTLD64 ACTUALLY FITTED -
 SEE PAGE 7 FOR PERFORMANCE DATA]
 265/70 R 19,5

axle 1 + 2 + 3 + 4 + 5 : HENDRICKSON, SBW 1937, AT0185,

		unladen	laden
total mass	P in kg	6750	35200
axle 1	P1 in kg	1650	8000
axle 2	P2 in kg	1650	8000
axle 3	P3 in kg	1150	6400
axle 4	P4 in kg	1150	6400
axle 5	P5 in kg	1150	6400
wheel base	E in mm	5300 - 5300	
centre of gravity height	h in mm	1000	1900

	axle 1	axle 2	axle 3	axle 4	axle 5
no. of combined axles	1	1	1	1	1
no. of brake chambers per axle line	2	2	2	2	2
The power output corresponds to	BZ 122.1	BZ 122.1	BZ 119.6	BZ 119.6	BZ 122.1
brake chamber manufacturer	Meritor	Meritor	Meritor	Meritor	Meritor
chamber size	20.	20.	T.14/24	T.14/24	14.
lever length	69	69	69	69	69
brake factor	23.49	23.49	23.49	23.49	23.49
dyn. rolling radius	421	421	421	421	421
dyn. rolling radius	421	421	421	421	421
threshold torque	6.0	6.0	6.0	6.0	6.0

calculation:	axle 1	axle 2	axle 3	axle 4	axle 5
chamber pressure(rdyn min)pH at z=22,5%bar	2.2	2.2	2.0	2.0	2.0
chamber pressure(rdyn max)pH at z=22,5%bar	2.2	2.2	2.0	2.0	2.0
chamber press.(servo)pcha at pm6,5bar bar	6.4	6.4	4.2	4.2	4.2
piston force ThA at pm6,5bar N	7441	7441	3984	3984	3984
brake force(rdyn min)T lad. at pm6,5bar N	57474	57474	30673	30673	30673
brake force(rdyn max)T lad. at pm6,5bar N	57474	57474	30673	30673	30673
brake force within 1 % rolling friction proportion %	22.3	22.3	18.5	18.5	18.5

braking rate z laden 0.599 for rdyn min
 z = sum (TR)/PRmax 0.599 for rdyn max

Trailer may only be operated in combination with trucks/tractors with ISO 7638 supply (5 or 7 polar).

brake diagram :

maximum pressure: 8.5 bar

axle 1:

valve 1: 971 002 ... 0 WABCO
 EBS emergency valve

valve 2: 480 207 0.. 0 WABCO or 480 207 2.. 0
 EBS relay valve

brake cylinder: Meritor 20HSCLD65

axle 2:

valve 1: 971 002 ... 0. WABCO
 EBS emergency valve

valve 2: 480 207 0.. 0 WABCO or 480 207 2.. 0
 EBS relay valve

brake cylinder: Meritor 20HSCLD65

axle 3:

valve 1: 971 002 ... 0 WABCO
 EBS emergency valve

valve 2: 480 102 ... 0 WABCO
 EBS trailer modulator

brake cylinder: Meritor 1424HTLD64

axle 4:

valve 1: 971 002 ... 0 WABCO
 EBS emergency valve

valve 2: 480 102 ... 0 WABCO
 EBS trailer modulator

brake cylinder: Meritor 1424HTLD64

axle 5:

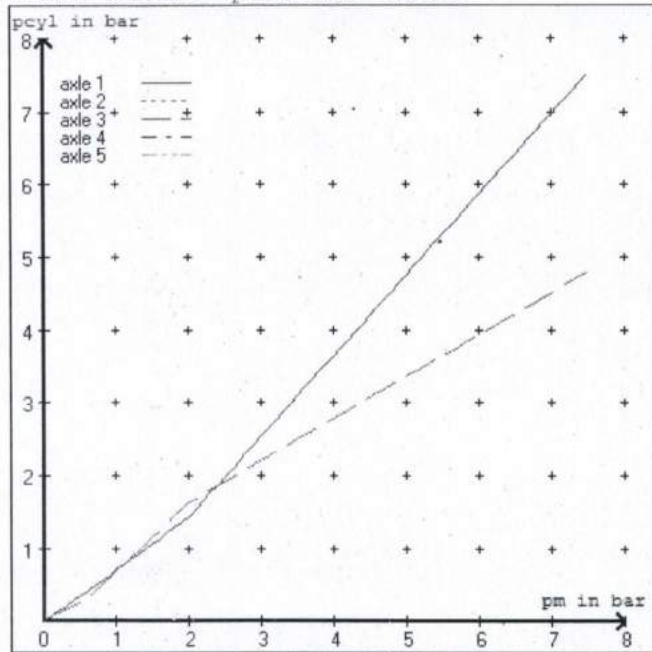
valve 1: 971 002 ... 0 WABCO
 EBS emergency valve

valve 2: 480 102 ... 0 WABCO
 EBS trailer modulator

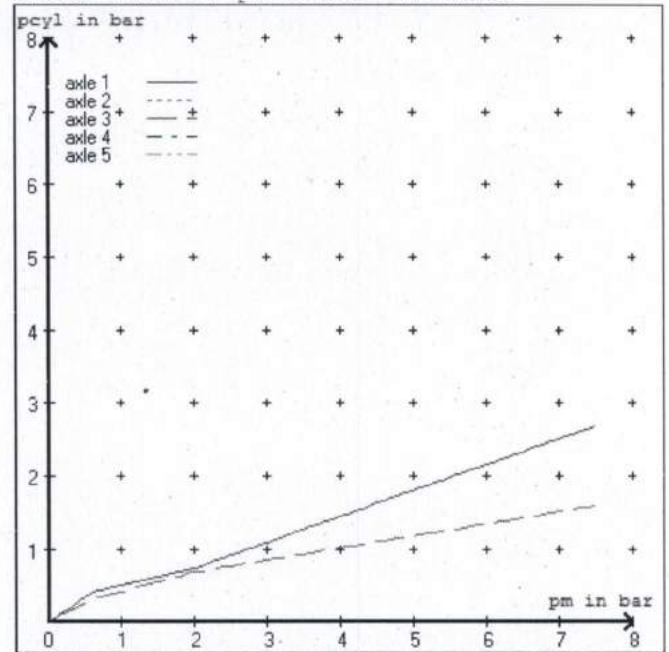
brake cylinder: Meritor 14HSCLD64

test type III (zIII = 0.30)	for rdyn min :	axle1	axle2	axle3	axle4	axle5	
at pm 3.5 bar =>	pcha in bar :	3.1	3.1	2.5	2.5	2.5	
test type III (zIII = 0.06)	for rdyn min :	axle1	axle2	axle3	axle4	axle5	
at pm 1.1 bar =>	pcha in bar :	0.8	0.8	0.8	0.8	0.8	

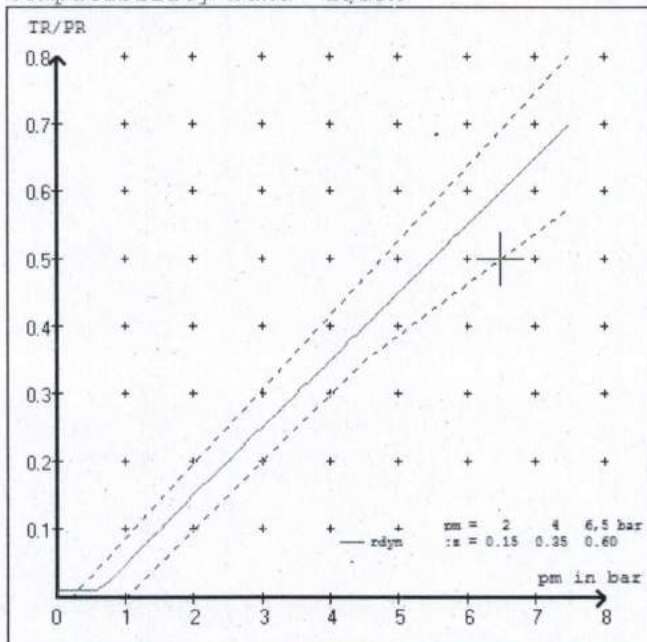
brake chamber pressure laden



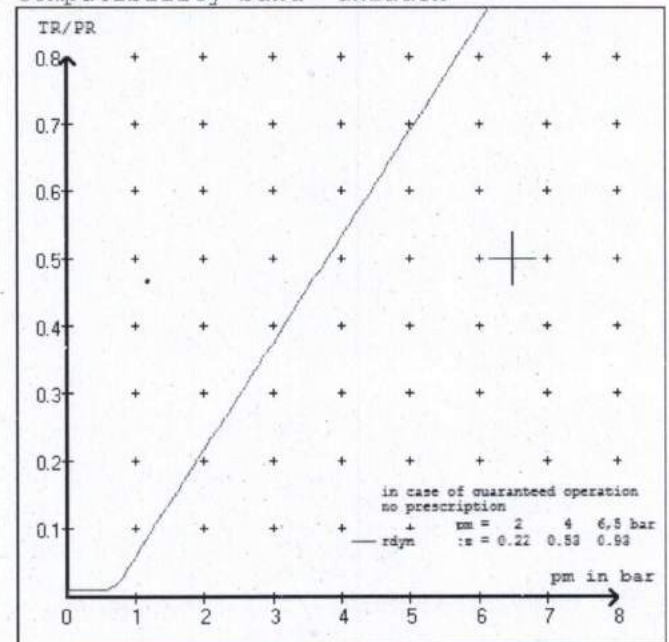
brake chamber pressure unladen



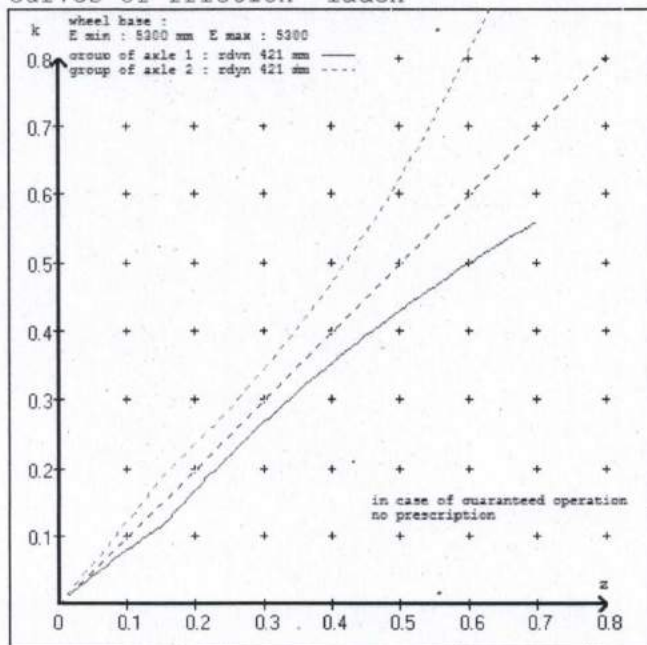
compatibility band laden



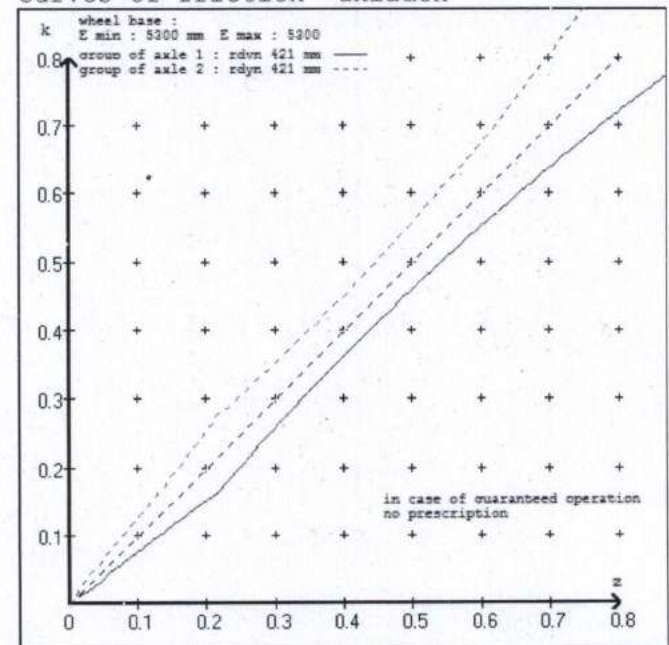
compatibility band unladen



curves of friction laden



curves of friction unladen



vehicle manufacturer: DOMETT TRAILERS
 trailer model : 5AFT CURTAINSIDE
 trailer type : 5-axle-full-trailer

brake chamber and lever length :

axle 1 : 2 x type/diameter 20. (Meritor) lever length 69 mm
 axle 2 : 2 x type/diameter 20. (Meritor) lever length 69 mm
 axle 3 : 2 x type/diameter T.14/24 (Meritor) lever length 69 mm
 axle 4 : 2 x type/diameter T.14/24 (Meritor) lever length 69 mm
 axle 5 : 2 x type/diameter 14. (Meritor) lever length 69 mm

brake diagram :

valve :
 971 002 ... 0 WABCO EBS emergency valve
 480 207 0.. 0 WABCO EBS relay valve or 480 207 2.. 0
 480 102 ... 0 WABCO EBS trailer modulator

EBS input data

vehicle manufacturer: DOMETT TRAILERS
 trailer model : 5AFT CURTAINSIDE
 trailer type : 5-axle-full-trailer
 brake calculation no. : TP 51645A

tire circumference main axle : 2650 for rdyn max
 tire circumference auxiliary axle : 2650 for rdyn max

assignment pm / deceleration z: pm 0.6 bar z = 0.010
 (laden condition) 2.0 bar z = 0.150
 6.5 bar z = 0.600

control pressure pm		6,5	control pressure pm		0.6	2.0	6.5	
axle	axle load unladen	bellow pr. unladen	brake pr. unladen	axle load laden	bellow pr. laden	brake pr. laden		
1	1650	to be	2.3	8000	to be	0.4	1.4	6.4
2	1650	entered by the vehicle manufact.	2.3	8000	entered by the vehicle manufact.	0.4	1.4	6.4
3	1150		1.4	6400		0.3	1.6	4.2
4	1150		1.4	6400		0.3	1.6	4.2
5	1150		1.4	6400		0.3	1.6	4.2

The unladen values indicated in the above table are values for the basic parameter set. Higher unladen axle loads and liftaxles are automatically recognized and do not require separate adjustment. The above unladen axle loads must not be fallen below.

axle 1	axle 2	axle 3	axle 4	axle 5
axle load pcy1	axle load pcy1	axle load pcy1	axle load pcy1	axle load pcy1
1650 2.3	1650 2.3	1150 1.4	1150 1.4	1150 1.4
2150 2.6	2150 2.6	1650 1.7	1650 1.7	1650 1.7
2650 2.9	2650 2.9	2150 1.9	2150 1.9	2150 1.9
3150 3.3	3150 3.3	2650 2.2	2650 2.2	2650 2.2
3650 3.6	3650 3.6	3150 2.5	3150 2.5	3150 2.5
4150 3.9	4150 3.9	3650 2.7	3650 2.7	3650 2.7
4650 4.2	4650 4.2	4150 3.0	4150 3.0	4150 3.0
5150 4.6	5150 4.6	4650 3.3	4650 3.3	4650 3.3
8000 6.4	8000 6.4	6400 4.2	6400 4.2	6400 4.2

data sheet to ECE vehicle type-approval certificate concerning braking equipment: according to ECE R13 annex 11

axle 1 : reference axle: HENDRICKSONSBW 1937	brake lining: WABCO 230
test report : AT0185	date : 02.03.2017
axle 2 : reference axle: HENDRICKSONSBW 1937	brake lining: WABCO 230
test report : AT0185	date : 02.03.2017
axle 3 : reference axle: HENDRICKSONSBW 1937	brake lining: WABCO 230
test report : AT0185	date : 02.03.2017
axle 4 : reference axle: HENDRICKSONSBW 1937	brake lining: WABCO 230
test report : AT0185	date : 02.03.2017
axle 5 : reference axle: HENDRICKSONSBW 1937	brake lining: WABCO 230
test report : AT0185	date : 02.03.2017

calc. verif. of residual (hot) braking force type III
(item 4.2.1 of appendix 2 to annex 11)

axle 1	(rdyn 421 mm)	T = 25.8 % Fe
axle 2	(rdyn 421 mm)	T = 25.8 % Fe
axle 3	(rdyn 421 mm)	T = 17.3 % Fe
axle 4	(rdyn 421 mm)	T = 17.3 % Fe
axle 5	(rdyn 421 mm)	T = 17.3 % Fe

calculated actuator stroke in mm
(item 4.3.1.1 of appendix 2 to annex 11)

axle 1	(sp = 58 mm)	s = 48 mm
axle 2	(sp = 58 mm)	s = 48 mm
axle 3	(sp = 56 mm)	s = 48 mm
axle 4	(sp = 56 mm)	s = 48 mm
axle 5	(sp = 56 mm)	s = 48 mm

average thrust output in N at pm = 6,5 bar (however max. pcha = 7,0 bar)

axle1	ThA = 7441 N
axle2	ThA = 7441 N
axle3	ThA = 3984 N
axle4	ThA = 3984 N
axle5	ThA = 3984 N

calc. residual (hot) braking force in N
(item 4.3.1.4 of appendix 2 to annex 11)

axle 1	(rdyn 421 mm)	T = 45944 N
axle 2	(rdyn 421 mm)	T = 45944 N
axle 3	(rdyn 421 mm)	T = 24566 N
axle 4	(rdyn 421 mm)	T = 24566 N
axle 5	(rdyn 421 mm)	T = 24566 N

basic test	type III
of subject	(calculated)
trailer (E)	residual
	(hot)braking
	0.48

braking rate of the vehicle
(item 4.3.2 to appendix 2 to annex 11)

0.60

required braking rate
(items 1.5.3 and 1.7.2 to annex 11)

>= 0,4 and
>= 0,6*E (0.36)

axle 1	(rdyn 421 mm)	T = 45944 N
axle 2	(rdyn 421 mm)	T = 45944 N
axle 3	(rdyn 421 mm)	T = 24566 N
axle 4	(rdyn 421 mm)	T = 24566 N
axle 5	(rdyn 421 mm)	T = 24566 N

basic test	type III
of subject	(calculated)
trailer (E)	residual
	(hot)braking
	0.48

braking rate of the vehicle
(item 4.3.2 to appendix 2 to annex 11)

0.60

required braking rate
(items 1.5.3 and 1.7.2 to annex 11)

>= 0,4 and
>= 0,6*E (0.36)

spring parking brake

		<u>axle 3</u>	<u>axle 4</u>
no of TRISTOP-actuators per axle line KDZ		2	2
TRISTOP-actuator type		T.14/16	T.14/16
lever length	lBh in mm	69	69
stat. tyre radius	rstat max in mm	401	401
at a stroke of	s in mm	30	30
min. force of spring brake	TFZ in N	6200	6200
sp.brake chamber no Meritor.....		4	4
release pressure	pLs in bar	4.5	4.5

calculation:

ratio until road		4.0466	4.0466
iFb = lBh*Eta*C*rBt/(rBn*rstat)			
	for rstat in mm	401	401
brake force of spring br. Tf in N		49151	49151
Tf = (TFZ*KDZ-2*Co/lBh)*iFb			
braking rate	zf laden	0.295	
zf = sum (Tf)/P + 0,01			

Test of the frictional connection required by the parking brake

minimum wheelbase/minimum supporting width min Ef necessary to fulfil the regulations

$$\min Ef = E * (1 - PR/P + zferf * h/E) / (1 - zferf / (fzul * nf/ng))$$

$$\min Ef = 4153 \text{ mm} \quad \text{for } E = 5300 \text{ mm}$$

$$\min Ef = 4153 \text{ mm} \quad \text{for } E = 5300 \text{ mm}$$

min Ef = minimum distance between front axle(s) (trailer) or support (semitraile) and the rear axle(s) (resultant of the bogie)

E = wheel base

fzul = 0.80 maximum permissible frictional connection required

zferf = 0.18 maximum required braking ratio of the parking brake

h = 1900 mm height of center of gravity - laden

PR = 19200 kg maximum bogie mass - laden

P = 35200 kg maximum total mass - laden

nf = 2 no. of axle(s) with TRISTOP spring brake actuators

ng = 3 no. of bogie axle(s)

axle manufacturer	axle 1 + 2 + 3 + 4 + 5
type of brake	HENDRICKSON
type of axle	SBW 1937
	SBW 1937
	AT0185

test report of characteristic value

adm. stat. axle load	Pstat in kg	9000
tested axle load	Pe in kg	10200
max. adm. tyre radius	Rezul in mm	999
adm. cam. torque (6,5 bar)	Czul in Nm	640
lining area per brake	AB in cm ²	292
no. of brake cylinder	-	2
brakefactor (SB) Bf	-	23.49
brakefactor (PB) Bf	-	23.49
threshold torque (Co,dec)	Mo in Nm	6

date	02.03.2017	
brake lining	WABCO 230	
cam torque	Ce in Nm	638
brake force	TeIII in daN	4649
stroke	seIII in mm	48
tested tyre radius	Re in mm	520
tested lever length	le in mm	69
threshold torque (Co,e)	in Nm	5

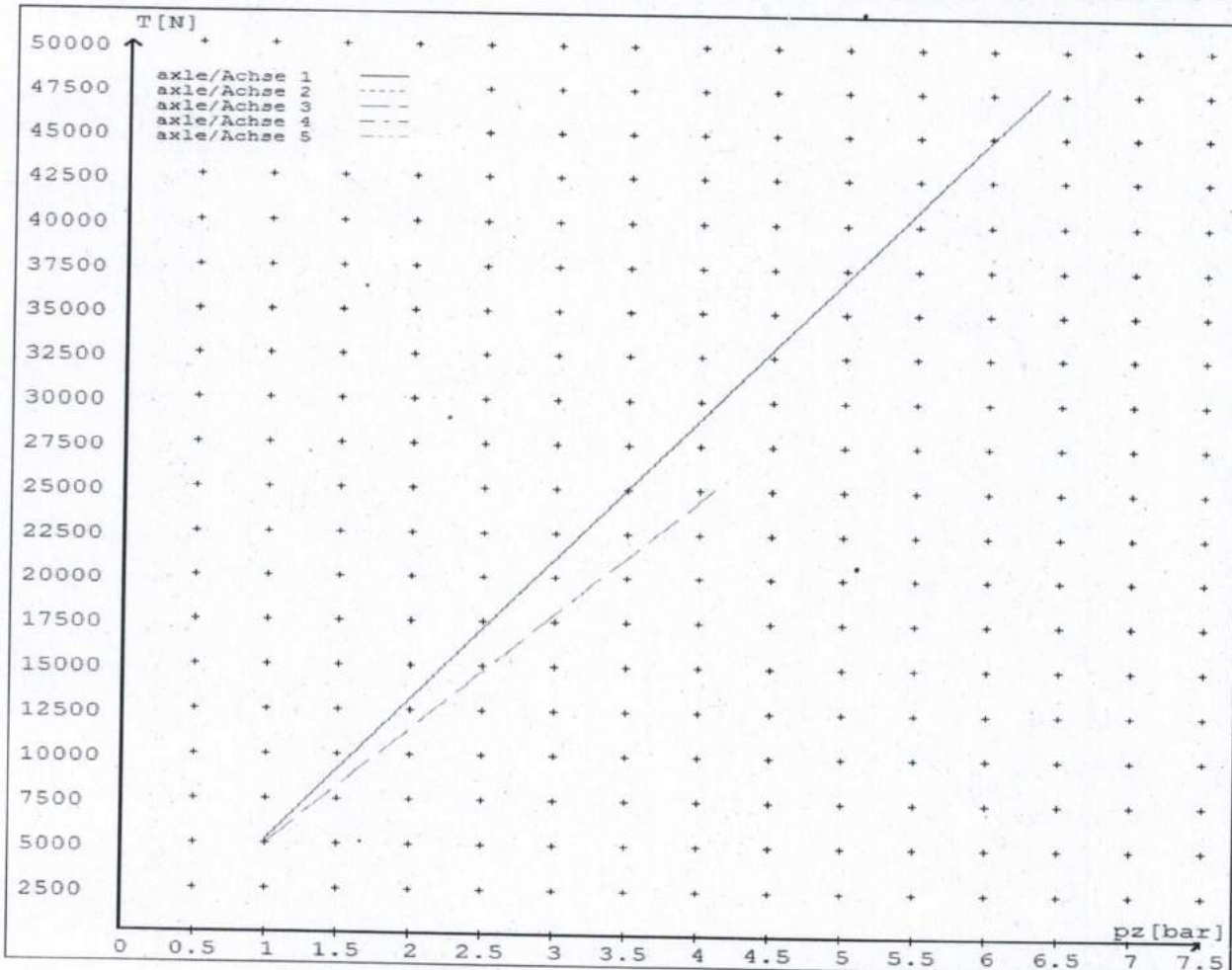
reference values

reference values for z = 50% for max rdyn: 421 mm

	pz [bar]	T [N]	T [N]
axle 1	1.0	5167	
	6.4	47975	
axle 2	1.0	5167	
	6.4	47975	
axle 3	1.0		4971
	4.2		25603
axle 4	1.0		4971
	4.2		25603
axle 5	1.0		4971
	4.2		25603

VIN - no.:

	Axle(s) / Achse(n)				
	20./	20./	T.14/24	T.14/24	14./
brake cylinder type (service / parking) Bremszylinder Typ (Betrieb / Fest)					
Maximum stroke smax = ...mm maximaler Hub smax =mm	65	65	64	64	64
Lever length =mm Hebellänge =mm	69.08	69.08	69.08	69.08	69.08



reference values for $z = 0.5$

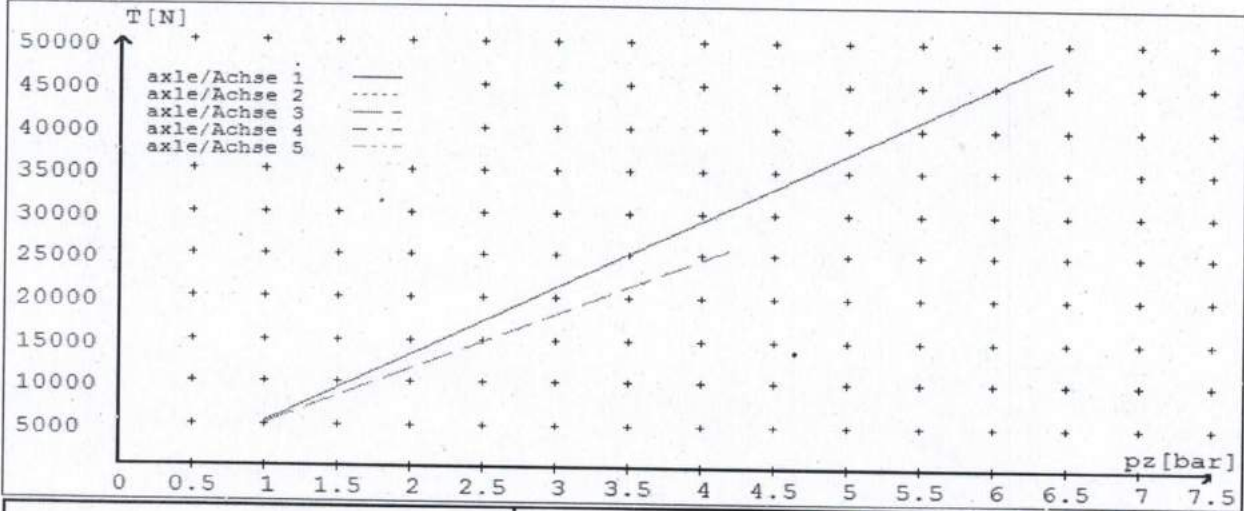
Angabe der Referenzwerte für $z = 0.5$

for max rdyn: 421 mm

für max rdyn: 421 mm

brake calculation no: TP 51645A date 01.09.2017

Bremsberechnung Nr: TP 51645A vom 01.09.2017



	Axle(s) / Achse(n)				
brake cylinder type (service / parking) Bremszylinder Typ (Betrieb / Fest)	20./	20./	T.14/24	T.14/24	14./
Maximum stroke $s_{max} = \dots$ mm maximaler Hub $s_{max} = \dots$ mm	65	65	64	64	64
Lever length = \dots mm Hebellänge = \dots mm	69.08	69.08	69.08	69.08	69.08

NOTICE TO VEHICLE OPERATOR

THIS VEHICLE HAS A BRAKE SYSTEM WHICH HAS BEEN DESIGNED AND FITTED IN ACCORDANCE WITH THE LAND TRANSPORT HEAVY VEHICLE BRAKE RULE 32015/4.

IF THIS VEHICLE IS OPERATED IN CONJUNCTION WITH NON-CERTIFIED VEHICLES, THERE MAY BE OPERATIONAL FACTORS WHICH NEED TO BE TAKEN INTO CONSIDERATION.

PLEASE REFER TO THE CERTIFIER FOR FURTHER INFORMATION.

**EXCERPT FROM LAND TRANSPORT RULE; HEAVY-VEHICLE BRAKES
RULE 32015/4. SECTION 10,**

10.1 RESPONSIBILITIES OF OPERATORS

A person who operates a vehicle must ensure that the vehicle complies with this rule.

10.2 RESPONSIBILITIES OF REPAIRERS

A person who repairs or adjusts a brake must ensure that the repair or adjustment:

- a) does not prevent the vehicle from complying with this rule;
- b) complies with Land Transport Rule: Vehicle Repair 1998.

10.3 RESPONSIBILITIES OF MODIFIERS

A person who modifies a vehicle so as to affect the braking performance of the vehicle must:

- a) ensure that the modification does not prevent the vehicle from complying with this Rule; and
- b) notify the operator that the vehicle must be inspected and, if necessary, certified by person or organisation appointed to carry out specialist inspection and certification of heavy vehicle brakes.

IF YOU ARE UNSURE ABOUT YOUR RESPONSIBILITIES, PLEASE CONTACT THE VEHICLE MANUFACTURER, OR MYSELF.

COMPLAINTS. Complaints and Warranty issues which relate to Brake Certification will be acknowledged within 7 working days and a resolution proposed within 25 working days. Resolution of complaints and Warranty issues is subject to Transpecs Warranty policy. Customers have the right to appeal to the New Zealand Transport Authority if dissatisfied with a Compliance issue. (Refer NZTA Deed Of Appointment Para 47.4) NZTA Helpdesk 0800 699 000

(p.p.).....
(J.Hirst (JEH) HVEK)

NOTICE TO VEHICLE OPERATOR

This trailer is equipped with an Electronic Brake System.

To comply with the New Zealand Heavy Vehicle Brake Rule 32015/4, it must be used only in conjunction with a truck/tractor equipped with a 5 or 7 pin ABS/EBS power supply socket.


Failure to connect to such supply invalidates Brake Rule compliance.

The trailer ABS/EBS warning light on the towing vehicle dashboard must illuminate when the ignition is switched on and extinguish when the vehicle is in motion.

If the light does not illuminate when ignition is switched on, the system must be checked. If the light remains illuminated when the vehicle is in motion, Brake Rule compliance is compromised. Repairs must be made as soon as possible.

If you are unsure of your responsibilities and/or obligations, please contact either the vehicle manufacturer or myself.

(p.p.)
J E Hirst
(JEH HVEK)
(09 980 7300)



**HEAVY VEHICLE BRAKE RULE
32015/4 WORKSHEET
(PROCEDURE DOCUMENTATION SHEET-PDS)
&
CONFIRMATION OF COMPLIANCE**

CERTIFICATE NO. JH171020

CUSTOMER NAME DOMETT TRAILERS LTD

CUSTOMER ORDER NO. 4908 DATE RECEIVED 30-Nov-17

VEHICLE TYPE TIPPER

VIN/ CHASSIS NO. 7A9E35016H1023650

BRIEF SPECIFICATION AS CERTIFIED TO SCHEDULE 5

<u>BRAKE VALVES</u>	<u>MAKE</u>	<u>TYPE</u>
PRIMARY RELAY	WABCO	480 102 08. 0
SECONDARY RELAY	WABCO	480 207 202 0
YARD RELEASE VALVE	WABCO	971 002 900 0
PARK BRAKE VALVE	WABCO	971 002 900 0
<u>SUSP. VALVES [WABCO]</u>	<u>FRONT</u>	<u>REAR</u>
CONTROL	441 044 101 0	N/A
DISTANCE SENSOR	464 008 011 0	464 008 011 0

OTHER VALVES:

MAKE:	<u>WABCO</u>	TYPE:	<u>461 513 002 0</u>	SETTING:	<u>5.5 Bar</u>
MAKE:	<u>WABCO</u>	TYPE:	<u>446 192 110 0</u>	SETTING:	<u>SMARTBOARD</u>
MAKE:	<u> </u>	TYPE:	<u> </u>	SETTING:	<u> </u>
MAKE:	<u> </u>	TYPE:	<u> </u>	SETTING:	<u> </u>

BRAKE CHAMBERS:**AXLE 1 & 2****AXLE 3 & 4****AXLE 5****MAKE**

TSE

TSE

TSE

SIZE

20HSCLD65

1416HTLD64

14HSCLD64

MAX STROKE (mm)

65

64

64

SLACK LENGTH (mm)

69

69

69

DRUM TYPE:

N/A

N/A

N/A

OR**BRAKE CALIPER:**

SBW1937

SBW1937

SBW1937

FRICION MATERIAL: OEM AFTERMARKET**LINING BRAND****AXLE 1 & 2****AXLE 3 & 4****AXLE 5**

WABCO 230

WABCO 230

WABCO 230

OTHERS:**TYRES:****FRONT****REAR**

265 70 R 19.5

265 70 R 19.5

BRAKE CALCULATION #:

TP51645

COMMENTS:

EBS, SPECIAL CONDITIONS APPLY. SEE INSTRUCTIONS ON LT400 #

SALES ORDER #:

SO909180

PROCESS TIME:

1 HOUR


TRAILERS EQUIPPED WITH PREV: THE PARK BRAKE PERFORMANCE MUST BE**MEASURED BY PULLING THE RED ACTUATION KNOB ON THE PREV VALVE WHEN****THE AXLES - EQUIPPED WITH SPRING BRAKES - ARE IN THE BRAKE ROLLERS. THE****PARK BRAKE IN THE CAB MUST NOT BE APPLIED.****NOTES:****CHAMBERS & PARK BRAKE PERFORMANCE:**REFER TO BRAKE CALCULATION TP51645: $z = 0.295 @ 98302 (N)$ FRONT FRICTION (μ) = 0.5

CONFORMATION OF COMPLIANCE

I CONFIRM THAT THE VEHICLE IDENTIFIED IN PAGES 1 AND 2 OF THIS CONFORMATION OF COMPLIANCE COMPLIES WITH ALL RELEVANT REQUIREMENTS OF THE CURRENT NEW ZEALAND HEAVY VEHICLE BRAKE RULE 32015/4, SCHEDULE 5.

DATE: 30-Nov-17

SIGNED: (pp)



NAME & ID: J HIRST (JEH)

PHONE (BUS): 09 980 7300

FAX (BUS) 09 980 7306

POSTAL ADDRESS:

TRANSPORT SPECIALTIES LTD
PO BOX 98-971;
MANUKAU CITY,
MANUKAU 2241

POSITION: BRAKE CERTIFIER HVEK

I CONFIRM THE BRAKE SYSTEM OF THE VEHICLE IDENTIFIED IN PAGE 1 OF THIS STATEMENT OF COMPLIANCE AS MODIFIED BY MYSELF, CONTINUES TO COMPLY WITH ALL THE RELIVANT REQUIREMENTS OF THE CURRENT NEW ZEALAND HEAVY BRAKE RULE 32015/4 SCHEDULE 5.

DATE:

SIGNED:

NAME:

CERTIFIERS ID:

POSITION:

PHONE (BUS):

FAX (BUS):

COMMENTS:
