



WHEEL ALIGNMENT SHEET

CUSTOMER: Booths Transport

JOB #: 4848

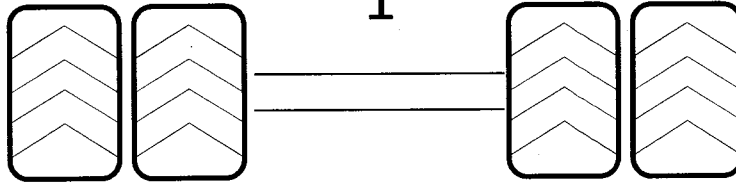
VIN #: 7A9E20017H1023615

DATE: 6.7.17

NAME: Ama

SIGN: [Signature]

BEFORE 25

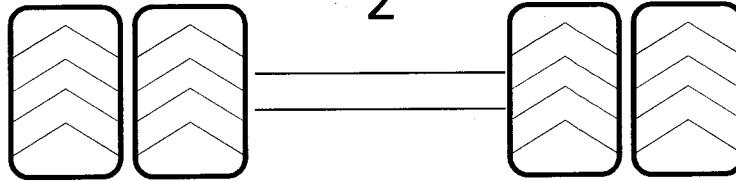


26 1/2 BEFORE

ADJUSTED 25 3/4

25 3/4 ADJUSTED

BEFORE 25

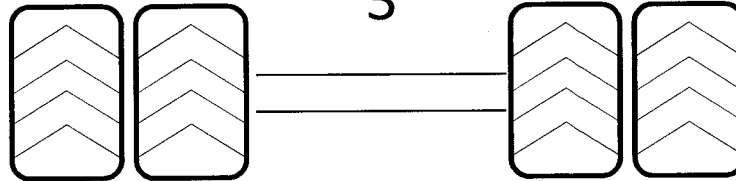


26 3/4 BEFORE

ADJUSTED 25 3/4 +

25 3/4 + ADJUSTED

BEFORE 0-

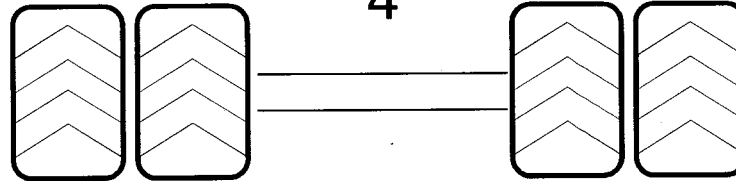


+5 1/4 BEFORE

ADJUSTED +2 1/2

+2 1/2 ADJUSTED

BEFORE +1

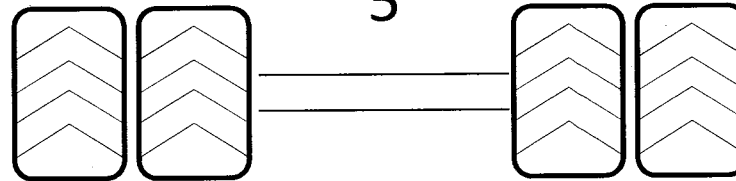


+3 1/4 + BEFORE

ADJUSTED +2 1/4

+2 1/4 ADJUSTED

BEFORE +13



-9- BEFORE

ADJUSTED +2 3/4

+2 3/4 ADJUSTED