



WHEEL ALIGNMENT SHEET

CUSTOMER: Fonterra

JOB #: A725

VIN #: 7A9E100XH1023577

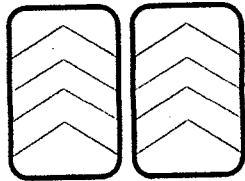
DATE: 5.5.17

NAME: Ama.

SIGN: [Signature]

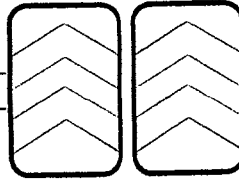
BEFORE 28

ADJUSTED 25 1/2



1

1116 274 0041

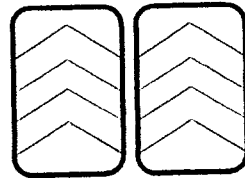


BEFORE 23

ADJUSTED 25 1/2

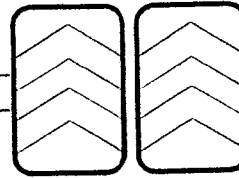
BEFORE 23 3/4

ADJUSTED 25 3/4



2

1116 200 0004

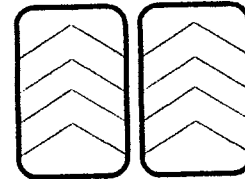


BEFORE 27 1/2

ADJUSTED 25 3/4

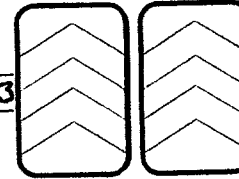
BEFORE -1/4 +

ADJUSTED 0



3

1116 274 0053

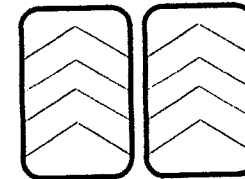


BEFORE +0 +

ADJUSTED 0

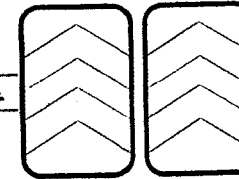
BEFORE -2 1/4

ADJUSTED -0 1/4



4

1116 274 0054

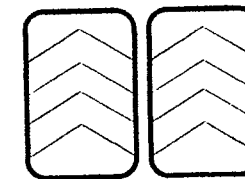


BEFORE +1 3/4

ADJUSTED -0 1/4

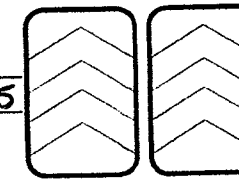
BEFORE +2 1/4

ADJUSTED -0 1/2



5

1116 274 0045



BEFORE -3

ADJUSTED -0 1/2