



WHEEL ALIGNMENT SHEET

CUSTOMER: NZL Group

JOB #: 4706

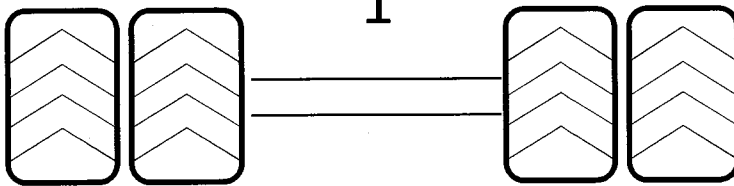
VIN #: 7A9E20011G1023558

DATE: 26/1/17

NAME: Scott

SIGN: [Signature]

BEFORE 28 1/2

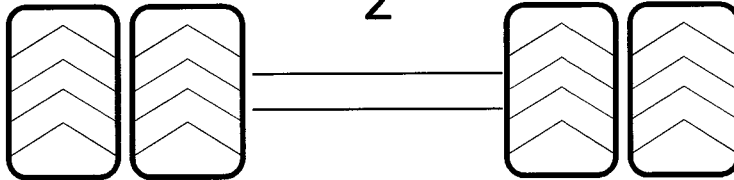


25 1/2 BEFORE

ADJUSTED 27-

27 ADJUSTED

BEFORE 27 1/2

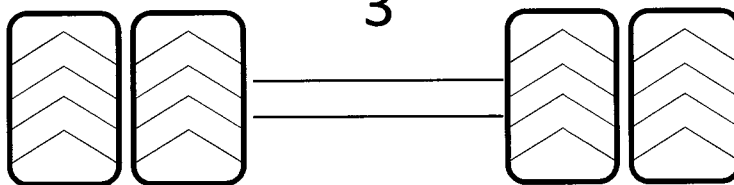


27 1/4+ BEFORE

ADJUSTED 27 1/2-

27 1/4+ ADJUSTED

BEFORE -3 1/4

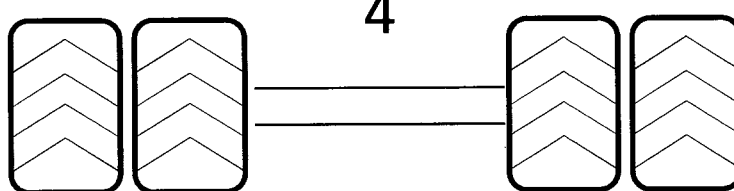


0 BEFORE

ADJUSTED -1 1/2+

-1 1/2 ADJUSTED

BEFORE -4 1/4+

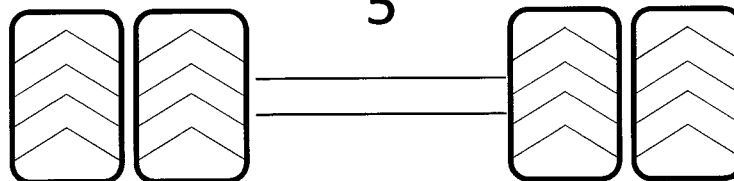


0 BEFORE

ADJUSTED -2-

-2 ADJUSTED

BEFORE -9



+7 1/4 BEFORE

ADJUSTED -1

-1 ADJUSTED