

Heavy vehicle specialist certificate

Must be presented to a CoF (heavy) inspecting organisation
Heavy vehicle specialist inspector and inspecting organisation

Heavy vehicle specialist inspector's or manufacturing inspecting organisation's name (PRINT IN CAPS) ID
CHRIS CLARKE CJC

Vehicle registration (optional) VIN/chassis number
7A9E20014G1023540

Make **DOMETT TRAILERS** Component being certified: Chassis Load anchorage
 Model (optional) Log bolsters Towing connection Brakes
 Certification category **HVEK** SRT PSV stability PSV rollover
 Swept path PBS

Description of work
CERTIFY TO SCHEDULE 5 OF LTR 32015/3

Code/standard/rule certified to Component load rating(s)
LTR 32015/3 **30 Tonnes GVM**
(35 Tonnes (Group ratings))
 General drawing number(s)
N/A

Supporting documents
BRAKE CODE CERTIFICATE JH160924
BRAKE CALCULATION # TP51506

Special conditions (optional)
WARNING LAMP MUST ILLUMINATE WHEN IGNITION IS SWITCHED ON & THEN EXTINGUISH IMMEDIATELY OR WHEN VEHICLE SPEED EXCEEDS 7 KPH

Certification expiry date (if applicable) or Hubodometer reading (whichever comes first)
N/A

Declaration

I the undersigned, declare that I am the heavy vehicle specialist inspector identified and I hold a current valid appointment. I certify that the above mentioned vehicle component's design, manufacture and installation, and this certification complies in all respects with the Land Transport Rule: Vehicle Standards Compliance 2002 and my appointment. To the best of my knowledge the information contained in the certificate is true and correct.

Designer's ID (if different from inspector below)
 Inspector's signature
 Inspector's name (PRINT IN CAPS) ID number
CHRIS CLARKE **CJC**
 Date **4-Nov-16** Number
570824

CoF vehicle inspector ID CoF vehicle inspector signature Date

All fields are mandatory unless otherwise stated.

WABCO

START-UP PROTOCOL

System	Trailer EBS-E	WABCO part number	480 102 084 0
Production date	2016-05-13	Serial number	437002394300L
Serial number (modulator)	000000000860		
Fingerprint Customer EOL / Customer Development / Flash Program	W503643 / 2016-11-04 ; 00000000 / 0000-00-00 ; 00000000 / 0000-00-00		

WABCO		TRAILER EBS-E		GGVS/ADR TUEH TB 2007 - 019.00 TDB0749											
HERSTELLER MANUFACTURER CONSTRUCTEUR	DOMETT TRAILERS			GIO	Pin1	Pin3	Pin4								
TYP TYPE TYPE	5AFT CURTAINSIDE			1	24V-O1	---	---								
FAHRZEUG IDENTNR. CHASSIS NUMBER NUMERO DE CHASSIS	7A9E20014G1023540			2	---	---	---								
BREMSBERECHNUNGS-NR. BRAKE CALCULATION NO. CALCUL DE FREINAGE NO.	TP51506A			3	ALS2	ALS2	---								
POLRADZÄHNEZAHN c-d e-f POLE WHEEL TEETH c-d e-f DENTS ROUE DENTEE c-d e-f	90	90	ABS-System ABS system Système ABS	4	---	---	---								
RSS RSS RSS	Einfachbereifung Single Tire Monte simple	Lenkachse Steering axle Essieu vitour	4S/3M	5	DIAG	DIAG	DIAG								
	Zwillingsbereifung Twin Tire Monts jumelée	Kipprühriges Fahrzeug Critical Trailer Véhicule critique		6	---	---	---								
Subsystems	SB	I/O	24N	7	---	---	---								
pm (bar)		6.5	pm (bar)	0.8	2.0	---	6.5								
ACHSE AXLE ESSIEU							pz								
1	1600	0.6	1.7	8000	5.0	0.4	1.4	---	6.0	-	20	65	69	507	4393
2	1600	0.6	1.7	8000	5.0	0.4	1.4	---	6.0	-	20	65	69	507	4393
3	1100	0.3	1.2	6400	4.0	0.3	1.4	---	4.7	-	14 / 16	64	69	488	2827
4	1100	0.3	1.2	6400	4.0	0.3	1.4	---	4.7	-	14 / 16	64	69	488	2827
5	1100	0.3	1.2	6400	4.0	0.3	1.4	---	4.7	-	14	64	69	488	2827

TEBS-E

Diagnostic memory	OK	Warning lamp control	OK
Parameter setting	carried out	Stop light power supply	OK
EBS pressure test	OK	Lifting axle test	Not tested
Redundancy test	OK	ECAS height sensor calibration	Not tested
ABS sensor assignment	OK	Height sensor axle load	Not tested
RTR check	Not tested	Leak test	Not tested
Immobilizer test	Not tested	Signal outputs	Not tested
Signal inputs	Not tested	Tag axle test	Not tested

Electronic Extension Module

Diagnostic memory	Not tested	Signal outputs	Not tested
TailGUARDlight	Not tested	TailGUARD	Not tested

Manufacturer	DOMETT TRAILERS	Vehicle ident. no	7A9E20014G1023540
Vehicle type	5AFT CURTAINSIDE	Odometer reading	0.0 km
next Service	0 km	Trip reading	0.0 km
Tester	Chris Clarke	Signature	
Date	2016-11-04 1:30:05 p.m.		

trailer (full, semi-, centre-axle) with air brake system acc. to UN/ECE-R.13.11

distribution: DOMETT TRAILERS
 7A9E20014G1023540
 SODC: JH160924
 LT400: CJC 570824

please note!

This brake calculation is made under consideration of
 -the legal prescriptions mentioned above in the version valid
 at the time of making the program (V6.14.04.20),
 -the functional characteristics of our products
 as well as the data of the brake out of the test
 approvals of the axle manufacturers, and
 -the other vehicle data included in the brake calculation.
 Please check whether these data correspond to the actual vehicle data.
 Our conditions of delivery apply (particularly section 9.0).
 In any case we commend to do a braking harmonisation!
 WABCO Brake V6.14.04.20 db 20.04.2016

vehicle manufacturer: DOMETT TRAILERS
 trailer model : 5AFT CURTAINSIDE
 trailer type : 5-axle-full-trailer
 remarks : air / hydraulic / VA suspension
 WABCO TRAILER - EBS
 TRISTOP 3+4: T.14/24 [TSE1416HTLD64 ACTUALLY USED -
 SEE PERFORMANCE DATA ON PAGE 7]
 265/70 R 19,5

axle 1 + 2 + 3 + 4 + 5 : SAF, SBW 1937, TDB 0749 ECE,

		unladen.	laden
total mass	P in kg	6500	35200
axle 1	P1 in kg	1600	8000
axle 2	P2 in kg	1600	8000
axle 3	P3 in kg	1100	6400
axle 4	P4 in kg	1100	6400
axle 5	P5 in kg	1100	6400
wheel base	E in mm	7170 - 7170	
centre of gravity height	h in mm	1096	2080

	axle 1	axle 2	axle 3	axle 4	axle 5
no. of combined axles	1	1	1	1	1
no. of brake chambers per axle line	2	2	2	2	2
The power output corresponds to	BZ 122.1	BZ 122.1	BZ 119.6	BZ 119.6	BZ 122.1
brake chamber manufacturer	Meritor	Meritor	Meritor	Meritor	Meritor
chamber size	20.	20.	T.14/24	T.14/24	14.
lever length	69	69	69	69	69
brake factor	23.03	23.03	23.03	23.03	23.03
dyn. rolling radius	421	421	421	421	421
dyn. rolling radius	421	421	421	421	421
threshold torque	6.0	6.0	6.0	6.0	6.0

calculation:

chamber pressure (rdyn min) pH at z=22,5%bar	2.3	2.3	2.0	2.0	2.0
chamber pressure (rdyn max) pH at z=22,5%bar	2.3	2.3	2.0	2.0	2.0
chamber press. (servo) pcha at pm6,5bar	6.0	6.0	4.7	4.7	4.7
piston force	6948	6948	4485	4485	4485
brake force (rdyn min) T lad. at pm6,5bar	52640	52640	33871	33871	33871
brake force (rdyn max) T lad. at pm6,5bar	52640	52640	33871	33871	33871
brake force within 1 % rolling friction proportion	22.3	22.3	18.5	18.5	18.5

braking rate z laden 0.599 for rdyn min
 z = sum (TR)/PRmax 0.599 for rdyn max

Trailer may only be operated in combination with trucks/tractors with ISO 7638 supply (5 or 7 polar).

brake diagram :

maximum pressure: 8.5 bar

axle 1:

valve 1: 971 002 ... 0 WABCO
 EBS emergency valve

valve 2: 480 207 0.. 0 WABCO or 480 207 2.. 0
 EBS relay valve

brake cylinder: Meritor 20HSCLD65

axle 2:

valve 1: 971 002 ... 0 WABCO
 EBS emergency valve

valve 2: 480 207 0.. 0 WABCO or 480 207 2.. 0
 EBS relay valve

brake cylinder: Meritor 20HSCLD65

axle 3:

valve 1: 971 002 ... 0 WABCO
 EBS emergency valve

valve 2: 480 102 ... 0 WABCO
 EBS trailer modulator

brake cylinder: Meritor 1424HTLD64

axle 4:

valve 1: 971 002 ... 0 WABCO
EBS emergency valve

valve 2: 480 102 ... 0 WABCO
EBS trailer modulator

brake cylinder: Meritor 1424HTLD64

axle 5:

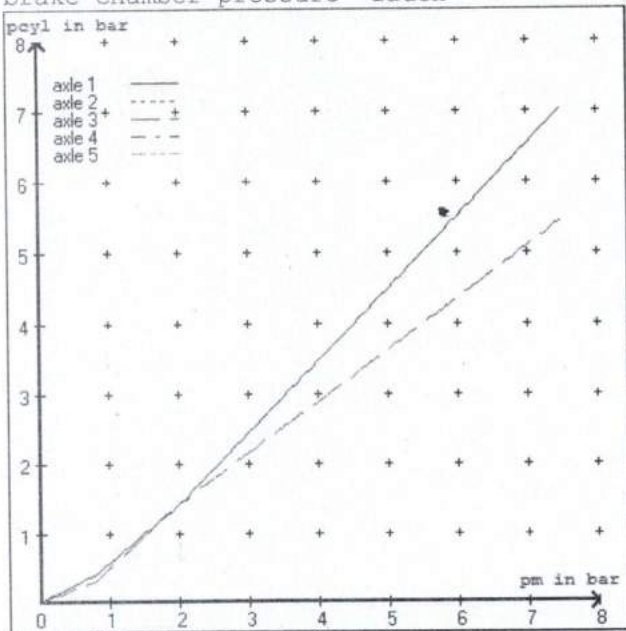
valve 1: 971 002 ... 0 WABCO
EBS emergency valve

valve 2: 480 102 ... 0 WABCO
EBS trailer modulator

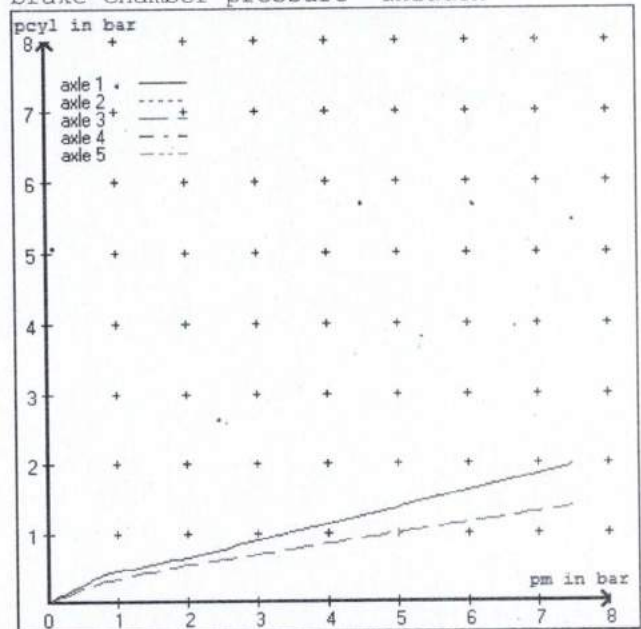
brake cylinder: Meritor 14HSCLD64

test type III (zIII = 0.30)	for rdyn min :	axle1	axle2	axle3	axle4	axle5	
at pm 3.6 bar =>	pcha in bar :	3.0	3.0	2.6	2.6	2.6	
test type III (zIII = 0.06)	for rdyn min :	axle1	axle2	axle3	axle4	axle5	
at pm 1.3 bar =>	pcha in bar :	0.8	0.8	0.8	0.8	0.8	

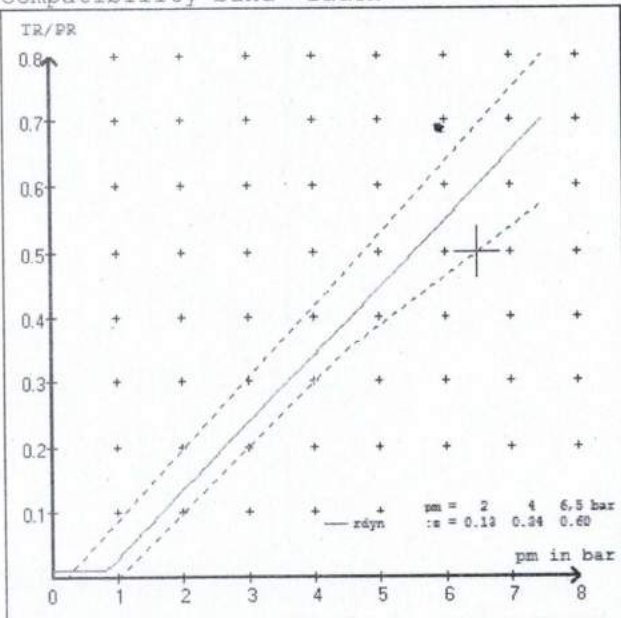
brake chamber pressure laden



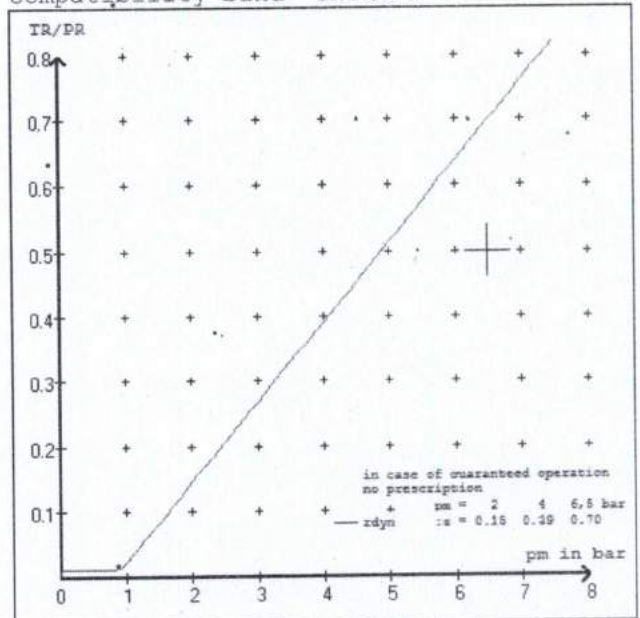
brake chamber pressure unladen



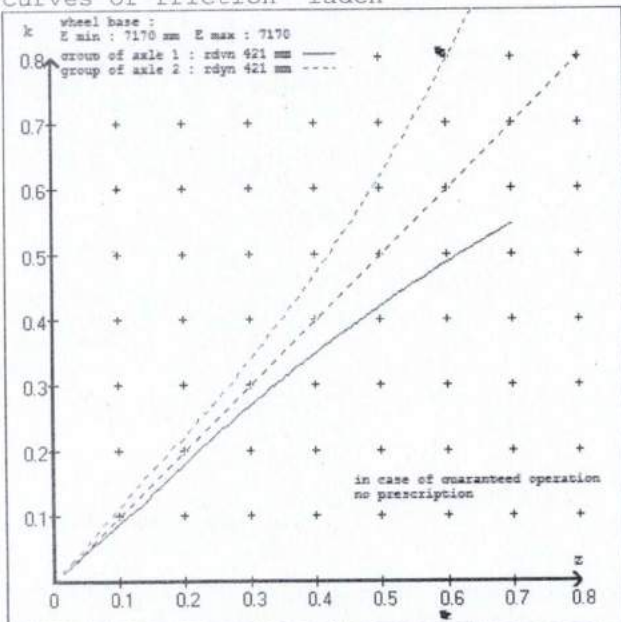
compatibility band laden



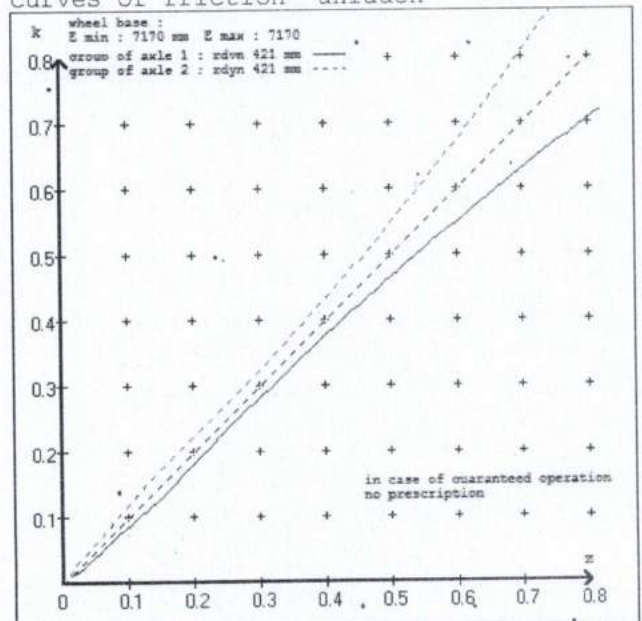
compatibility band unladen



curves of friction laden



curves of friction unladen



vehicle manufacturer: DOMETT TRAILERS
 trailer model : 5AFT CURTAINSIDE
 trailer type : 5-axle-full-trailer

brake chamber and lever length :

axle 1 : 2 x type/diameter 20. (Meritor) lever length 69 mm
 axle 2 : 2 x type/diameter 20. (Meritor) lever length 69 mm
 axle 3 : 2 x type/diameter T.14/24 (Meritor) lever length 69 mm
 axle 4 : 2 x type/diameter T.14/24 (Meritor) lever length 69 mm
 axle 5 : 2 x type/diameter 14. (Meritor) lever length 69 mm

brake diagram :

valve :
 971 002 ... 0 WABCO EBS emergency valve
 480 207 0.. 0 WABCO EBS relay valve or 480 207 2.. 0
 480 102 ... 0 WABCO EBS trailer modulator.

EBS input data

=====

vehicle manufacturer: DOMETT TRAILERS
 trailer model : 5AFT CURTAINSIDE
 trailer type : 5-axle-full-trailer
 brake calculation no. : TP 51506A

tire circumference main axle : 2650 for rdyn max
 tire circumference auxiliary axle : 2650 for rdyn max

assignment pm / deceleration z: pm 0.8 bar z = 0.010
 (laden condition) 2.0 bar z = 0.134
 6.5 bar z = 0.600

control pressure pm			6,5	control pressure pm			0.8	2.0	6.5
axle	axle load unladen	bellow pr. unladen	brake pr. unladen	axle load laden	bellow pr. laden	brake pr. laden			
1	1600	to be	1.7	8000	to be	0.4	1.4	6.0	
2	1600	entered by the vehicle manufact.	1.7	8000	entered by the vehicle manufact.	0.4	1.4	6.0	
3	1100		1.2	6400		0.3	1.4	4.7	
4	1100		1.2	6400		0.3	1.4	4.7	
5	1100		1.2	6400		0.3	1.4	4.7	

The unladen values indicated in the above table are values for the basic parameter set. Higher unladen axle loads and liftaxles are automatically recognized and do not require separate adjustment. The above unladen axle loads must not be fallen below.

axle 1		axle 2		axle 3		axle 4		axle 5	
axle load	pcyl	axle load	pcyl	axle load	pcyl	axle load	pcyl	axle load	pcyl
1600	1.7	1600	1.7	1100	1.2	1100	1.2	1100	1.2
2100	2.0	2100	2.0	1600	1.5	1600	1.5	1600	1.5
2600	2.4	2600	2.4	2100	1.9	2100	1.9	2100	1.9
3100	2.7	3100	2.7	2600	2.2	2600	2.2	2600	2.2
3600	3.0	3600	3.0	3100	2.5	3100	2.5	3100	2.5
4100	3.4	4100	3.4	3600	2.9	3600	2.9	3600	2.9
4600	3.7	4600	3.7	4100	3.2	4100	3.2	4100	3.2
5100	4.1	5100	4.1	4600	3.5	4600	3.5	4600	3.5
8000	6.0	8000	6.0	6400	4.7	6400	4.7	6400	4.7

data sheet to ECE vehicle type-approval certificate concerning braking equipment: according to ECE R13 annex 11

axle 1	: reference axle: SAF	SBW 1937	brake lining: Jurid 539
	: test report :	TDB 0749 ECE	date : 20130930 30.09.2013
axle 2	: reference axle: SAF	SBW 1937	brake lining: Jurid 539
	: test report :	TDB 0749 ECE	date : 20130930 30.09.2013
axle 3	: reference axle: SAF	SBW 1937	brake lining: Jurid 539
	: test report :	TDB 0749 ECE	date : 20130930 30.09.2013
axle 4	: reference axle: SAF	SBW 1937	brake lining: Jurid 539
	: test report :	TDB 0749 ECE	date : 20130930 30.09.2013
axle 5	: reference axle: SAF	SBW 1937	brake lining: Jurid 539
	: test report :	TDB 0749 ECE	date : 20130930 30.09.2013

calc. verific. of residual (hot) braking force type III
(item 4.2.1 of appendix 2 to annex 11)

axle 1	(rdyn 421 mm)	T = 25.1 % Fe
axle 2	(rdyn 421 mm)	T = 25.1 % Fe
axle 3	(rdyn 421 mm)	T = 17.8 % Fe
axle 4	(rdyn 421 mm)	T = 17.8 % Fe
axle 5	(rdyn 421 mm)	T = 17.8 % Fe

calculated actuator stroke in mm
(item 4.3.1.1 of appendix 2 to annex 11)

axle 1	(sp = 58 mm)	s = 39 mm
axle 2	(sp = 58 mm)	s = 39 mm
axle 3	(sp = 56 mm)	s = 39 mm
axle 4	(sp = 56 mm)	s = 39 mm
axle 5	(sp = 56 mm)	s = 39 mm

average thrust output in N at pm = 6,5 bar (however max. pcha = 7,0 bar)

axle1	ThA = 6948 N
axle2	ThA = 6948 N
axle3	ThA = 4485 N
axle4	ThA = 4485 N
axle5	ThA = 4485 N

calc. residual (hot) braking force in N
(item 4.3.1.4 of appendix 2 to annex 11)

axle 1	(rdyn 421 mm)	T = 41115 N
axle 2	(rdyn 421 mm)	T = 41115 N
axle 3	(rdyn 421 mm)	T = 26516 N
axle 4	(rdyn 421 mm)	T = 26516 N
axle 5	(rdyn 421 mm)	T = 26516 N

braking rate of the vehicle (item 4.3.2 to appendix 2 to annex 11)	basic test	type III
	of subject	(calculated)
required braking rate (items 1.5.3 and 1.7.2 to annex 11)	trailer (E)	residual
	0.60	(hot)braking
		0.47

>= 0,4 and
>= 0,6*E (0.36)

axle 1	(rdyn 421 mm)	T = 41115 N
axle 2	(rdyn 421 mm)	T = 41115 N
axle 3	(rdyn 421 mm)	T = 26516 N
axle 4	(rdyn 421 mm)	T = 26516 N
axle 5	(rdyn 421 mm)	T = 26516 N

braking rate of the vehicle (item 4.3.2 to appendix 2 to annex 11)	basic test	type III
	of subject	(calculated)
required braking rate (items 1.5.3 and 1.7.2 to annex 11)	trailer (E)	residual
	0.60	(hot)braking
		0.47

>= 0,4 and
>= 0,6*E (0.36)

spring parking brake

	axle 3	axle 4
no of TRISTOP-actuators per axle line KDZ	2	2
TRISTOP-actuator type	T.14/16	T.14/16
lever length lBh in mm	69	69
stat. tyre radius rstat max in mm	401	401
at a stroke of s in mm	30	30
min. force of spring brake TFZ in N	6200	6200
sp.brake chamber no Meritor.....	4	4
release pressure pLs in bar	4.8	4.8

calculation:

ratio until road	3.9674	3.9674
$iFb = lBh * \eta * C * rBt / (rBn * rstat)$ for rstat in mm	401	401
brake force of spring br. Tf in N $Tf = (TFZ * KDZ - 2 * Co / lBh) * iFb$	48188	48188
braking rate zf laden	0.289	
$zf = \text{sum}(Tf) / P + 0,01$		

Test of the frictional connection required by the parking brake

minimum wheelbase/minimum supporting width min Ef necessary to fulfil the regulations

$$\min Ef = E * (1 - PR/P + zferf * h/E) / (1 - zferf / (fzul * nf/ng))$$

min Ef = 5485 mm for E = 7170 mm

min Ef = 5485 mm for E = 7170 mm

min Ef = minimum distance between front axle(s) (trailer) or support (semitrailer) and the rear axle(s) (resultant of the bogie)
 E = wheel base
 fzul = 0.80 maximum permissible frictional connection required
 zferf = 0.18 maximum required braking ratio of the parking brake
 h = 2080 mm height of center of gravity - laden
 PR = 19200 kg maximum bogie mass - laden
 P = 35200 kg maximum total mass - laden
 nf = 2 no. of axle(s) with TRISTOP spring brake actuators
 ng = 3 no. of bogie axle(s)

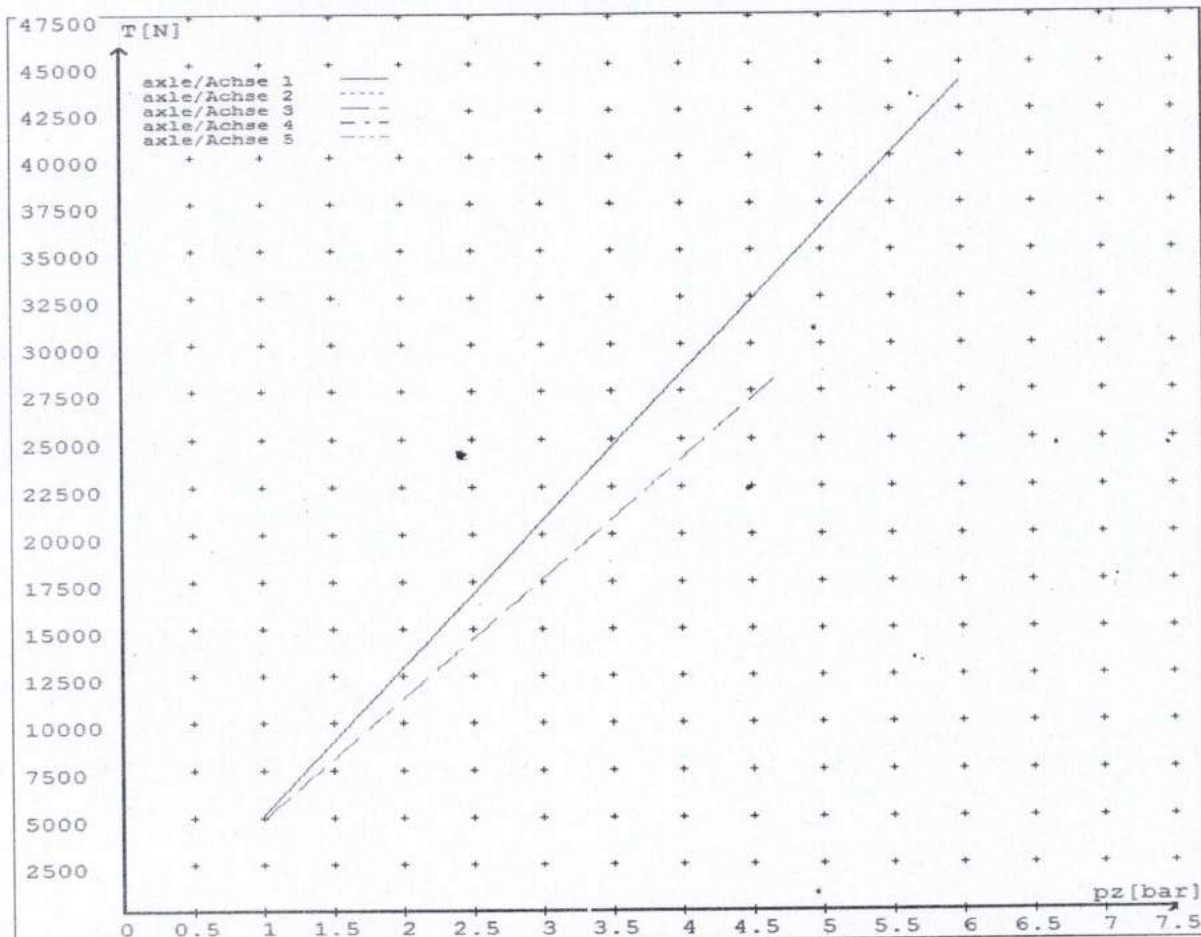
reference values

reference values for z = 50% for max rdyn: 421 mm

	pz [bar]	T [N]	T [N]
axle 1	1.0	5078	
	6.0	43940	
axle 2	1.0	5078	
	6.0	43940	
axle 3	1.0		4884
	4.7		28273
axle 4	1.0		4884
	4.7		28273
axle 5	1.0		4884
	4.7		28273

VIN - no.:

	Axle(s) / Achse(n)				
brake cylinder type (service / parking) Bremszylinder Typ (Betrieb / Fest)	20./	20./	T.14/24	T.14/24	14./
Maximum stroke smax = ...mm maximaler Hub smax =mm	65	65	64	64	64
Lever length =mm Hebellänge =mm	69.08	69.08	69.08	69.08	69.08



NOTICE TO VEHICLE OPERATOR

THIS VEHICLE HAS A BRAKE SYSTEM WHICH HAS BEEN DESIGNED AND FITTED IN ACCORDANCE WITH THE LAND TRANSPORT HEAVY VEHICLE BRAKE RULE 32015/3.

IF THIS VEHICLE IS OPERATED IN CONJUNCTION WITH NON-CERTIFIED VEHICLES, THERE MAY BE OPERATIONAL FACTORS WHICH NEED TO BE TAKEN INTO CONSIDERATION.

PLEASE REFER TO THE CERTIFIER FOR FURTHER INFORMATION.

**EXCERPT FROM LAND TRANSPORT RULE; HEAVY-VEHICLE BRAKES
RULE 32015/3. SECTION 10,**

10.1 RESPONSIBILITIES OF OPERATORS

A person who operates a vehicle must ensure that the vehicle complies with this rule.

10.2 RESPONSIBILITIES OF REPAIRERS

A person who repairs or adjusts a brake must ensure that the repair or adjustment:

- a) does not prevent the vehicle from complying with this rule;
- b) complies with Land Transport Rule: Vehicle Repair 1998.

10.3 RESPONSIBILITIES OF MODIFIERS

A person who modifies a vehicle so as to affect the braking performance of the vehicle must:

- a) ensure that the modification does not prevent the vehicle from complying with this Rule; and
- b) notify the operator that the vehicle must be inspected and, if necessary, certified by person or organisation appointed to carry out specialist inspection and certification of heavy vehicle brakes.

IF YOU ARE UNSURE ABOUT YOUR RESPONSIBILITIES, PLEASE CONTACT THE VEHICLE MANUFACTURER, OR MYSELF.

COMPLAINTS. Complaints and Warranty issues which relate to Brake Certification will be acknowledged within 7 working days and a resolution proposed within 25 working days. Resolution of complaints and Warranty issues is subject to Transpecs Warranty policy. Customers have the right to appeal to the New Zealand Transport Authority if dissatisfied with a Compliance issue. (Refer NZTA Deed Of Appointment Para 47.4) NZTA Helpdesk 0800 699 000

(P.P.).....
(J.Hirst (JEH) HVEK)

NOTICE TO VEHICLE OPERATOR

This trailer is equipped with an Electronic Brake System.

To comply with the New Zealand Heavy Vehicle Brake Rule 32015/3, it must be used only in conjunction with a truck/tractor equipped with a 5 or 7 pin ABS/EBS power supply socket:


Failure to connect to such supply invalidates Brake Rule compliance.

The trailer ABS/EBS warning light on the towing vehicle dashboard must illuminate when the ignition is switched on and extinguish when the vehicle is in motion.

If the light does not illuminate when ignition is switched on, the system must be checked. If the light remains illuminated when the vehicle is in motion, Brake Rule compliance is compromised. Repairs must be made as soon as possible.

If you are unsure of your responsibilities and/or obligations, please contact either the vehicle manufacturer or myself.

(p.p.)
J E Hirst
(NEH HVEK)
(09 980 7300)





HEAVY VEHICLE BRAKE RULE
32015/3 WORKSHEET
(PROCEDURE DOCUMENTATION SHEET-PDS)
&
CONFIRMATION OF COMPLIANCE

CERTIFICATE NO. JH160924
CUSTOMER NAME DOMETT TRUCK & TRAILER
CUSTOMER ORDER NO. 4648 DATE RECEIVED 4-Nov-16
VEHICLE TYPE CURTAINSIDE
VIN/ CHASSIS NO. 7A9E20014G1023540

BRIEF SPECIFICATION AS CERTIFIED TO SCHEDULE 5

<u>BRAKE VALVES</u>	<u>MAKE</u>	<u>TYPE</u>
PRIMARY RELAY	WABCO	480 102 080 0
SECONDARY RELAY	WABCO	480 207 202 0
YARD RELEASE VALVE	WABCO	971 002 900 0
PARK BRAKE VALVE	WABCO	971 002 900 0
<u>SUSP. VALVES [WABCO]</u>	<u>FRONT</u>	<u>REAR</u>
CONTROL	441 044 101 0	N/A
DISTANCE SENSOR	464 008 011 0	464 008 011 0

OTHER VALVES:

MAKE: WABCO TYPE: 461 513 002 0 SETTING: 5.5 Bar
MAKE: TYPE: SETTING:
MAKE: TYPE: SETTING:
MAKE: TYPE: SETTING:

BRAKE CHAMBERS:

	AXLE 1 & 2	AXLE 3 & 4	AXLE 5
MAKE	TSE	TSE	TSE
SIZE	20HSCLD65	1416HTLD64	14HSCLD64
MAX STROKE (mm)	65	64	64
SLACK LENGTH (mm)	69	69	69

<u>DRUM TYPE:</u>	N/A	N/A	N/A
--------------------------	-----	-----	-----

<u>BRAKE CALIPER:</u>	SBW 1937	SBW 1937	SBW 1937
------------------------------	----------	----------	----------

FRICTION MATERIAL: OEM AFTERMARKET

<u>LINING BRAND</u>	AXLE 1 & 2	AXLE 3 & 4	AXLE 5
	JURID 539	JURID 539	JURID 539

OTHERS:

TYRES:	FRONT	REAR
	265 70 R 19.5	265 70 R 19.5

BRAKE CALCULATION #: TP51506

COMMENTS:

EBS, SPECIAL CONDITIONS APPLY. SEE INSTRUCTIONS ON LT400 #

SALES ORDER #: SO564699 **PROCESS TIME:** 1 HOUR

TRAILERS EQUIPPED WITH PREV: THE PARK BRAKE PERFORMANCE **MUST BE**

MEASURED BY PULLING THE RED ACTUATION KNOB ON THE PREV VALVE WHEN

THE AXLES - EQUIPPED WITH SPRING BRAKES - ARE IN THE BRAKE ROLLERS. THE

PARK BRAKE IN THE CAB **MUST NOT** BE APPLIED.

NOTES:

CHAMBERS & PARK BRAKE PERFORMANCE:

BRAKE CALCULATION TP51506 USES THE TSE1424HTLD TO DETERMINE THE SERVICE BRAKE

PERFORMANCE & THE TSE1616HTLD64 TO MEASURE THE PARK BRAKE PERFORMANCE OF AXLES

3 & 4. THE ACTUAL CHAMBER USED (TSE1416HTLD64) IS NOT AVAILABLE IN THE WABCO

BRAKE CALCULATOR.

CONFORMATION OF COMPLIANCE

I CONFIRM THAT THE VEHICLE IDENTIFIED IN PAGES 1 AND 2 OF THIS CONFORMATION OF COMPLIANCE COMPLIES WITH ALL RELEVANT REQUIREMENTS OF THE CURRENT NEW ZEALAND HEAVY VEHICLE BRAKE RULE 32015/3, SCHEDULE 5.

DATE: 4-Nov-16

SIGNED: (pp)



NAME & ID: J HIRST (JEH)

PHONE (BUS): 09 980 7300

FAX (BUS) 09 980 7306

POSTAL ADDRESS:

TRANSPORT SPECIALTIES LTD
PO BOX 98-971,
MANUKAU CITY,
MANUKAU 2241

POSITION: BRAKE CERTIFIER HVEK

I CONFIRM THE BRAKE SYSTEM OF THE VEHICLE IDENTIFIED IN PAGE 1 OF THIS STATEMENT OF COMPLIANCE AS MODIFIED BY MYSELF, CONTINUES TO COMPLY WITH ALL THE RELIVANT REQUIREMENTS OF THE CURRENT NEW ZEALAND HEAVY BRAKE RULE 32015/3 SCHEDULE 5.

DATE:

SIGNED:

NAME:

CERTIFIERS ID:

POSITION:

PHONE (BUS):

FAX (BUS):

COMMENTS:
