



WHEEL ALIGNMENT SHEET

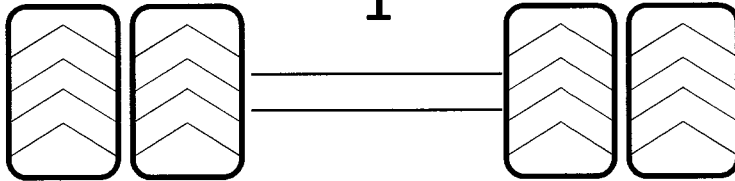
CUSTOMER: NDA / IXOM JOB #: 4655

VIN #: 7A9C10028G1023530 DATE: _____

NAME: _____ SIGN: _____

BEFORE	25 ³ / ₄ +
--------	----------------------------------

ADJUSTED	26 ³ / ₄
----------	--------------------------------

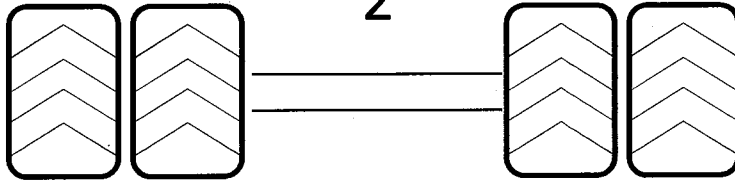


27 ³ / ₄	BEFORE
--------------------------------	--------

26 ³ / ₄	ADJUSTED
--------------------------------	----------

BEFORE	28
--------	----

ADJUSTED	26 ³ / ₄
----------	--------------------------------

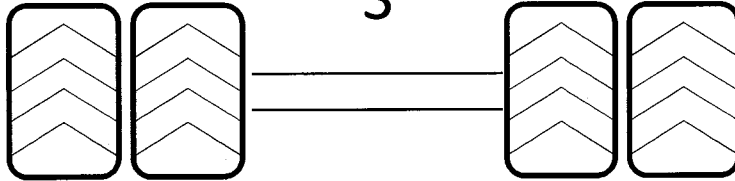


25 ¹ / ₂	BEFORE
--------------------------------	--------

26 ³ / ₄	ADJUSTED
--------------------------------	----------

BEFORE	25 ³ / ₄ -
--------	----------------------------------

ADJUSTED	28 -
----------	------

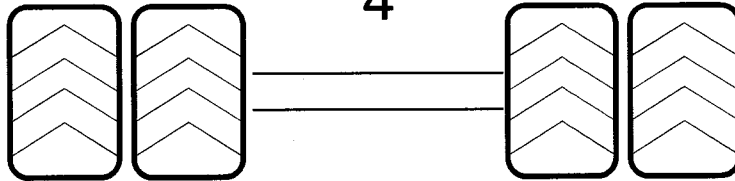


36 +	BEFORE
------	--------

28 -	ADJUSTED
------	----------

BEFORE	
--------	--

ADJUSTED	
----------	--

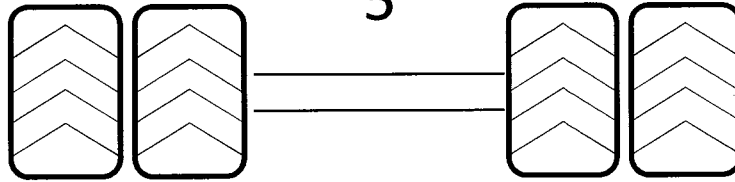


	BEFORE
--	--------

	ADJUSTED
--	----------

BEFORE	
--------	--

ADJUSTED	
----------	--



	BEFORE
--	--------

	ADJUSTED
--	----------