

# Heavy Vehicle Specialist Certificate

Must be presented to a CoF (Heavy) Inspecting Organisation  
 Heavy Vehicle Specialist Inspector and Inspecting Organisation

Heavy Vehicle Specialist Inspector's or Manufacturing Inspecting Organisation's Name (PRINT IN CAPS) ID

**Chris Clarke** **CJC**

Vehicle Registration\* VIN/Chassis Number

**7A9E20017F1023403**

Component being certified:

<input type="checkbox"/> Chassis	<input type="checkbox"/> Load Anchorage	<input type="checkbox"/> Log Bolsters
<input type="checkbox"/> Towing Connection	<input checked="" type="checkbox"/> Brakes	<input type="checkbox"/> SRT
<input type="checkbox"/> PSV Stability	<input type="checkbox"/> PSV Rollover	<input type="checkbox"/> Swept Path
<input type="checkbox"/> PBS		

Certification Category

**HVEK**

Description of Work

**CERTIFY TO SCHEDULE 5**

---

**ROLL STABILTY FUNCTION ACTIVATED**

Code/Standard/Rule Certified to	Component Load Rating(s)
<b>HVBR 32015/3 Schedule 5</b>	<b>32000KG</b>
General Drawing Number(s)	
<b>N/A</b>	

Supporting Documents

**BRAKE RULE CERTIFICATE - CJC153317**

Special Conditions\*

**WARNING LAMP MUST ILLUMINATE WHEN IGNITION IS SWITCHED ON & THEN EXTINGUISH IMMEDIATELY OR WHEN VEHICLE SPEED EXCEEDS 7 KPH**

Certification Expiry Date (if applicable)	or	Hubodometer Reading (whichever comes first)
<b>N/A</b>		<input type="text"/> <input type="text"/> <input type="text"/> <input type="text"/> <input type="text"/> <input type="text"/> <input type="text"/> <input type="text"/>

**Declaration**

I the undersigned, declare that I am the Heavy Vehicle Specialist Inspector identified and I hold a current valid appointment. I certify that the above mentioned vehicle component's design, manufacture and installation, and this certification complies in all respects with the Land Transport Rule: Vehicle Standards Compliance 2002 and my Appointment. To the best of my knowledge the information contained in the Certificate is true and correct.

Designer's ID (if different from inspector below)

Inspector's Signature

Inspector's Name (PRINT IN CAPS) ID Number

**CHRIS CLARKE** **CJC**

Date Number

**3-Sep-15** **525267**

CoF Vehicle Inspector ID	CoF Vehicle Inspector Signature	Date
--------------------------	---------------------------------	------

All fields excluding those marked with \* must be completed before this certificate can be accepted.

# WABCO

## START-UP PROTOCOL

System	Trailer EBS-E	WABCO part number	480 102 080 0
Production date	2015-04-14	Serial number	437001354000H
Serial number (modulator)	000000039136		
Fingerprint Customer EOL / Customer Development / Flash Program	W503643 / 2015-09-03 ; 00000000 / 0000-00-00 ; 00000000 / 0000-00-00		

### WABCO TRAILER EBS-E


GGVS/ADR TUEH TB 2007 - 019.00  
361-0071-04

HERSTELLER MANUFACTURER CONSTRUCTEUR	DOMETT T&T			GIO	Pin1	Pin3	Pin4
TYP TYPE TYPE	5AFT C/SIDE			1	24V-O1	---	---
FABRIKAZHNEZHL c-d   e-f CHASSIS NUMBER NUMERO DE CHASSIS	7A9E20017F1023403			2	---	---	---
BREMSEBERECHNUNGS-NR. BRAKE CALCULATION NO. CALCUL DE FREINAGE NO.	TP51323A			3	ALS2	ALS2	---
POLRADZAHNEZHL c-d   e-f POLE WHEEL TEETH c-d   e-f DENTS ROUE DENTÉE c-d   e-f	90	90	ABS-System ABS system Système ABS	4	---	---	---
			4S/3M	5	DIAG	DIAG	DIAG
RSS RSS RSS	Einfachbereifung Single Tire Monte simple		Lenkachse Steering axle Essieu virant	6	---	---	---
	Zwillingsbereifung Twin Tire Monte jumelle	X	Rippförmiges Fahrzeug Critical Trailer Véhicule critique	7	---	---	---
Subsystems	SB	I/O	24N				

ACHSE AXLE ESSEU	pm (bar)		6.5		pm (bar)		0.8		2.0		6.5		TYP TYPE	(mm)	(mm)	(bar)	
	+	-	+	-	+	-	+	-	+	-	+	-				1.0	Pz
1	1500	0.4	1.6	8000	4.9	0.4	1.4	---	6.2	-	20	65	74	484	4287		
2	1500	0.4	1.6	8000	4.9	0.4	1.4	---	6.2	-	20	65	74	484	4287		
3	1300	0.4	1.4	6400	3.9	0.4	1.5	---	4.9	-	16 / 24	64	74	419	2898		
4	1300	0.4	1.4	6400	3.9	0.4	1.5	---	4.9	-	16 / 24	64	74	419	2898		
5	1300	0.4	1.4	6400	3.9	0.4	1.5	---	4.9	-	16	64	74	419	2898		

Diagnostic memory	OK	Warning lamp control	OK
Parameter setting	carried out	Stop light power supply	OK
EBS pressure test	OK	Lifting axle test	Not tested
Redundancy test	OK	ECAS height sensor calibration	Not tested
ABS sensor assignment	OK	Height sensor axle load	Not tested
RTR check	Not tested	Leak test	Not tested
Immobilizer test	Not tested	Signal outputs TEBS	Not tested
Signal inputs	Not tested	Tag axle test	Not tested

Diagnostic memory ELEX	Not tested	Signal outputs ELEX	Not tested
TailGUARDlight	Not tested	TailGUARD	Not tested

Manufacturer	DOMETT T&T	Vehicle ident. no	7A9E20017F1023403
Vehicle type	5AFT C/SIDE	Odometer reading	18.0 km
next Service	0 km	Trip reading	18.0 km
Tester	Chris Clarke	Signature 	
Date	2015-09-03 12:38:43 p.m.		

trailer (full, semi-, centre-axle) with air brake system acc. to UN/ECE-R.13.11

distribution: DOMETT T&T  
7A9E20017F1023403  
SODC: JH150901  
LT400: CJC 525267

please note!

This brake calculation is made under consideration of  
-the legal precriptions mentioned above in the version valid at the time of making the program (V6.14.04.20).  
-the functional characteristics of our products as well as the data of the brake out of the test approvals of the axle manufacturers, and  
-the other vehicle data included in the brake calculation.  
Please check whether these data correspond to the actual vehicle data.  
Our conditions of delivery apply (particularly section 9.0).  
In any case we commend to do a braking harmonisation!  
WABCOBrake V6.14.04.20 db 08.07.2014

vehicle manufacturer: DOMETT T&T  
trailer model : 5AFT C/SIDE  
trailer type : 5-axle-full-trailer  
remarks : air / hydraulic / VA suspension  
WABCO TRAILER - EBS  
TRISTOP 3+4: T.16/24  
265/70 R 19,5

axle 1 + 2 + 3 + 4 + 5 : Assali Stefan, ELSA 195 LE, 361-0071-04 ext05 ECE,

		unladen	laden
total mass	P in kg	6900	35200
axle 1	P1 in kg	1500	8000
axle 2	P2 in kg	1500	8000
axle 3	P3 in kg	1300	6400
axle 4	P4 in kg	1300	6400
axle 5	P5 in kg	1300	6400
wheel base	E in mm	7420 - 7420	
centre of gravity height	h in mm	1093	2080

	axle 1	axle 2	axle 3	axle 4	axle 5
no. of combined axles	1	1	1	1	1
no. of brake chambers per axle line	2	2	2	2	2
The power output corresponds to	BZ 122.1	BZ 122.1	BZ 119.6	BZ 119.6	BZ 122.1
brake chamber manufacturer	Meritor	Meritor	Meritor	Meritor	Meritor
chamber size	20.	20.	T.16/24	T.16/24	16.
lever length	74	74	74	74	74
brake factor	20.26	20.26	20.26	20.26	20.26
dyn. rolling radius	421	421	421	421	421
dyn. rolling radius	421	421	421	421	421
threshold torque	6.0	6.0	6.0	6.0	6.0

calculation:					
chamber pressure(rdyn min)pH at z=22,5%bar	2.4	2.4	2.2	2.2	2.2
chamber pressure(rdyn max)pH at z=22,5%bar	2.4	2.4	2.2	2.2	2.2
chamber press.(servo)pcha at pm6,5bar bar	6.2	6.2	4.9	4.9	4.9
piston force ThA at pm6,5bar N	7194	7194	4876	4876	4876
brake force(rdyn min)T lad. at pm6,5bar N	51448	51448	34778	34778	34778
brake force(rdyn max)T lad. at pm6,5bar N	51448	51448	34778	34778	34778
brake force within 1 % rolling friction proportion %	21.7	21.7	18.9	18.9	18.9

braking rate z laden 0.600 for rdyn min  
z = sum (TR)/PRmax 0.600 for rdyn max

Trailer may only be operated in combination with trucks/tractors with ISO 7638 supply (5 or 7 polar).

brake diagram :

maximum pressure: 8.5 bar

axle 1:

valve 1: 971 002 ... 0                   WABCO  
          EBS emergency valve

valve 2: 480 207 0.. 0                   WABCO        or 480 207 2.. 0  
          EBS relay valve

brake cylinder: Meritor   20HSCLD65

axle 2:

valve 1: 971 002 ... 0                   WABCO  
          EBS emergency valve

valve 2: 480 207 0.. 0                   WABCO        or 480 207 2.. 0  
          EBS relay valve

brake cylinder: Meritor   20HSCLD65

axle 3:

valve 1: 971 002 ... 0                   WABCO  
          EBS emergency valve

valve 2: 480 102 ... 0                   WABCO  
          EBS trailer modulator

brake cylinder: Meritor   1624HTLD64

axle 4:

valve 1: 971 002 ... 0 WABCO  
EBS emergency valve

valve 2: 480 102 ... 0 WABCO  
EBS trailer modulator

brake cylinder: Meritor 1624HTLD64

axle 5:

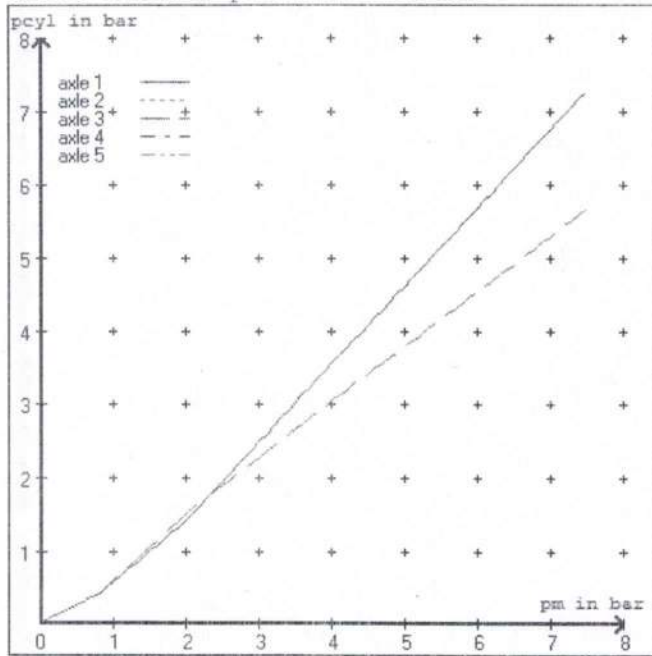
valve 1: 971 002 ... 0 WABCO  
EBS emergency valve

valve 2: 480 102 ... 0 WABCO  
EBS trailer modulator

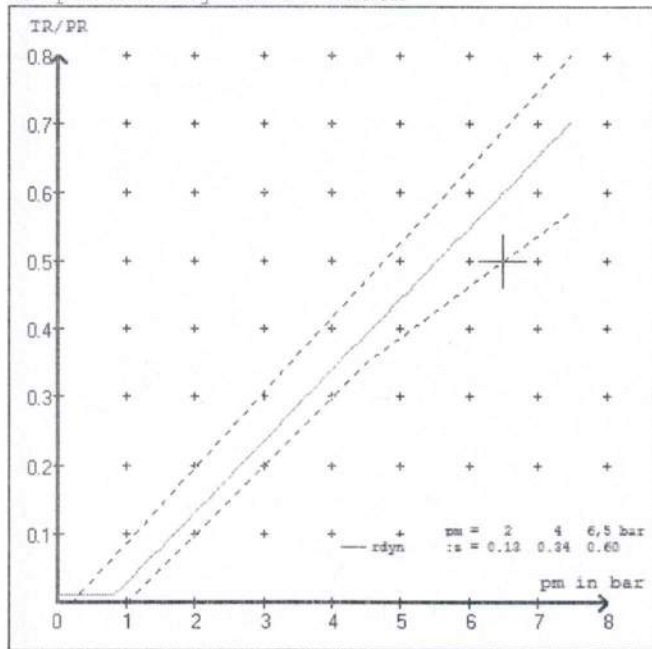
brake cylinder: Meritor 16HSCLD64

test type III (zIII = 0.30)	for rdyn min :	axle1	axle2	axle3	axle4	axle5	
at pm 3.6 bar =>	pcha in bar :	3.1	3.1	2.7	2.7	2.7	
test type III (zIII = 0.06)	for rdyn min :	axle1	axle2	axle3	axle4	axle5	
at pm 1.3 bar =>	pcha in bar :	0.8	0.8	0.9	0.9	0.9	

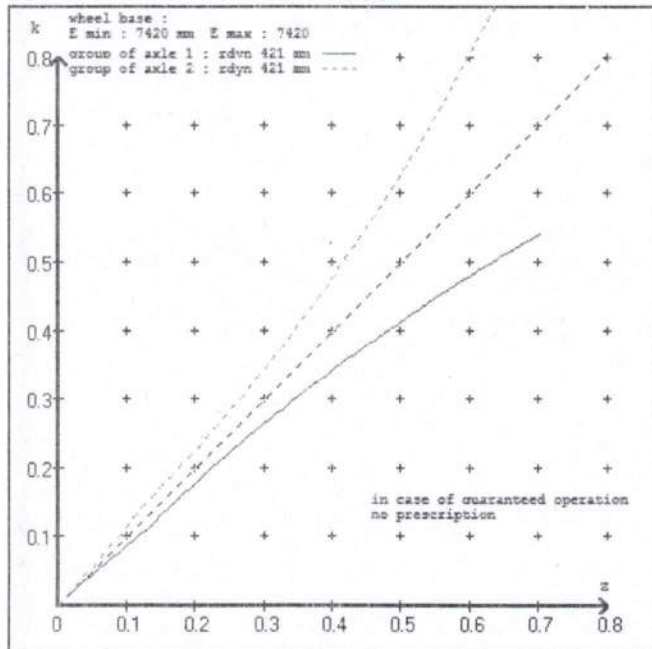
brake chamber pressure laden



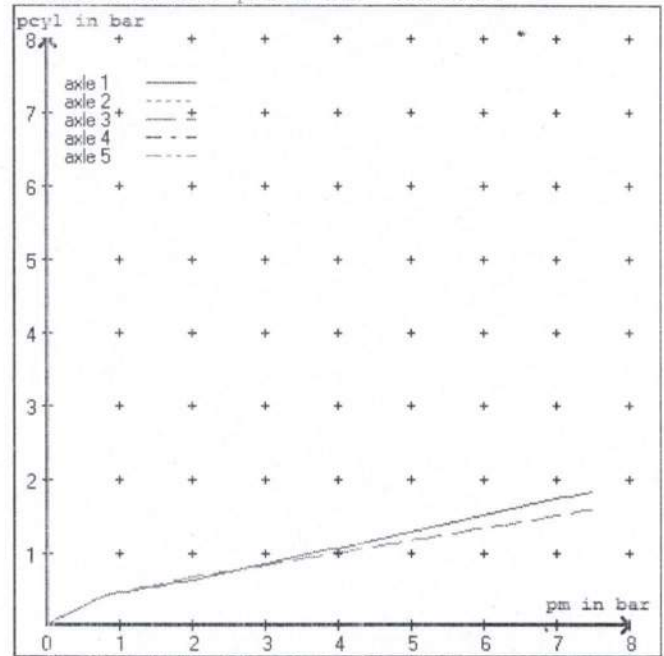
compatibility band laden



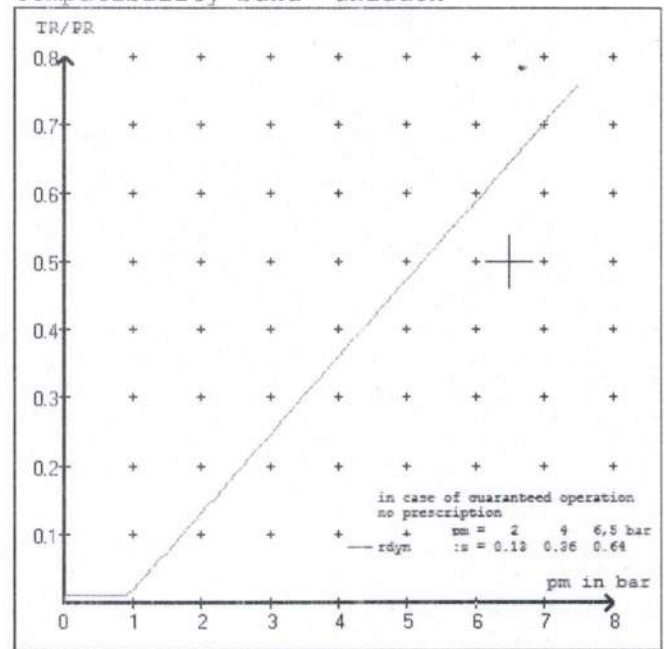
curves of friction laden



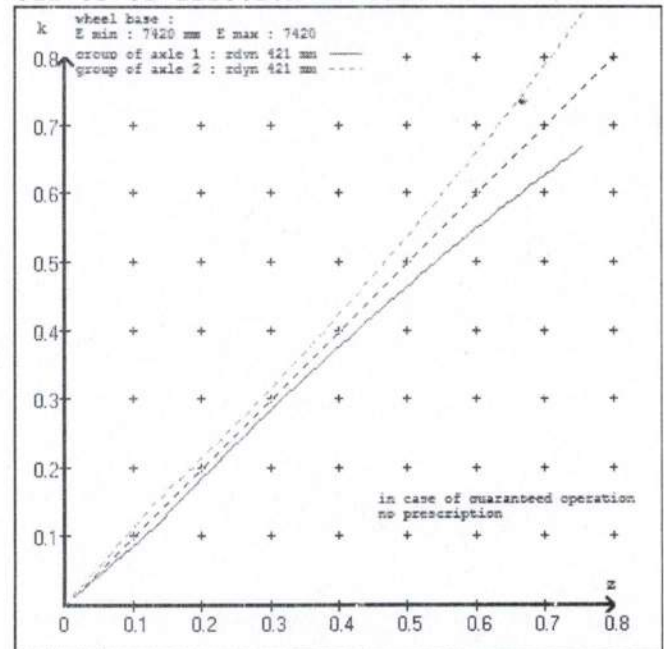
brake chamber pressure unladen



compatibility band unladen



curves of friction unladen



vehicle manufacturer: DOMETT T&T  
 trailer model : 5AFT C/SIDE  
 trailer type : 5-axle-full-trailer

brake chamber and lever length :

axle 1 : 2 x type/diameter 20. (Meritor) lever length 74 mm  
 axle 2 : 2 x type/diameter 20. (Meritor) lever length 74 mm  
 axle 3 : 2 x type/diameter T.16/24 (Meritor) lever length 74 mm  
 axle 4 : 2 x type/diameter T.16/24 (Meritor) lever length 74 mm  
 axle 5 : 2 x type/diameter 16. (Meritor) lever length 74 mm

brake diagram :

valve :

971 002 ... 0 WABCO EBS emergency valve  
 480 207 0.. 0 WABCO EBS relay valve or 480 207 2.. 0  
 480 102 ... 0 WABCO EBS trailer modulator

EBS input data

=====

vehicle manufacturer: DOMETT T&T  
 trailer model : 5AFT C/SIDE  
 trailer type : 5-axle-full-trailer  
 brake calculation no. : TP 51323A

tire circumference main axle : 2650 for rdyn max  
 tire circumference auxiliary axle : 2650 for rdyn max

assignment pm / deceleration z: pm 0.8 bar z = 0.010  
 (laden condition) 2.0 bar z = 0.134  
 6.5 bar z = 0.600

control pressure pm			6,5	control pressure pm			0.8	2.0	6.5
axle	axle load unladen	bellow pr. unladen	brake pr. unladen	axle load laden	bellow pr. laden	brake pr. laden			
1	1500	to be	1.6	8000	to be	0.4	1.4	6.2	
2	1500	entered by the vehicle manufact.	1.6	8000	entered by the vehicle manufact.	0.4	1.4	6.2	
3	1300		1.4	6400		0.4	1.5	4.9	
4	1300		1.4	6400		0.4	1.5	4.9	
5	1300		1.4	6400		0.4	1.5	4.9	

The unladen values indicated in the above table are values for the basic parameter set. Higher unladen axle loads and liftaxles are automatically recognized and do not require separate adjustment. The above unladen axle loads must not be fallen below.

=====

axle 1	axle 2	axle 3	axle 4	axle 5
axle load pcy1	axle load pcy1	axle load pcy1	axle load pcy1	axle load pcy1
1500 1.6	1500 1.6	1300 1.4	1300 1.4	1300 1.4
2000 2.0	2000 2.0	1800 1.7	1800 1.7	1800 1.7
2500 2.3	2500 2.3	2300 2.1	2300 2.1	2300 2.1
3000 2.7	3000 2.7	2800 2.4	2800 2.4	2800 2.4
3500 3.0	3500 3.0	3300 2.8	3300 2.8	3300 2.8
4000 3.4	4000 3.4	3800 3.1	3800 3.1	3800 3.1
4500 3.7	4500 3.7	4300 3.5	4300 3.5	4300 3.5
5000 4.1	5000 4.1	4800 3.8	4800 3.8	4800 3.8
8000 6.2	8000 6.2	6400 4.9	6400 4.9	6400 4.9

data sheet to ECE vehicle type-approval certificate concerning braking equipment: according to ECE R13 annex 11

axle 1 : reference axle: Assali Stef---/--- ---/K---en	brake lining: ROR8616AF(M13)
test report : 361-0071-04 ext05 ECE	date : 17.06.2011
axle 2 : reference axle: Assali Stef---/--- ---/K---en	brake lining: ROR8616AF(M13)
test report : 361-0071-04 ext05 ECE	date : 17.06.2011
axle 3 : reference axle: Assali Stef---/--- ---/K---en	brake lining: ROR8616AF(M13)
test report : 361-0071-04 ext05 ECE	date : 17.06.2011
axle 4 : reference axle: Assali Stef---/--- ---/K---en	brake lining: ROR8616AF(M13)
test report : 361-0071-04 ext05 ECE	date : 17.06.2011
axle 5 : reference axle: Assali Stef---/--- ---/K---en	brake lining: ROR8616AF(M13)
test report : 361-0071-04 ext05 ECE	date : 17.06.2011

calc. verific. of residual (hot) braking force type III  
(item 4.2.1 of appendix 2 to annex 11)

axle 1	(rdyn 421 mm)	T = 22.7 % Fe
axle 2	(rdyn 421 mm)	T = 22.7 % Fe
axle 3	(rdyn 421 mm)	T = 16.9 % Fe
axle 4	(rdyn 421 mm)	T = 16.9 % Fe
axle 5	(rdyn 421 mm)	T = 16.9 % Fe

calculated actuator stroke in mm  
(item 4.3.1.1 of appendix 2 to annex 11)

axle 1	(sp = 58 mm)	s = 37 mm
axle 2	(sp = 58 mm)	s = 37 mm
axle 3	(sp = 57 mm)	s = 37 mm
axle 4	(sp = 57 mm)	s = 37 mm
axle 5	(sp = 57 mm)	s = 37 mm

average thrust output in N at pm = 6,5 bar (however max. pcha = 7,0 bar)

axle1	ThA = 7194 N
axle2	ThA = 7194 N
axle3	ThA = 4876 N
axle4	ThA = 4876 N
axle5	ThA = 4876 N

calc. residual (hot) braking force in N  
(item 4.3.1.4 of appendix 2 to annex 11)

axle 1	(rdyn 421 mm)	T = 45720 N
axle 2	(rdyn 421 mm)	T = 45720 N
axle 3	(rdyn 421 mm)	T = 30919 N
axle 4	(rdyn 421 mm)	T = 30919 N
axle 5	(rdyn 421 mm)	T = 30919 N

basic test	type III
of subject	(calculated)
trailer (E)	residual

braking rate of the vehicle  
(item 4.3.2 to appendix 2 to annex 11)

0.60	(hot)braking
------	--------------

required braking rate  
(items 1.5.3 and 1.7.2 to annex 11)

>= 0,4 and
>= 0,6*E (0.36)

axle 1	(rdyn 421 mm)	T = 45720 N
axle 2	(rdyn 421 mm)	T = 45720 N
axle 3	(rdyn 421 mm)	T = 30919 N
axle 4	(rdyn 421 mm)	T = 30919 N
axle 5	(rdyn 421 mm)	T = 30919 N

basic test	type III
of subject	(calculated)
trailer (E)	residual

braking rate of the vehicle  
(item 4.3.2 to appendix 2 to annex 11)

0.60	(hot)braking
------	--------------

required braking rate  
(items 1.5.3 and 1.7.2 to annex 11)

>= 0,4 and
>= 0,6*E (0.36)





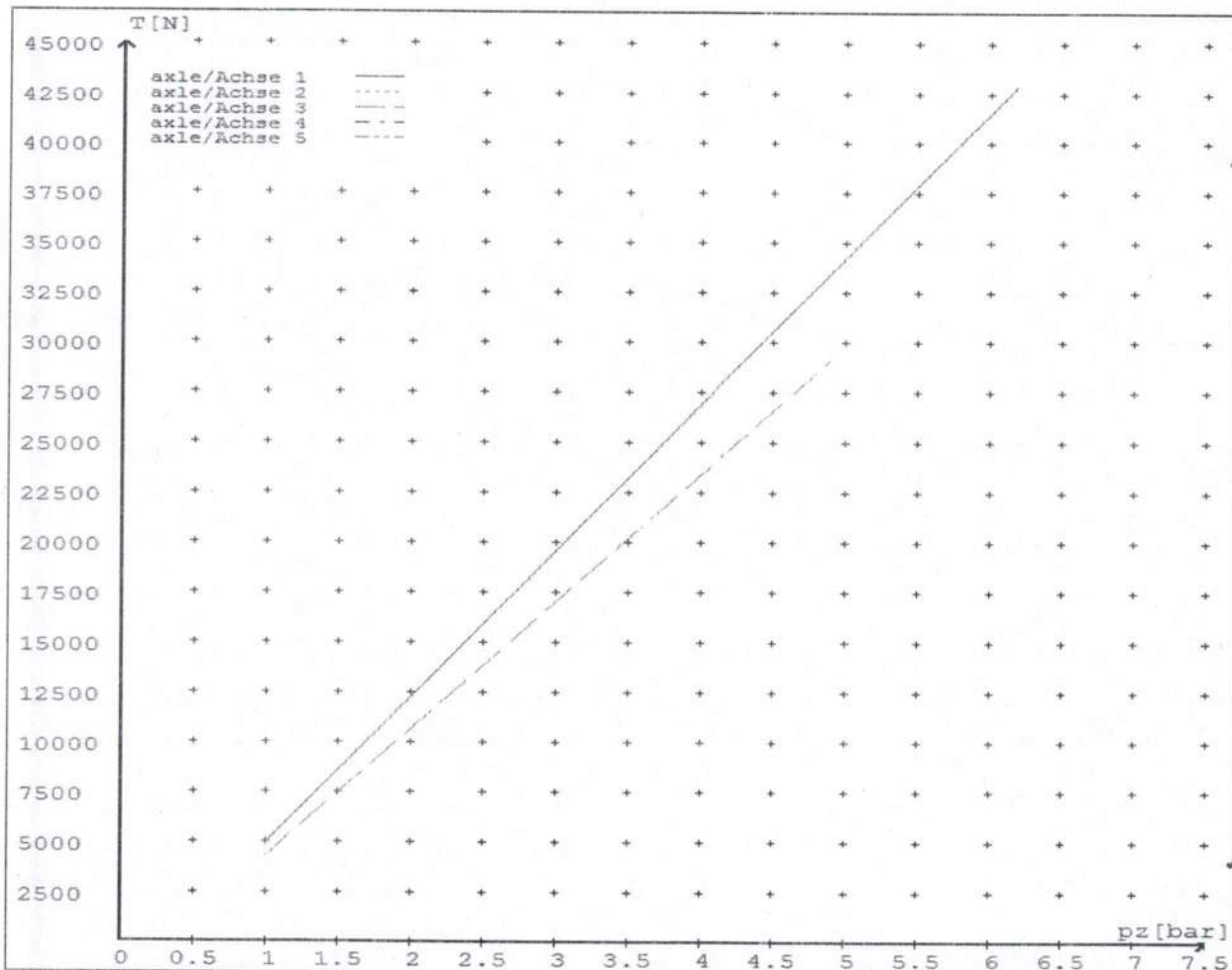
**reference values**

reference values for z = 50% for max rdyn: 421 mm

	pz [bar]	T [N]	T [N]
axle 1	1.0	4850	
	6.2	42873	
axle 2	1.0	4850	
	6.2	42873	
axle 3	1.0		4191
	4.9		28982
axle 4	1.0		4191
	4.9		28982
axle 5	1.0		4191
	4.9		28982

VIN - no.:

	Axle(s) / Achse(n)				
brake cylinder type (service / parking) Bremszylinder Typ (Betrieb / Fest)	20./	20./	T.16/24	T.16/24	16./
Maximum stroke smax = ...mm maximaler Hub smax = ....mm	65	65	64	64	64
Lever length = ....mm Hebellänge = ....mm	74	74	74	74	74



**HVBR WORKSHEET**  
(PROCEDURE & COMPLIANCE DOCUMENTATION SHEET)

CERTIFICATE No. JH150901

CUSTOMER NAME DOMETT TRAILERS LTD

CUSTOMER ORDER No. 4438 DATE RECEIVED July 2015

VEHICLE TYPE 5 AXLE FULL TRAILER

REG No.  CHASSIS No. 7A9E20017F1023403

**BRIEF SPECIFICATION AS CERTIFIED TO HVBR**

**BRAKE CHAMBERS:**

<u>Ax #</u>	<u>Make/model</u>	<u>Max stroke</u>	<u>Lever length</u>
1&2	TSE 20HSCLD65	65 mm	74 mm
3&4	TSE 1624HTLD64	64 mm	74 mm
5	TSE 16HSCLD64	64 mm	74 mm

BRAKE SYSTEM: WABCO EBS : RSS ACTIVATED  
# TEST POINTS FITTED: 3 4 5 7

FRICITION LINING: OEM Aftermarket  
(All) Lining Brand ROR8616AF

EBS CONTROL: SPECIAL CONDITIONS APPLY – SEE INSTRUCTION ON LT400:

VALVES: AS PER BRAKE CALCULATION TP51323 & SO112786

TYRE SIZE: 265 70 R 19.5

**NOTES**

PACKING SLIP NO. SO112786 PROCESS TIME: 1

BRAKE CALC #TP51321. THE MERITOR CHAMBERS ARE THE TSE VARIANT.

COMPLETION DATE : 2<sup>nd</sup> September 2015

SIGNATURE (pp.): 

# Statement of Compliance with the New Zealand Heavy Brake Rule

Documentation required supporting Statements of Compliance with the New Zealand Heavy Brake Rule, to be made available to the Statutory Authority on request, must include all calculations and test reports.

## Confirmation of compliance

I confirm that the vehicle identified on page 1 of this Statement of Compliance complies with all relevant requirements of the current New Zealand Heavy Vehicle Brake Rule 32015/3, Schedule 5.

Date: 2<sup>nd</sup> Sept 2015

Signed (pp.):



## Certifier's identification

Name: J E Hirst

Phone (bus): (09) 980 7300

Fax (bus): (09) 980 7306

Postal address: Transport Specialties, Cnr Kerrs & Ash Roads

Wiri, Auckland, PO Box 98 971 Manukau City 2241

Position: JEH

## Confirmation of continued compliance of modification

I confirm the brake system of the vehicle identified on page 1 of this Statement of Compliance as modified by myself, continues to comply with all the relevant requirements of the current New Zealand Heavy Vehicle Brake Rule 32015/3, Schedule 5.

Date: \_\_\_\_\_

Signed: \_\_\_\_\_

Certifier's identification: JEH

Name:

Phone (bus): (09) 980 7300

Fax (bus): (09) 980 7306

Postal address: Transport Specialties Ltd

Cnr Kerrs & Ash Roads, Wiri, Auckland

PO Box 98 971, Manukau City 2241

**NOTICE TO VEHICLE OPERATOR**

***THIS VEHICLE HAS A BRAKE SYSTEM WHICH HAS BEEN DESIGNED AND FITTED IN ACCORDANCE WITH THE LAND TRANSPORT HEAVY VEHICLE BRAKE RULE 32015/3.***

***IF THIS VEHICLE IS OPERATED IN CONJUNCTION WITH NON-CERTIFIED VEHICLES, THERE MAY BE OPERATIONAL FACTORS WHICH NEED TO BE TAKEN INTO CONSIDERATION.***

***PLEASE REFER TO THE CERTIFIER FOR FURTHER INFORMATION.***

**EXCERPT FROM LAND TRANSPORT RULE; HEAVY-VEHICLE BRAKES  
RULE 32015/3. SECTION 10,**

**10.1 RESPONSIBILITIES OF OPERATORS**

A person who operates a vehicle must ensure that the vehicle complies with this rule.

**10.2 RESPONSIBILITIES OF REPAIRERS**

A person who repairs or adjusts a brake must ensure that the repair or adjustment:

- a) does not prevent the vehicle from complying with this rule;
- b) complies with Land Transport Rule: Vehicle Repair 1998.

**10.3 RESPONSIBILITIES OF MODIFIERS**

A person who modifies a vehicle so as to affect the braking performance of the vehicle must:

- a) ensure that the modification does not prevent the vehicle from complying with this Rule; and
- b) notify the operator that the vehicle must be inspected and, if necessary, certified by a person or organisation appointed to carry out specialist inspection and certification of heavy vehicle brakes.

***IF YOU ARE UNSURE ABOUT YOUR RESPONSIBILITIES, PLEASE CONTACT THE VEHICLE MANUFACTURER, OR MYSELF.***

***COMPLAINTS. Complaints and Warranty issues which relate to Brake Certification will be acknowledged within 7 working days and a resolution proposed within 25 working days. Resolution of complaints and Warranty issues is subject to Transpecs Warranty policy. Customers have the right to appeal to the New Zealand Transport Authority if dissatisfied with a Compliance issue. (Refer NZTA Deed Of Appointment Para 47.4) NZTA Helpdesk 0800 699 000***

(p.p.).....  
(J.Hirst (JEH) HVEK)

**NOTICE TO VEHICLE OPERATOR**

This trailer is equipped with an Electronic Brake System.

To comply with the New Zealand Heavy Vehicle Brake Rule 32015/3, it must be used only in conjunction with a truck/tractor equipped with a 5 or 7 pin ABS/EBS power supply socket.

Failure to connect to such supply invalidates Brake Rule compliance.

The trailer ABS/EBS warning light on the towing vehicle dashboard must illuminate when the ignition is switched on and extinguish when the vehicle is in motion.

If the light does not illuminate when ignition is switched on, the system must be checked. If the light remains illuminated when the vehicle is in motion, Brake Rule compliance is compromised. Repairs must be made as soon as possible.

**If you are unsure of your responsibilities and/or obligations, please contact either the vehicle manufacturer or myself.**

(p.p.)  
J E Hirst  
(JEH HVEK)  
(09 980 7300)



**NOTICE TO VEHICLE OPERATOR**

**WABCO Park Release Emergency Valve**  
**(PREV)**

This trailer is equipped with a WABCO PREV  
Part # 971 002 900 0

Application of the park brake via the cab control valve will actuate and apply all service brakes on the trailer. In the event of a leak in the service brake system the Spring Brakes will automatically override and hold the vehicle in compliance to Land Transport Rule: Heavy-vehicle Brakes Rule 32015/3.

When the vehicle is presented for COF the trailer park brake system is tested by pulling the red actuation knob on the PREV, situated mid way down the chassis rail. The cab control in the prime mover does not have to be applied for this test procedure.

**If you are unsure of any aspect relating to this instruction please contact either the vehicle manufacturer or myself.**

(p.p.)  
J E Hirst  
(JEH HVEK)  
(09 980 7300)

