

Heavy Vehicle Specialist Certificate

Must be presented to a CoF (Heavy) Inspecting Organisation
 Heavy Vehicle Specialist Inspector and Inspecting Organisation

Heavy Vehicle Specialist Inspector's or Manufacturing Inspecting Organisation's Name (PRINT IN CAPS) ID

Chris Clarke **CJC**

Vehicle Registration* VIN/Chassis Number

7A9E10015F1023354

Component being certified:

<input type="checkbox"/> Chassis	<input type="checkbox"/> Load Anchorage	<input type="checkbox"/> Log Bolsters
<input type="checkbox"/> Towing Connection	<input checked="" type="checkbox"/> Brakes	<input type="checkbox"/> SRT
<input type="checkbox"/> PSV Stability	<input type="checkbox"/> PSV Rollover	<input type="checkbox"/> Swept Path
<input type="checkbox"/> PBS		

Certification Category

HVEK

Description of Work

CERTIFY TO SCHEDULE 5

ROLL STABILTY FUNCTION ACTIVATED

Code/Standard/Rule Certified to	Component Load Rating(s)
HVBR 32015/3 Schedule 5	30000KG
General Drawing Number(s)	
N/A	

Supporting Documents

BRAKE RULE CERTIFICATE - CJC153079

OPTI-TURN EXEMPTION REF: HMRE15/029

Special Conditions*

WARNING LAMP MUST ILLUMINATE WHEN IGNITION IS SWITCHED ON & THEN EXTINGUISH IMMEDIATELY OR WHEN VEHICLE SPEED EXCEEDS 7 KPH

Certification Expiry Date (if applicable)	or	Hubodometer Reading (whichever comes first)
N/A		<input type="checkbox"/> <input type="checkbox"/> <input type="checkbox"/> <input type="checkbox"/> <input type="checkbox"/> <input type="checkbox"/> <input type="checkbox"/> <input type="checkbox"/>

Declaration

I the undersigned, declare that I am the Heavy Vehicle Specialist Inspector identified and I hold a current valid appointment. I certify that the above mentioned vehicle component's design, manufacture and installation, and this certification complies in all respects with the Land Transport Rule: Vehicle Standards Compliance 2002 and my Appointment. To the best of my knowledge the information contained in the Certificate is true and correct.

Designer's ID (if different from inspector below)

Inspector's Signature

Inspector's Name (PRINT IN CAPS) ID Number

CHRIS CLARKE **CJC**

Date Number

7-May-15 **510679**

CoF Vehicle Inspector ID	CoF Vehicle Inspector Signature	Date

All fields excluding those marked with * must be completed before this certificate can be accepted.

NATIONAL OFFICE

50 Victoria Street
Private Bag 6995
Wellington 6141
New Zealand
T 64 4 894 5400
F 64 4 894 6100
www.nzta.govt.nz

Exemption: HMRE15/029

**EXEMPTION FROM SPECIFIED REQUIREMENTS OF LAND TRANSPORT RULE:
Heavy Vehicles 2004 and Vehicle Dimensions and Mass 2002**

Pursuant to Section 166(1) of the Land Transport Act 1998, and pursuant to the powers delegated to me, I Jackie Hartley, Administrator (Assessments) hereby exempt the motor vehicle specified in Schedule 1 hereto from the section of Land Transport Rule: Heavy Vehicles 2004 and Vehicle Dimensions and Mass 2002 listed in Schedule 2, subject to the conditions specified in Schedule 3.

SCHEDULE 1:

Make/Model: **Domett Truck & Trailer, 5 Axle Tanker**
VIN/CHASSIS: **7A9E10015F1023354**

SCHEDULE 2: - Exempted Requirement


Heavy Vehicles 2004
• Clause 3.5(2)

Vehicle Dimensions and Mass 2002
• Clause 4.2(7)

SCHEDULE 3: - Conditions of this exemption:

- 1) The Wabco OptiTurn function of the TEBS-E system is to be activated.
- 2) The vehicle must not be modified in any way while operating under this exemption.
- 3) This original exemption must be kept by Gough Transpecs.
- 4) A copy of this exemption including the OptiTurn function (printed on a silver WABCO Sticker) must be affixed to the exempted vehicle.
- 5) The sticker in 4) must be legible and include all printed areas of this original exemption letter.
- 6) This exemption can be revoked at any time in writing by the NZ Transport Agency.

Signed at Wellington this 5th day of March 2015.



Jackie Hartley
Administrator (Assessments)

WABCO

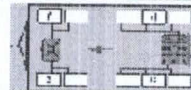
START-UP PROTOCOL

System	Trailer EBS-E	WABCO part number	480 102 064 0
Production date	2013-08-20	Serial number	896016595800J
Serial number (modulator)	000000081128		
Fingerprint Customer EOL / Customer Development / Flash Program	W503643 / 2015-05-07 ; 00000000 / 0000-00-00 ; 00000000 / 0000-00-00		

WABCO	TRAILER EBS-E	GGVSI/ADR TUEH TB 2007 - 019.00 TDB0749
--------------	----------------------	--

HERSTELLER MANUFACTURER CONSTRUCTEUR	DOMETT T&T		
TYP TYPE TYPE	5AFT TANKER		
FAHRZEUG IDENT.NR. CHASSIS NUMBER NUMERO DE CHASSIS	7A9E10015F1023354		
BREMSBERECHNUNGS-NR. BRAKE CALCULATION NO. CALCUL DE FREINAGE NO.	TP2015A		
POLRADZAHNEZAHL c-d e-f POLE WHEEL TEETH c-d e-f DENTS ROUE DENTEE c-d e-f	90	90	ABS-System ABS system Système ABS 4S/3M
RSS RSS RSS	Einfachbereifung Single Tire Monte simple	Lenkachse Steering axle Essieu vireur	
	Zwillingsbereifung Twin Tire Monte jumelée	Kippkritisches Fahrzeug Critical Trailer Vehicule critique	
Subsystems	---	I/O	24N

GIO	Pin1	Pin3	Pin4
1	ILS1	---	ILS1
2	eTASC	---	eTASC
3	ALS2	ALS2	---
4	---	MH	LS1
5	DIAG	DIAG	DIAG
6	---	---	---
7	---	---	---



ACHSE AXLE ESSIEU	pm (bar)		6.5		pm (bar)		0.8		2.0		---		6.5		TYP TYPE	(mm)	(mm)	(bar)	
	+	+	+	+	+	+	+	+	+	+	+	+	+	+				1.0	Pz
1	1500	0.6	1.7	7250	4.5	0.4	1.3	---	5.8	-	18	65	69	506	3799				
2	1500	0.6	1.7	7250	4.5	0.4	1.3	---	5.8	-	18	65	69	506	3799				
3	1100	0.3	1.2	6000	3.7	0.3	1.4	---	4.5	-	14 / 16	64	69	500	2781				
4	1100	0.3	1.2	6000	3.7	0.3	1.4	---	4.5	-	14 / 16	64	69	500	2781				
5	1100	0.3	1.2	6000	3.7	0.3	1.4	---	4.5	1	14	64	69	500	2781				

Diagnostic memory	OK	Warning lamp control	OK
Parameter setting	carried out	Stop light power supply	OK
EBS pressure test	OK	Lifting axle test	Not tested
Redundancy test	OK	ECAS height sensor calibration	Not tested
ABS sensor assignment	OK	Height sensor axle load	Not tested
RTR check	Not tested	Leak test	Not tested
Immobilizer test	Not tested	Signal outputs TEBS	Not tested
Signal inputs	Not tested	Tag axle test	Not tested

Diagnostic memory ELEX	Not tested	Signal outputs ELEX	Not tested
TailGUARDlight	Not tested	TailGUARD	Not tested

Manufacturer	DOMETT T&T	Vehicle ident. no	7A9E10015F1023354
Vehicle type	5AFT TANKER	Odometer reading	0.0 km
next Service	0 km	Trip reading	0.0 km
Tester	Chris Clarke	Signature	
Date	2015-05-07 2:25:44 p.m.		

distribution: DOMETTS
2015, 5A, SAF, TANKER
7A9E10015F1023354
CJC153079
LT400 510679

please note!

This brake calculation is made under consideration of
-the legal prescriptions mentioned above in the version valid
at the time of making the program (V6.14.04.20).
-the functional characteristics of our products
as well as the data of the brake out of the test
approvals of the axle manufacturers, and
-the other vehicle data included in the brake calculation.
Please check whether these data correspond to the actual vehicle data.
Our conditions of delivery apply (particularly section 9.0).
In any case we commend to do a braking harmonisation!
WABCO Brake V6.14.04.20 db 08.07.2014

vehicle manufacturer: DOMETTS
trailer model : 2015 5A TANKER, E1001
trailer type : 5-axle-full-trailer
remarks : air / hydraulic / VA suspension
WABCO TRAILER - EBS E
TRISTOP 3+4: T.14/24
265/70 R 19,5

axle 1 + 2 + 3 + 4 + 5 : SAF, SBW 1937, TDB 0749 ECE,

		<u>unladen</u>	<u>laden</u>
total mass	P in kg	6300	32500
axle 1	P1 in kg	1500	7250
axle 2	P2 in kg	1500	7250
axle 3	P3 in kg	1100	6000
axle 4	P4 in kg	1100	6000
axle 5	P5 in kg	1100	6000
wheel base	E in mm	5695 - 5695	6000
centre of gravity height	h in mm	1000	1582

	<u>axle 1</u>	<u>axle 2</u>	<u>axle 3</u>	<u>axle 4</u>	<u>axle 5</u>
no. of combined axles	1	1	1	1	1
no. of brake chambers per axle line	2	2	2	2	2
The power output corresponds to	BZ 122.1	BZ 122.1	BZ 119.6	BZ 119.6	BZ 122.1
brake chamber manufacturer	Meritor	Meritor	Meritor	Meritor	Meritor
chamber size	18.	18.	T.14/24	T.14/24	14.
lever length	69	69	69	69	69
brake factor	23.03	23.03	23.03	23.03	23.03
dyn. rolling radius	rdyn min in mm	421	421	421	421
dyn. rolling radius	rdyn max in mm	421	421	421	421
threshold torque	Co Nm	6.0	6.0	6.0	6.0

calculation:

chamber pressure (rdyn min) pH at z=22,5%bar	2.2	2.2	2.0	2.0	2.0
chamber pressure (rdyn max) pH at z=22,5%bar	2.2	2.2	2.0	2.0	2.0
chamber press. (servo) pcha at pm6,5bar bar	5.8	5.8	4.5	4.5	4.5
piston force ThA at pm6,5bar N	6172	6172	4285	4285	4285
brake force (rdyn min) T lad. at pm6,5bar N	46701	46701	32317	32317	32317
brake force (rdyn max) T lad. at pm6,5bar N	46701	46701	32317	32317	32317
brake force within 1 % rolling friction proportion	%	21.2	19.2	19.2	19.2

braking rate z laden
z = sum (TR)/PRmax
0.597 for rdyn min
0.597 for rdyn max

Trailer may only be operated in combination with trucks/tractors with ISO 7638 supply (5 or 7 polar).

brake diagram :

maximum pressure: 8.5 bar

axle 1:

valve 1: 480 207 0.. 0 WABCO or 480 207 2.. 0
EBS relay valve

brake cylinder: Meritor 18HSCLD64

axle 2:

valve 1: 480 207 0.. 0 WABCO or 480 207 2.. 0
EBS relay valve

brake cylinder: Meritor 18HSCLD64

axle 3:

valve 1: 480 102 0.. 0 WABCO
EBS trailer modulator

brake cylinder: Meritor 1424HTLD64

axle 4:

valve 1: 480 102 0.. 0 WABCO
EBS trailer modulator

brake cylinder: Meritor 1424HTLD64

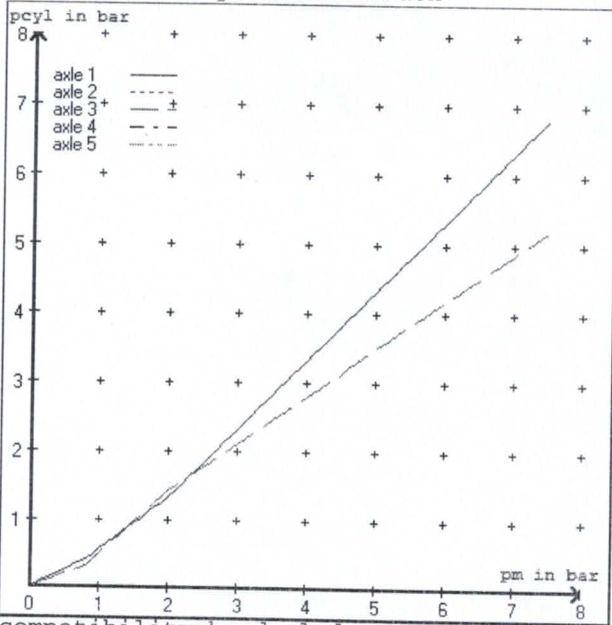
axle 5:

valve 1: 480 102 0.. 0 WABCO
EBS trailer modulator

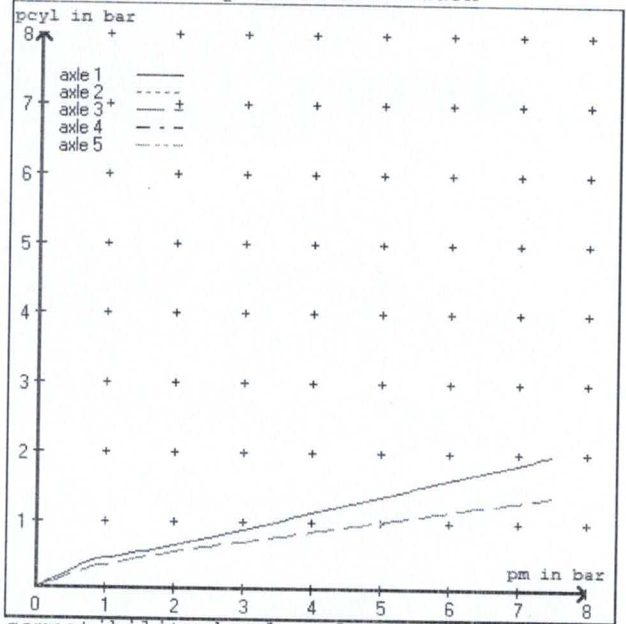
brake cylinder: Meritor 14HSCLD64

test type III (zIII = 0.30)	for rdyn min :	axle1	axle2	axle3	axle4	axle5	
at pm 3.6 bar =>	pcha in bar :	2.9	2.9	2.5	2.5	2.5	
test type III (zIII = 0.06)	for rdyn min :	axle1	axle2	axle3	axle4	axle5	
at pm 1.3 bar =>	pcha in bar :	0.8	0.8	0.7	0.7	0.7	

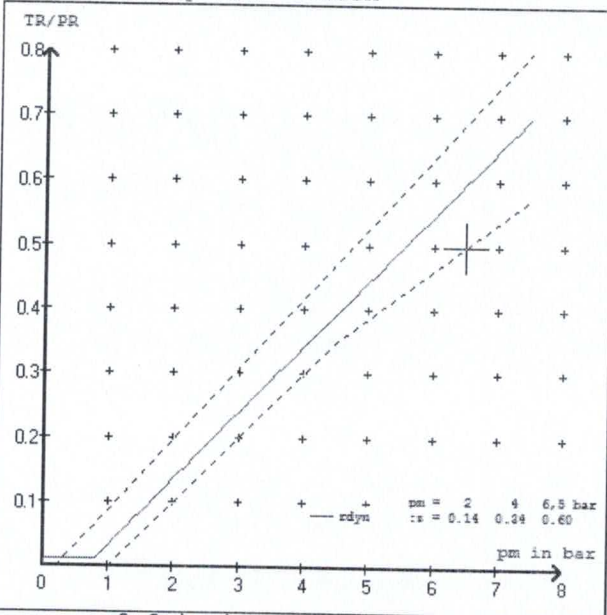
brake chamber pressure laden



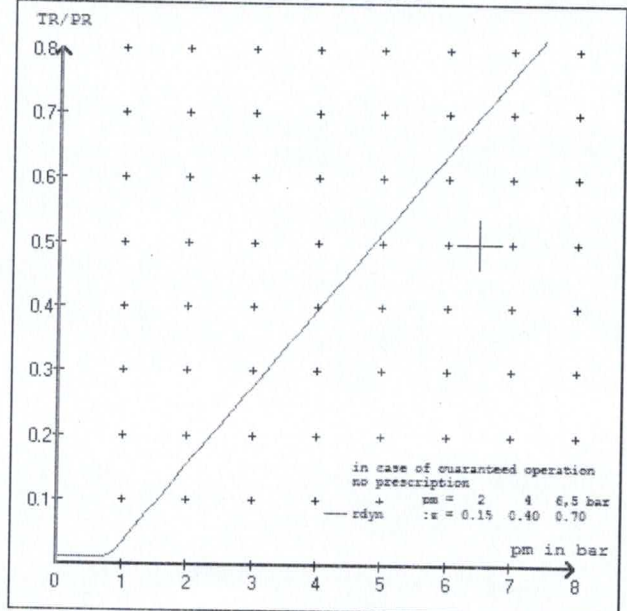
brake chamber pressure unladen



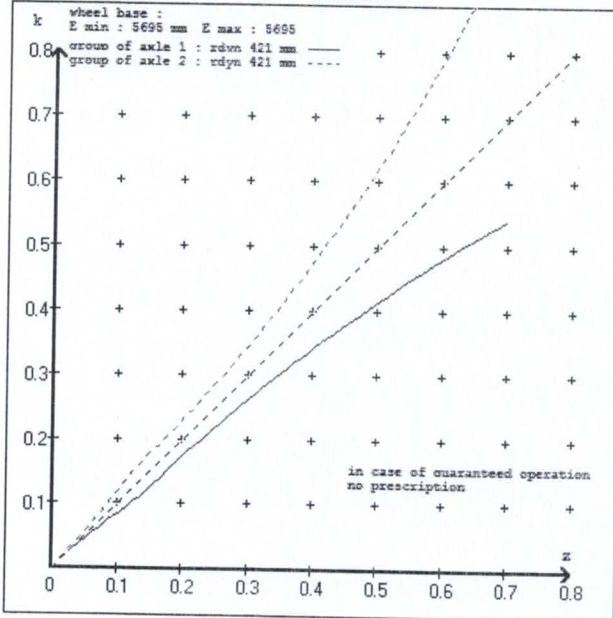
compatibility band laden



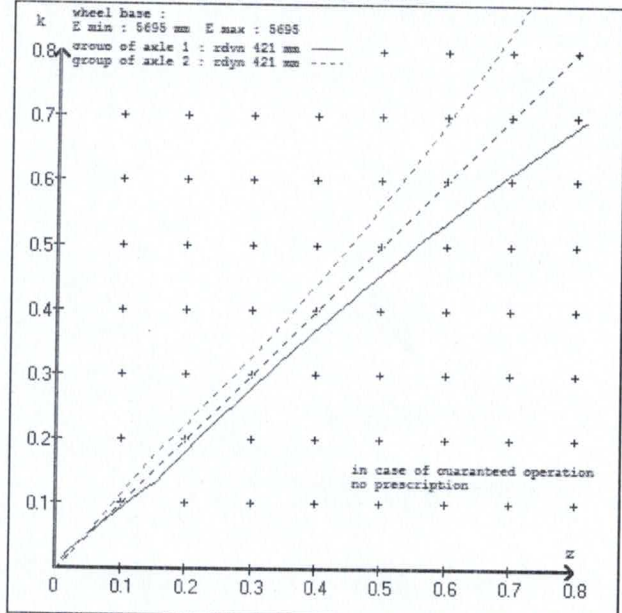
compatibility band unladen



curves of friction laden



curves of friction unladen



vehicle manufacturer: DOMETTS
 trailer model : 2015 5A TANKER, E1001
 trailer type : 5-axle-full-trailer

brake chamber and lever length :

axle 1 : 2 x type/diameter 18. (Meritor) lever length 69 mm
 axle 2 : 2 x type/diameter 18. (Meritor) lever length 69 mm
 axle 3 : 2 x type/diameter T.14/24 (Meritor) lever length 69 mm
 axle 4 : 2 x type/diameter T.14/24 (Meritor) lever length 69 mm
 axle 5 : 2 x type/diameter 14. (Meritor) lever length 69 mm

brake diagram :

valve :

480 207 0.. 0 WABCO EBS relay valve or 480 207 2.. 0
 480 102 0.. 0 WABCO EBS trailer modulator

EBS input data

=====
 vehicle manufacturer: DOMETTS
 trailer model : 2015 5A TANKER, E1001
 trailer type : 5-axle-full-trailer
 brake calculation no. : TP 2015A

tire circumference main axle : 2650 for rdyn max
 tire circumference auxiliary axle : 2650 for rdyn max

assignment pm / deceleration z: pm 0.8 bar z = 0.010
 (laden condition) 2.0 bar z = 0.134
 6.5 bar z = 0.600

control pressure pm		6,5		control pressure pm		0.8	2.0	6.5
axle	axle load unladen	bellow pr. unladen	brake pr. unladen	axle load laden	bellow pr. laden	brake pr. laden		
1	1500	to be	1.7	7250	to be	0.4	1.3	5.8
2	1500	entered by the vehicle manufact.	1.7	7250	entered by the vehicle manufact.	0.4	1.3	5.8
3	1100		1.2	6000		0.3	1.4	4.5
4	1100		1.2	6000		0.3	1.4	4.5
5	1100		1.2	6000		0.3	1.4	4.5

The unladen values indicated in the above table are values for the basic parameter set. Higher unladen axle loads and liftaxles are automatically recognized and do not require separate adjustment. The above unladen axle loads must not be fallen below.

=====

axle 1	axle 2	axle 3	axle 4	axle 5
axle load pcyl	axle load pcyl	axle load pcyl	axle load pcyl	axle load pcyl
1500 1.7	1500 1.7	1100 1.2	1100 1.2	1100 1.2
2000 2.1	2000 2.1	1600 1.5	1600 1.5	1600 1.5
2500 2.4	2500 2.4	2100 1.9	2100 1.9	2100 1.9
3000 2.8	3000 2.8	2600 2.2	2600 2.2	2600 2.2
3500 3.1	3500 3.1	3100 2.5	3100 2.5	3100 2.5
4000 3.5	4000 3.5	3600 2.9	3600 2.9	3600 2.9
4500 3.8	4500 3.8	4100 3.2	4100 3.2	4100 3.2
5000 4.2	5000 4.2	4600 3.6	4600 3.6	4600 3.6
7250 5.8	7250 5.8	6000 4.5	6000 4.5	6000 4.5

data sheet to ECE vehicle type-approval certificate concerning braking equipment: according to ECE R13 annex 11

axle 1 : reference axle: SAF	SBW 1937	brake lining: Jurid 539
test report :	TDB 0749 ECE	date : 20130930 30.09.2013
axle 2 : reference axle: SAF	SBW 1937	brake lining: Jurid 539
test report :	TDB 0749 ECE	date : 20130930 30.09.2013
axle 3 : reference axle: SAF	SBW 1937	brake lining: Jurid 539
test report :	TDB 0749 ECE	date : 20130930 30.09.2013
axle 4 : reference axle: SAF	SBW 1937	brake lining: Jurid 539
test report :	TDB 0749 ECE	date : 20130930 30.09.2013
axle 5 : reference axle: SAF	SBW 1937	brake lining: Jurid 539
test report :	TDB 0749 ECE	date : 20130930 30.09.2013

calc. verific. of residual (hot) braking force type III
(item 4.2.1 of appendix 2 to annex 11)

axle 1	(rdyn 421 mm)	T = 22.0 % Fe
axle 2	(rdyn 421 mm)	T = 22.0 % Fe
axle 3	(rdyn 421 mm)	T = 17.2 % Fe
axle 4	(rdyn 421 mm)	T = 17.2 % Fe
axle 5	(rdyn 421 mm)	T = 17.2 % Fe

calculated actuator stroke in mm
(item 4.3.1.1 of appendix 2 to annex 11)

axle 1	(sp = 58 mm)	s = 39 mm
axle 2	(sp = 58 mm)	s = 39 mm
axle 3	(sp = 56 mm)	s = 39 mm
axle 4	(sp = 56 mm)	s = 39 mm
axle 5	(sp = 56 mm)	s = 39 mm

average thrust output in N at pm = 6,5 bar (however max. pcha = 7,0 bar)

axle1	ThA = 6172 N
axle2	ThA = 6172 N
axle3	ThA = 4285 N
axle4	ThA = 4285 N
axle5	ThA = 4285 N

calc. residual (hot) braking force in N
(item 4.3.1.4 of appendix 2 to annex 11)

axle 1	(rdyn 421 mm)	T = 36490 N
axle 2	(rdyn 421 mm)	T = 36490 N
axle 3	(rdyn 421 mm)	T = 25301 N
axle 4	(rdyn 421 mm)	T = 25301 N
axle 5	(rdyn 421 mm)	T = 25301 N

basic test	type III
of subject	(calculated)
trailer (E)	residual
	(hot)braking
	0.60
	0.47

braking rate of the vehicle
(item 4.3.2 to appendix 2 to annex 11)

required braking rate
(items 1.5.3 and 1.7.2 to annex 11)

>= 0,4 and
>= 0,6*E (0.36)

axle 1	(rdyn 421 mm)	T = 36490 N
axle 2	(rdyn 421 mm)	T = 36490 N
axle 3	(rdyn 421 mm)	T = 25301 N
axle 4	(rdyn 421 mm)	T = 25301 N
axle 5	(rdyn 421 mm)	T = 25301 N

basic test	type III
of subject	(calculated)
trailer (E)	residual
	(hot)braking
	0.60
	0.47

braking rate of the vehicle
(item 4.3.2 to appendix 2 to annex 11)

required braking rate
(items 1.5.3 and 1.7.2 to annex 11)

>= 0,4 and
>= 0,6*E (0.36)

	<u>axle 3</u>	<u>axle 4</u>
no of TRISTOP-actuators per axle line KDZ	2	2
TRISTOP-actuator type	T.14/24	T.14/24
lever length	69	69
stat. tyre radius	401	401
	LBh in mm	
	rstat max in mm	
at a stroke of	30	30
min. force of spring brake	7605	7605
sp.brake chamber no Meritor.....	4	4
release pressure	4.8	4.8
	s in mm	
	TFZ in N	
	pLs in bar	

calculation:

ratio until road	3.9674	3.9674
$iFb = LBh * \eta * C * rBt / (rBn * rstat)$		
	401	401
brake force of spring br. Tf in N	59654	59654
$Tf = (TFZ * KDZ - 2 * Co / LBh) * iFb$		
braking rate	0.384	
$zf = \text{sum}(Tf) / P + 0,01$		
	zf laden	

Test of the frictional connection required by the parking brake

minimum wheelbase/minimum supporting width min Ef necessary to fulfil the regulations

$$\min Ef = E * (1 - PR/P + zferf * h/E) / (1 - zferf / (fzul * nf/ng))$$

min Ef = 4265 mm for E = 5695 mm
 =====
 min Ef = 4265 mm for E = 5695 mm
 =====

min Ef = minimum distance between front axle(s) (trailer) or support (semitrailer) and the rear axle(s) (resultant of the bogie)
 E = wheel base
 fzul = 0.80 maximum permissible frictional connection required
 zferf = 0.18 maximum required braking ratio of the parking brake
 h = 1582 mm height of center of gravity - laden
 PR = 18000 kg maximum bogie mass - laden
 P = 32500 kg maximum total mass - laden
 nf = 2 no. of axle(s) with TRISTOP spring brake actuators
 ng = 3 no. of bogie axle(s)

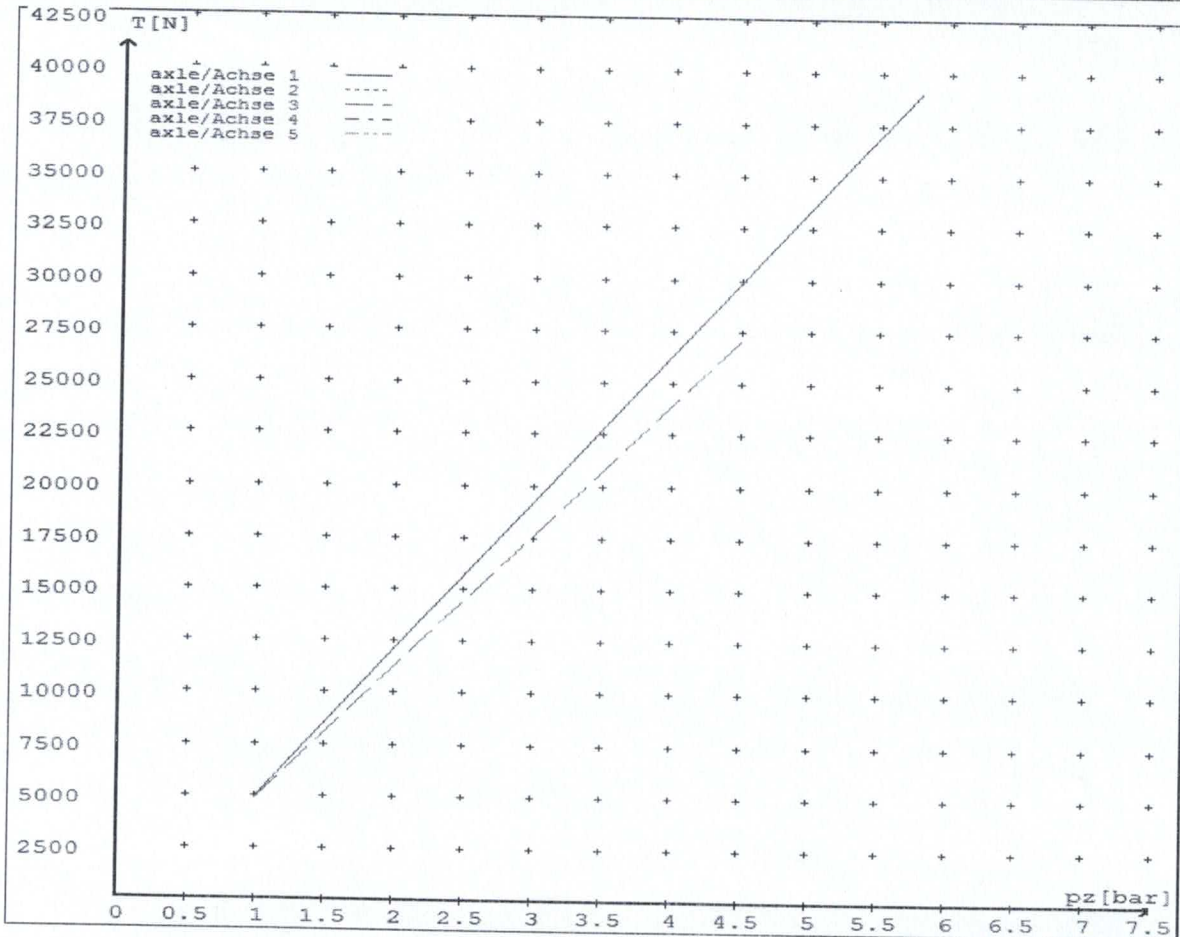
reference values

reference values for z = 50% for max rdyn: 421 mm

	pz [bar]	T [N]	T [N]
axle 1	1.0	4932	
	5.8	39113	
axle 2	1.0	4932	
	5.8	39113	
axle 3	1.0		4868
	4.5		27066
axle 4	1.0		4868
	4.5		27066
axle 5	1.0		4868
	4.5		27066

VIN - no.:

brake cylinder type (service / parking) Bremszylinder Typ (Betrieb / Fest)	Axle(s) / Achse(n)				
	18./	18./	T.14/24	T.14/24	14./
Maximum stroke smax = ...mm maximaler Hub smax =mm	64	64	64	64	64
Lever length =mm Hebellänge =mm	69.08	69.08	69.08	69.08	69.08



reference values for $z = 0.5$

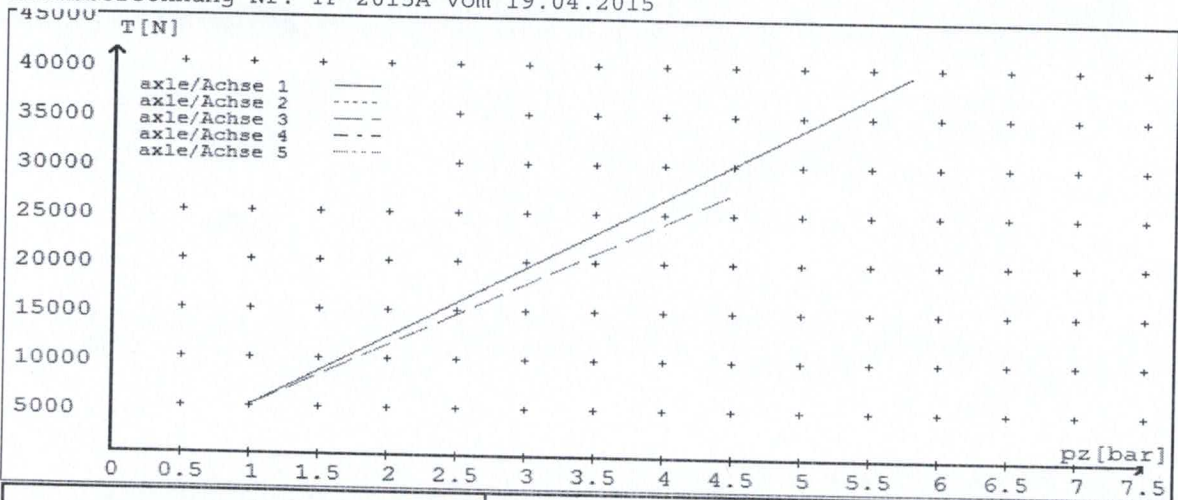
Angabe der Referenzwerte für $z = 0.5$

for max rdyn: 421 mm

für max rdyn: 421 mm

brake calculation no: TP 2015A date 19.04.2015

Bremsberechnung Nr: TP 2015A vom 19.04.2015



	Axle(s) / Achse(n)				
	18./	18./	T.14/24	T.14/24	14./
brake cylinder type (service / parking) Bremszylinder Typ (Betrieb / Fest)	18./	18./	T.14/24	T.14/24	14./
Maximum stroke $s_{max} = \dots$ mm maximaler Hub $s_{max} = \dots$ mm	64	64	64	64	64
Lever length = \dots mm Hebellänge = \dots mm	69.08	69.08	69.08	69.08	69.08

HVBR WORKSHEET

(PROCEDURE & COMPLIANCE DOCUMENTATION SHEET)

CERTIFICATE No.

CJC153079

CUSTOMER NAME

DOMETT TRAILERS

CUSTOMER ORDER No.

4357

DATE RECEIVED

07.05.15

VEHICLE TYPE

5 AXLE FULL TRAILER

REG No.

CHASSIS No.

7A9E10015F1023354

BRIEF SPECIFICATION AS CERTIFIED TO HVBR

BRAKE CHAMBERS:

<u>Ax #</u>	<u>Make/model</u>	<u>Max stroke</u>	<u>Lever length</u>
1,2:	TSE/18HSCLD65	65 mm	69 mm
3&4:	TSE/1416HTLD64	64 mm	69 mm
5:	TSE/14HSCLD64	64 mm	69 mm

BRAKE VALVES:

Ratio Valve Setting:

EBS CONTROL

Test Points:

3 4 5 7

FRICION LINING:

(All) Lining Brand

OEM
JURID 539

Aftermarket

EBS CONTROL: IF SPECIAL CONDITIONS APPLY – SEE INSTRUCTION ON LT400

VALVES: AS PER BRAKE CALCULATION TP 50853 & SO1550738

TYRE SIZE: 265 70 R 19.5

NOTES

PACKING SLIP NO.

PROCESS TIME:

1

BRAKE CALC #TP2015A – THE MERITOR CHAMBERS ARE THE TSE VARIANT.

COMPLETION DATE : 7th May 2015

SIGNATURE: 

Statement of Compliance with the New Zealand Heavy Brake Rule

Documentation required supporting Statements of Compliance with the New Zealand Heavy Brake Rule, to be made available to the Statutory Authority on request, must include all calculations and test reports.

Confirmation of compliance

I confirm that the vehicle identified on page 1 of this Statement of Compliance complies with all relevant requirements of the current New Zealand Heavy Vehicle Brake Rule 32015/3, Schedule 5.

Date: 7th May 2015

Signed: 

Certifier's identification

Name: C J Clarke

Phone (bus): (09) 980 7300 Fax (bus): (09) 980 7306

Postal address: Transport Specialties, Cnr Kerrs & Ash Roads

Wiri, Auckland, PO Box 98 971 Manukau City 2241

Position: CJC

Confirmation of continued compliance of modification

I confirm the brake system of the vehicle identified on page 1 of this Statement of Compliance as modified by myself, continues to comply with all the relevant requirements of the current New Zealand Heavy Vehicle Brake Rule 32015/3, Schedule 5.

Date: _____

Signed: _____

Certifier's identification: CJC

Name:

Phone (bus): (09) 980 7300 Fax (bus): (09) 980 7306

Postal address: Transport Specialties Ltd

Cnr Kerrs & Ash Roads, Wiri, Auckland

PO Box 98 971, Manukau City 2241