



Heavy Vehicle Specialist Certificate

Heavy Vehicle Specialist Inspector and Inspecting Organisation

Heavy Vehicle Specialist Inspector's Name (PRINT IN CAPS)

ID

CHRIS CLARKE

GTC

Vehicle Registration*

VIN / Chassis Number

7A9D35012D1023A17

Component being certified:

Chassis Modification

Load Anchorage

Log Bolsters

Certification Category

Towing Connection

✓ Brakes

SRT

HUEK

Description of Work

CARRY OUT SET UP OF TRAILER EBS SYSTEM

ROEL STABILITY FUNCTION ACTIVATED (RSS) + TESTER AS PER START UP PROTOCOL.

Code/Standard Certified to

Component Load Rating(s)

HUBNZ 32015/2 SCHED 5

General Drawing Number(s)

30000 KG.

N/A.

Supporting Documents

BRAKE DESIGN CERTIFICATE - JH121222

PREV EXEMPTION REF HUB12/395

*Special Conditions

WARNING LAMP MUST ILLUMINATE WHEN IGNITION IS SWITCHED ON + THEN EXTINGUISH IMMEDIATELY OR WHEN VEHICLE EXCEEDS 7KPH.

Certification Expiry Date (if applicable)

OR

Hubodometer Reading (whichever comes first)

N/A

Declaration

I the undersigned, declare that I am the Heavy Vehicle Specialist Inspector identified above and I hold a current valid appointment. I certify that the above mentioned vehicle component's design, manufacture and installation, and this certification complies in all respects with the Land Transport Rule Vehicle Standards Compliance 2002 and my Deed of Appointment. To the best of my knowledge the information contained in this Certificate is true and correct.

Designer's ID (if certified by a manufacturer)

Inspector's / Delegate's Signature

*Delegate's Name (PRINT IN CAPS)

Date

Number

23.01.2013

424292

COF Vehicle Inspector ID:

COF Vehicle Inspector Signature:

Date

All fields excluding those marked with * must be completed before this certificate can be accepted.

WABCO START-UP PROTOCOL


System	Trailer EBS-E	WABCO part number	480 102 080 0
Production date	2012-11-07	Serial number	897001002100J
Serial number (modulator)	000000018103		
Fingerprint Customer EOL / Customer Development / Flash Program	W503643 / 2013-01-23 ; 00000000 / 0000-00-00 ; 00000000 / 0000-00-00		

WABCO		TRAILER EBS-E		GGVS/ADR TUEH TB 2007 - 019.00 HXS 15*8.825		
HERSTELLER MANUFACTURER CONSTRUCTEUR	DOMETT T&T		GIO	Pin1	Pin3	Pin4
TYP TYPE	4AX BULK TIPPER		1	---	---	---
FÄHRZEUG IDENT.NR. CHASSIS NUMBER NUMERO DE CHASSIS	7A9D35012D1023117		2	---	---	---
BREMSEBERECHNUNGS-NR. BRAKE CALCULATION NO. CALCUL DE FREINAGE NO.	TP50734		3	ALS2	ALS2	---
POLRADZAHNZAHL c-d e-f POLE WHEEL TEETH c-d e-f DENTS ROUE DENTÉE c-d e-f	100	100	4	---	---	---
RSS RSS RSS	Einfachbereifung Single Tyre Monte simple	Lenkachsen Steering axle Essieu vireur	5	DIAG	DIAG	DIAG
	Zwillingsbereifung Twin Tyre Monte jumelee	Kipplritisches Fahrzeug Critical Trailer Vehicule critique	6	---	---	---
Subsystems	---	I/O	7	---	---	---

ACHSE AXLE ESSIEU	6.5			0.7			2.0			6.5	TYP TYPE	(mm)	(mm)	(bar)	
	pm (bar)	0.7	1.9	7500	4.7	0.3	1.3	---	6.2					1.0	Pz
	pZ			pZ			pZ			TR (daN)					
1	1500	0.7	1.9	7500	4.7	0.3	1.3	---	6.2	-	24	67	152	622	4491
2	1500	0.7	1.9	7500	4.7	0.3	1.3	---	6.2	-	24	67	152	622	4491
3	1150	0.6	1.1	7500	4.7	0.3	1.4	---	4.2	-	24 / 30	64	140	611	2869
4	1150	0.6	1.1	7500	4.7	0.3	1.4	---	4.2	-	24 / 30	64	140	611	2869
5	0	---	---	0	---	---	---	---	---	-	---	---	---	---	---

Diagnostic memory	OK	Warning lamp control	OK
Parameter setting	carried out	Stop light power supply	Not tested
EBS pressure test	Not tested	Lifting axle test	Not tested
Redundancy test	OK	ECAS distance sensor calibration	Not tested
ABS sensor assignment	OK	Distance sensor Axle load calibr	Not tested
RTR check	Not tested	Leak test	Not tested
Immobilizer test	Not tested	Signal outputs TEBS	Not tested
Signal inputs	Not tested		

Diagnostic memory ELEX	Not tested	Signal outputs ELEX	Not tested
TailGUARDlight	Not tested	TailGUARD	Not tested

Manufacturer	DOMETT T&T	Vehicle ident. no	7A9D35012D1023117
Vehicle type	4AX BULK TIPPER	Odometer reading	0.0 km
next Service	0 km.	Trip reading	0.0 km
Tested by	Chris Clarke	Signature 	
Date	2013-01-23 11:31:35 a.m.		



NZ TRANSPORT AGENCY
WAKA KOTAHI

NATIONAL OFFICE

50 Victoria Street
Private Bag 6995
Wellington 6141
New Zealand
T 64 4 894 5400
F 64 4 894 6100
www.nzta.govt.nz

Exemption: HVB12/395

**EXEMPTION FROM SPECIFIED REQUIREMENTS OF LAND TRANSPORT RULE:
Heavy-vehicle Brakes 2006, Rule 32015**

Pursuant to Section 166(1) of the Land Transport Act 1998, and pursuant to the powers delegated to me, I Jackie Hartley, Administrator (Assessments) hereby exempt the motor vehicle specified in Schedule 1 hereto from the section of Land Transport Rule: Heavy-vehicle Brakes 2006 (the Rule) listed in Schedule 2, subject to the conditions specified in Schedule 3.

SCHEDULE 1:

Make/Model: **Domett T & T Ltd, 4 axle full-trailer**
VIN/CHASSIS: **7A9D35012D1023117**


SCHEDULE 2: - Exempted Requirement

Section 2.3(9); The parking brake of a vehicle, whether or not it is being operated as a combination vehicle, must be able to be applied by the driver from the normal driving position using one control only.

SCHEDULE 3: - Conditions of this exemption:

- 1) The vehicle must be fitted with a Wabco park-release emergency valve (PREV), Part Number: 971 002 900 0.
- 2) The vehicle must be fitted with the Wabco PREV name plate, Part Number 971 002 103 4, adjacent to the PREV.
- 3) The vehicle must still be fitted with a parking brake that complies with all parking brake requirements in the Rule other than the requirement in Clause 2.3(9) of the Rule.
- 4) The installation of the PREV must be approved in writing by Gough Transpecs or an NZ Transport Agency appointed HVEK certifier acting on behalf of, and under instruction from, Gough Transpecs; Gough Transpecs must keep a written record of all approvals.
- 5) An HVEK certifier in 4) must be fully trained in end of line procedures for Wabco electronically controlled braking systems
- 6) Gough Transpecs must provide full operator training in the use of the PREV and furnish the operator with full written operating instructions for the PREV.
- 7) The vehicle must not be modified in any way while operating under this exemption.
- 8) This original exemption must be kept by Gough Transpecs.
- 9) A copy of this exemption (printed on a silver WABCO Sticker) must be affixed to the exempted vehicle as close to the WABCO PREV as possible.
- 10) The sticker in 9) must be legible and include all printed areas of this original exemption letter.
- 11) This exemption can be revoked at any time in writing by the NZ Transport Agency.

Signed at Wellington this 6th day of December 2012.


Jackie Hartley
Administrator (Assessments)

distribution: DOMETT T&T
 7A9D35017D1023114 + 7A9D35019D1023115
 7A9D35002D1023116 + 7A9D35012D1023117
 7A9E20015C1023122

please note!

This brake calculation is made under consideration of
 -the legal prescriptions mentioned above in the version valid at the time of making the program (V6.12.08.27).
 -the functional characteristics of our products as well as the data of the brake out of the test approvals of the axle manufacturers, and
 -the other vehicle data included in the brake calculation.
 Please check whether these data correspond to the actual vehicle data.
 Our conditions of delivery apply (particularly section 9.0).
 In any case we commend to do a braking harmonisation!
 WABCOBrake V6.12.08.27 db 30.08.2012

vehicle manufacturer: DOMETT T&T
 trailer model : 4AX BULK TIPPER
 trailer type : 4-axle full-trailer
 remarks : air / hydraulic / VA suspension
 WABCO TRAILER - EBS E
 TRISTOP 3+4: 24/30
 265/70 R 19,5

axle 1 + 2 + 3 + 4 : Hendrickson, HXS 15"x 8.625", ,

			<u>unladen</u>	<u>laden</u>
total mass	P in kg		5300	30000
axle 1	P1 in kg		1500	7500
axle 2	P2 in kg		1500	7500
axle 3	P3 in kg		1150	7500
axle 4	P4 in kg		1150	7500
wheel base	E in mm	4900 -	4900	
centre of gravity height	h in mm		1260	2092

		<u>axle 1</u>	<u>axle 2</u>	<u>axle 3</u>	<u>axle 4</u>
no. of combined axles		manually 1	manually 1	manually 1	manually 1
no. of brake chambers per axle line	KDZ	2	2	2	2
The power output corresponds to		FE 747	FE 747BC	0051.0BC	0051.0
brake chamber manufacturer		WABCO	WABCO	WABCO	WABCO
chamber size		24	24	24/30	24/30
lever length	lBh in mm	152	152	140	140
brake factor	[-]	8.70	8.70	8.70	8.70
dyn. rolling radius	rdyn min in mm	421	421	421	421
dyn. rolling radius	rdyn max in mm	421	421	421	421
threshold torque	Co Nm	10.0	10.0	10.0	10.0

calculation:

chamber pressure (rdyn min) pH at z=22,5%bar		2.2	2.2	1.9	1.9
chamber pressure (rdyn max) pH at z=22,5%bar		2.2	2.2	1.9	1.9
chamber press. (servo) pcha at pm6,5bar bar		6.2	6.2	4.2	4.2
piston force ThA at pm6,5bar N		8556	8556	5915	5915
brake force (rdyn min) T lad. at pm6,5bar N		54074	54074	34546	34546
brake force (rdyn max) T lad. at pm6,5bar N		54074	54074	34546	34546
brake force within 1 % rolling friction	%	25.6	25.6	24.4	24.4

braking rate z laden 0.602 for rdyn min
 z = sum (TR)/PRmax 0.602 for rdyn max

Trailer may only be operated in combination with trucks/tractors with ISO 7638 supply (5 or 7 polar).

brake diagram :

maximum pressure: 8.5 bar

axle 1:

valve 1: 971 002 ... 0 WABCO
EBS emergency valve

valve 2: 480 207 0.. 0 WABCO or 480 207 2.. 0
EBS relay valve

brake cylinder: WABCO 423 106 9.. 0

axle 2:

valve 1: 971 002 ... 0 WABCO
EBS emergency valve

valve 2: 480 207 0.. 0 WABCO or 480 207 2.. 0
EBS relay valve

brake cylinder: WABCO 423 106 9.. 0

axle 3:

valve 1: 971 002 ... 0 WABCO
EBS emergency valve

valve 2: 480 102 0.. 0 WABCO
EBS trailer modulator

brake cylinder: WABCO 925 376 005 0 / 925 376 2.. 0

axle 4:

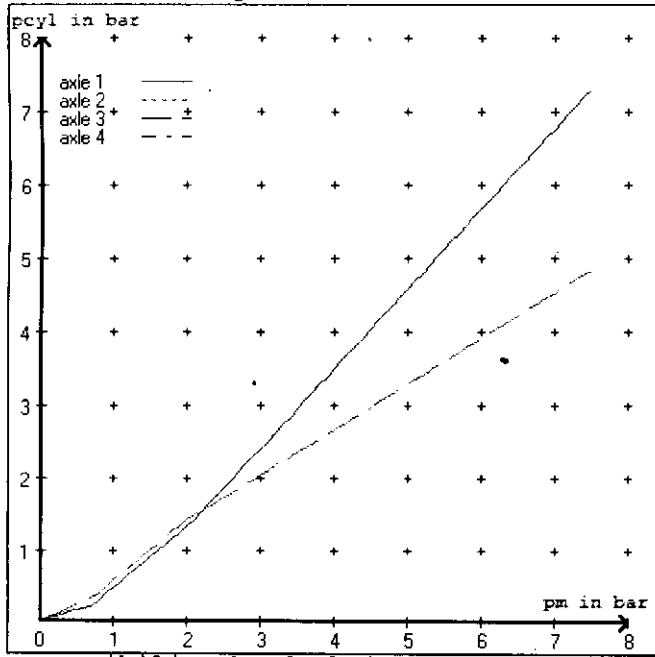
valve 1: 971 002 ... 0 WABCO
 EBS emergency valve

valve 2: 480 102 0.. 0 WABCO
 EBS trailer modulator

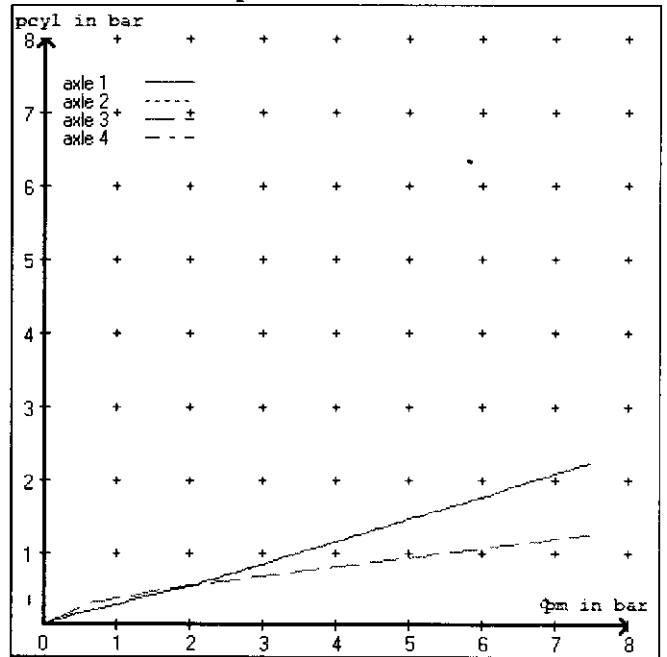
brake cylinder: WABCO 925 376 005 0 / 925 376 2.. 0

test type III (zIII = 0.30)	for rdyn min :	axle1	axle2	axle3	axle4	
at pm 3.5 bar =>	pcha in bar :	3.0	3.0	2.4	2.4	
test type III (zIII = 0.06)	for rdyn min :	axle1	axle2	axle3	axle4	
at pm 1.2 bar =>	pcha in bar :	0.6	0.6	0.7	0.7	o

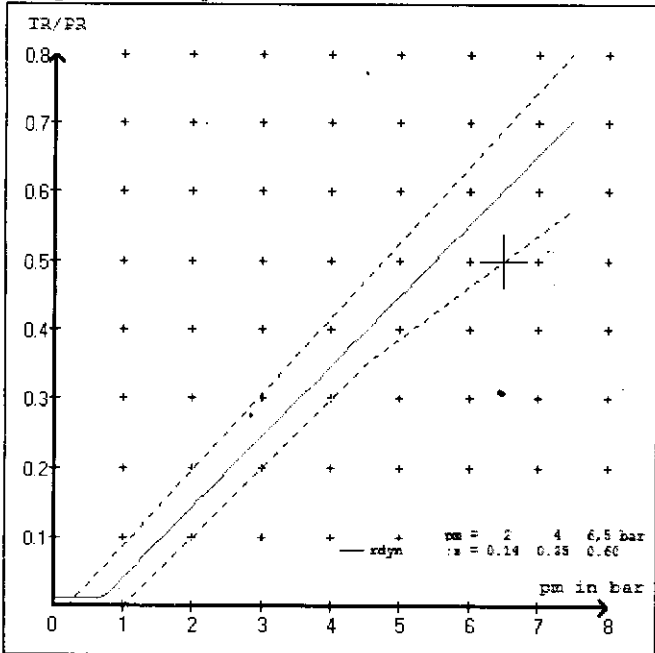
brake chamber pressure laden



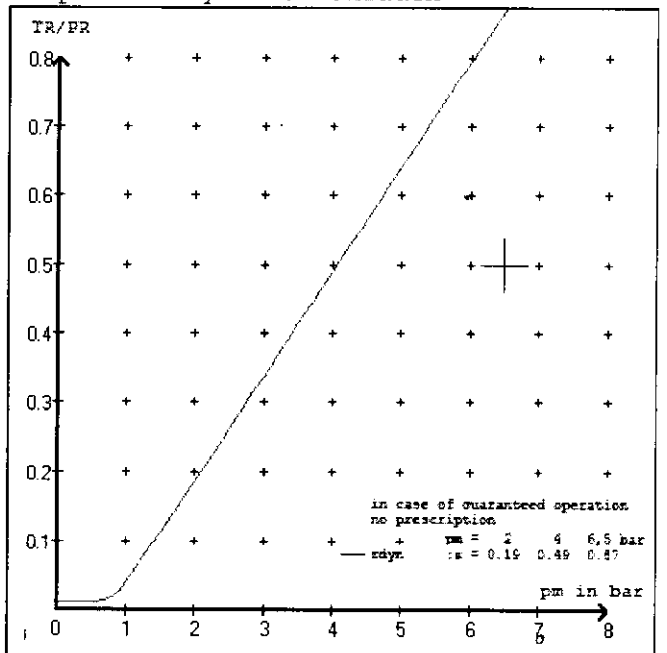
brake chamber pressure unladen



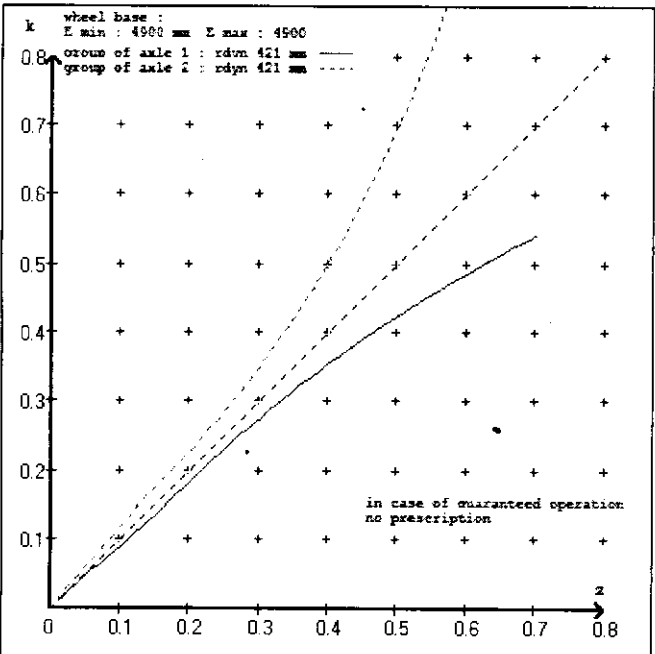
compatibility band laden



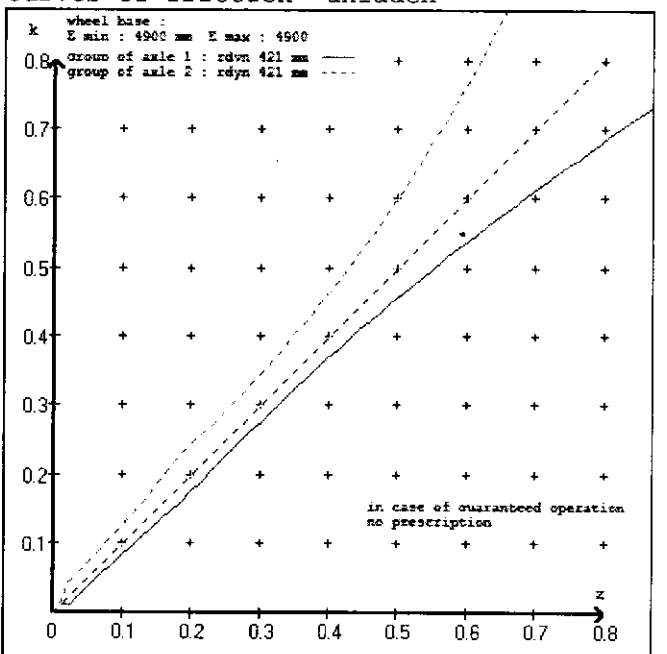
compatibility band unladen



curves of friction laden



curves of friction unladen



vehicle manufacturer: DOMETT T&T
 trailer model : 4AX BULK TIPPER
 trailer type : 4-axle-full-trailer

brake chamber and lever length :

axle 1 : 2 x type/diameter 24 (WABCO) lever length 152 mm
 axle 2 : 2 x type/diameter 24 (WABCO) lever length 152 mm
 axle 3 : 2 x type/diameter 24/30 (WABCO) lever length 140 mm
 axle 4 : 2 x type/diameter 24/30 (WABCO) lever length 140 mm

brake diagram :

valve :

971 002 ... 0 WABCO EBS emergency valve
 480 207 0.. 0 WABCO EBS relay valve or 480 207 2.. 0
 480 102 0.. 0 WABCO EBS trailer modulator

EBS input data

=====

vehicle manufacturer: DOMETT T&T
 trailer model : 4AX BULK TIPPER
 trailer type : 4-axle-full-trailer
 brake calculation no. : TP 50734A

tire circumference main axle : 2650 for rdyn max
 tire circumference auxiliary axle : 2650 for rdyn max

assignment pm / deceleration z: pm 0.7 bar z = 0.010
 (laden condition) 2.0 bar z = 0.142
 6.5 bar z = 0.600

control pressure pm			6,5	control pressure pm			0.7	2.0	6.5
axle	axle load unladen	bellow pr. unladen	brake pr. unladen	axle load laden	bellow pr. laden	brake pr. laden			
1	1500	to be entered by the vehicle manufact.	1.9	7500	to be entered by the vehicle manufact.	0.3	1.3	6.2	
2	1500		1.9	7500		0.3	1.3	6.2	
3	1150		1.1	7500		0.3	1.4	4.2	
4	1150		1.1	7500		0.3	1.4	4.2	
5	0		0,0	0		0,0	0,0	0,0	

The unladen values indicated in the above table are values for the basic parameter set. Higher unladen axle loads and liftaxles are automatically recognized and do not require separate adjustment. The above unladen axle loads must not be fallen below.

=====

axle 1	axle 2	axle 3	axle 4
axle load pcyl	axle load pcyl	axle load pcyl	axle load pcyl
1500	1.9	1500	1.9
2000	2.3	1500	1.1
2500	2.6	2000	1.3
3000	3.0	2500	1.6
3500	3.3	3000	1.8
4000	3.7	3500	2.1
4500	4.0	4000	2.3
5000	4.4	4500	2.6
7500	6.2	5000	2.8
		7500	4.2

data sheet to ECE vehicle type-approval certificate concerning braking equipment: according to ECE R13 annex 11

axle 1	: reference axle: HendricksonINTRAAX	brake lining: Abex 3030-197
	test report :	date : 08/25/04
axle 2	: reference axle: HendricksonINTRAAX	brake lining: Abex 3030-197
	test report :	date : 08/25/04
axle 3	: reference axle: HendricksonINTRAAX	brake lining: Abex 3030-197
	test report :	date : 08/25/04
axle 4	: reference axle: HendricksonINTRAAX	brake lining: Abex 3030-197
	test report :	date : 08/25/04

calc. verif. of residual (hot) braking force type III
(item 4.2.1 of appendix 2 to annex 11)

axle 1	(rdyn 421 mm)	T = 24.5 % Fe
axle 2	(rdyn 421 mm)	T = 24.5 % Fe
axle 3	(rdyn 421 mm)	T = 18.4 % Fe
axle 4	(rdyn 421 mm)	T = 18.4 % Fe

calculated actuator stroke in mm
(item 4.3.1.1 of appendix 2 to annex 11)

axle 1	(sp = 73 mm)	s = 46 mm
axle 2	(sp = 73 mm)	s = 46 mm
axle 3	(sp = 63 mm)	s = 42 mm
axle 4	(sp = 63 mm)	s = 42 mm

average thrust output in N at pm = 6,5 bar (however max. pcha = 7,0 bar)

axle1	ThA = 8556 N
axle2	ThA = 8556 N
axle3	ThA = 5915 N
axle4	ThA = 5915 N

calc. residual (hot) braking force in N
(item 4.3.1.4 of appendix 2 to annex 11)

axle 1	(rdyn 421 mm)	T = 55814 N
axle 2	(rdyn 421 mm)	T = 55814 N
axle 3	(rdyn 421 mm)	T = 35663 N
axle 4	(rdyn 421 mm)	T = 35663 N

basic test	type III
of subject	(calculated)
trailer (E)	residual
	(hot)braking
	0.60
	0.62

braking rate of the vehicle
(item 4.3.2 to appendix 2 to annex 11)

required braking rate
(items 1.5.3 and 1.7.2 to annex 11)

>= 0,4 and
>= 0,6*E (0.36)

axle 1	(rdyn 421 mm)	T = 55814 N
axle 2	(rdyn 421 mm)	T = 55814 N
axle 3	(rdyn 421 mm)	T = 35663 N
axle 4	(rdyn 421 mm)	T = 35663 N

basic test	type III
of subject	(calculated)
trailer (E)	residual
	(hot)braking
	0.60
	0.62

braking rate of the vehicle
(item 4.3.2 to appendix 2 to annex 11)

required braking rate
(items 1.5.3 and 1.7.2 to annex 11)

>= 0,4 and
>= 0,6*E (0.36)

spring parking brake

		<u>axle 3</u>	<u>axle 4</u>
no of TRISTOP-actuators per axle line KDZ		2	2
TRISTOP-actuator type		24/30	24/30
lever length	lBh in mm	140	140
stat. tyre radius	rstat max in mm	401	401
at a stroke of	s in mm	30	30
min. force of spring brake	TFZ in N	6360	6360
sp.brake chamber no 925		376 005 0376 005 0	
sp.brake chamber no 925		376 2.. 0376 2.. 0	
release pressure	pLs in bar	4.9	4.9

calculation:

ratio until road		3.0374	3.0374
$iFb = lBh * \eta * C * rBt / (2 * rBn * rstat)$			
	for rstat in mm	401	401
brake force of spring br. Tf in N		38202	38202
$Tf = (TFZ * KDZ - 2 * Co / lBh) * iFb$			
braking rate	zf laden	0.270	
$zf = \text{sum}(Tf) / P + 0,01$			

Test of the frictional connection required by the parking brake

minimum wheelbase/minimum supporting width min Ef necessary to fulfil the regulations

$$\text{min Ef} = E * (1 - PR/P + zferf * h/E) / (1 - zferf / (fzul * nf/ng))$$

min Ef = 3647 mm for E = 4900 mm
 =====
 min Ef = 3647 mm for E = 4900 mm
 =====

min Ef = minimum distance between front axle(s) (trailer) or support (semitraile) and the rear axle(s) (resultant of the bogie)
 E = wheel base
 fzul = 0.80 maximum permissible frictional connection required
 zferf = 0.18 maximum required braking ratio of the parking brake
 h = 2092 mm height of center of gravity - laden
 PR = 15000 kg maximum bogie mass - laden
 P = 30000 kg maximum total mass - laden
 nf = 2 no. of axle(s) with TRISTOP spring brake actuators
 ng = 2 no. of bogie axle(s)

axle manufacturer	axle 1 + 2 + 3 + 4	
type of brake	Hendrickson	
type of axle	HXS 15"x 8.625"	
test report no.	INTRAAX	
test report of characteristic value		
adm. stat. axle load	Pstat in kg	10500
tested axle load	Pe in kg	10500
max. adm. tyre radius	Rezul in mm	999
adm. cam. torque (6,5 bar)	Czul in Nm	2020
lining area per brake	AB in cm ²	1351
no. of brake cylinder	-	2
brakefactor Bf	-	8.70
threshold torque (Co,dec)	in Nm	10
date	08/25/04	
brake lining	Abex 3030-197	
cam torque	Ce in Nm	1480
brake force	TeIII in daN	5220
stroke	seIII in mm	46
tested tyre radius	Re in mm	516
tested lever length	le in mm	152
threshold torque (Co,e)	in Nm	9

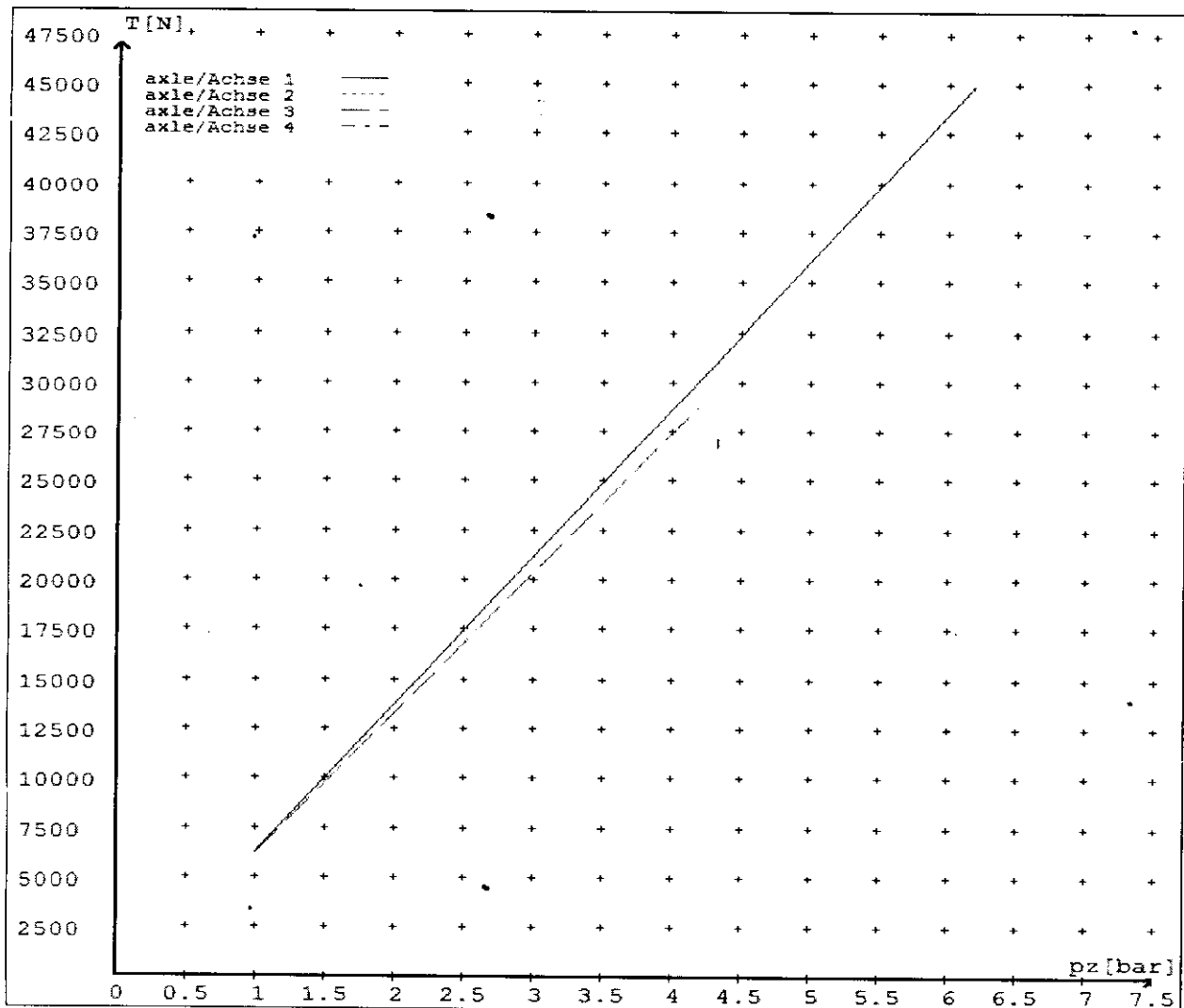
reference values

reference values for z = 50% for max rdyn: 421 mm

	pz [bar]	T [N]	T [N]
axle 1	1.0	6221	
	6.2	44912	
axle 2	1.0	6221	
	6.2	44912	
axle 3	1.0		6117
	4.2		28692
axle 4	1.0		6117
	4.2		28692

VIN - no.:

	Axle(s) / Achse(n)				
brake cylinder type (service / parking) Bremszylinder Typ (Betrieb / Fest)	24/	24/	24/30	24/30	/
Maximum stroke smax = ...mm maximaler Hub smax =mm	67	67	64	64	
Lever length =mm Hebellänge =mm	152	152	140	140	



reference values for z = 0.5

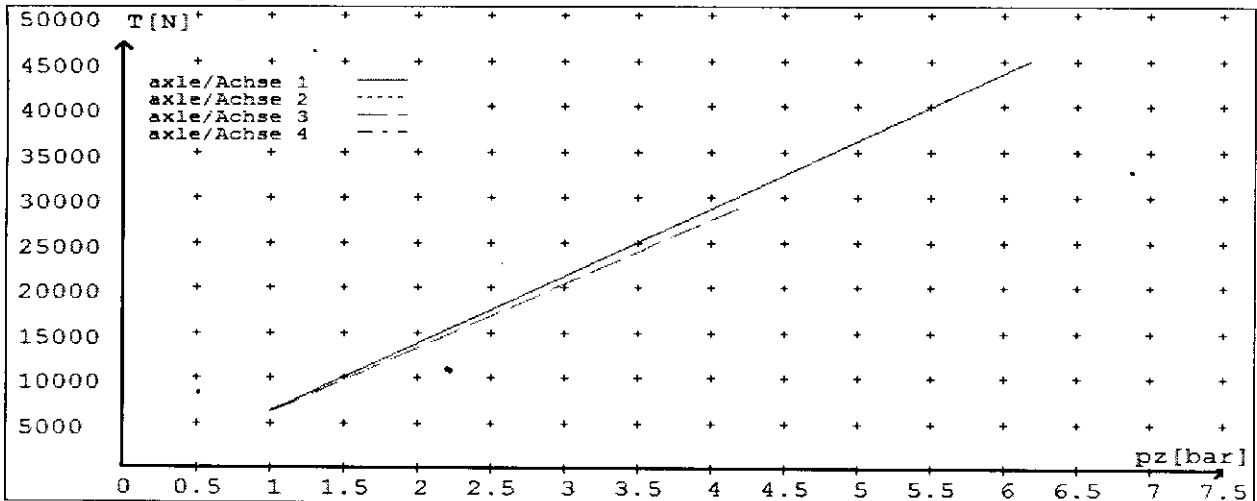
for max rdyn: 421 mm

Angabe der Referenzwerte für z = 0.5

für max rdyn: 421 mm

brake calculation no: TP 50734A date 10.12.2012

Bremsberechnung Nr: TP 50734A vom 10.12.2012



	Axle(s) / Achse(n)				
brake cylinder type (service / parking) Bremszylinder Typ (Betrieb / Fest)	24/	24/	24/30	24/30	/
Maximum stroke smax = ...mm maximaler Hub smax = ...mm	67	67	64	64	e
Lever length = ...mm Hebellänge = ...mm	152	152	140	140	

HVBR WORKSHEET
(PROCEDURE & COMPLIANCE DOCUMENTATION SHEET)

CERTIFICATE No. JH121222

CUSTOMER NAME

DOMETT T&T

CUSTOMER ORDER No.

3949

DATE RECEIVED

10.10.12

VEHICLE TYPE

4 AXLE FULL TRAILER

REG No.

CHASSIS No.

7A9D35012D1023117

BRIEF SPECIFICATION AS CERTIFIED TO HVBR

BRAKE CHAMBERS:

Type: 24 (TSE): Max stroke = 67 mm Lever length = 152 mm

Type: 2430 (TSE) : Max stroke = 64 mm Lever length = 140 mm

BRAKE VALVES:

Ratio Valve Setting: **EBS CONTROL**

Test Points: 3 4 5 7

FRICITION LINING:

(All) Lining Brand

OEM Aftermarket
ABEX 3030-197

EBS CONTROL: IF SPECIAL CONDITIONS APPLY – SEE INSTRUCTION ON LT400

VALVES: AS PER BRAKE CALCULATION# TP50734: WABCO CHAMBERS ARE TSE

TYRE SIZE: 265 70 R 19.5

NOTES

PACKING SLIP NO.


SO1522099

PROCESS TIME:

1

COMPLETION DATE : 20th Dec 2012

SIGNATURE (pp.):




Statement of Compliance with the New Zealand Heavy Brake Rule

Documentation required supporting Statements of Compliance with the New Zealand Heavy Brake Rule, to be made available to the Statutory Authority on request, must include all calculations and test reports.

Confirmation of compliance

I confirm that the vehicle identified on page 1 of this Statement of Compliance complies with all relevant requirements of the current New Zealand Heavy Vehicle Brake Rule 32015/2, Schedule 5.

Date: 20th Dec 2012

Signed (pp.): 

Certifier's identification

Name: J E Hirst

Phone (bus): (09) 980 7300 Fax (bus): (09) 980 7306

Postal address: Transport Specialties, Cnr Kerrs & Ash Roads

Wiri, Auckland, PO Box 98 971 Manukau City 2241

Position: JEH

Confirmation of continued compliance of modification

I confirm the brake system of the vehicle identified on page 1 of this Statement of Compliance as modified by myself, continues to comply with all the relevant requirements of the current New Zealand Heavy Vehicle Brake Rule 32015/2, Schedule 5.

Date: _____

Signed: _____

Certifier's identification: JEH

Name:

Phone (bus): (09) 980 7300 Fax (bus): (09) 980 7306

Postal address: Transport Specialties Ltd

Cnr Kerrs & Ash Roads, Wiri, Auckland

PO Box 98 971, Manukau City 2241

GOUGH *Transpecs*

P.O.Box 98-971

South Auckland Mail Centre

J.HIRST (JEH)

DATE	23-Jan-13	BRAKE SYSTEM	WABCO EBS-E
CERT. NO.	JH121222	PREV EXEMPTION	HVB12/395
VIN / CHASSIS	7A9D35012D1023117		
BRAKE CHAMBERS FRONT	24S TSE		
BRAKE CHAMBERS REAR	2430GC TSE		
SLACK LENGTH FRONT	152 mm	TYRE SIZE FRONT	265 70 R 19.5
SLACK LENGTH REAR	140 mm	TYRE SIZE REAR	265 70 R 19.5
THIS VEHICLE COMPLIES WITH THE NZ HVBR 32015/2 - SCHEDULE 5	LINING MATERIAL FRONT	ABEX 3030-197	
	LINING MATERIAL REAR	ABEX 3030-197	

WABCO		TRAILER EBS-E		GGVS/ADR TUEH TB 2007 - 019.00 HXS 15*8.625											
HERSTELLER MANUFACTURER CONSTRUCTEUR		DOMETT T&T		GIO											
TYP TYPE TYPE		4AX BULK TIPPER		Pin1											
FAHRZEUG IDENT.NR. CHASSIS NUMBER NUMERO DE CHASSIS		7A9D35012D1023117		Pin3											
BREMSRECHNUNGS-NR. BRAKE CALCULATION NO. CALCUL. DE FREINAGE NO.		TP50734		Pin4											
POLRADZÄHREZAHL c-d e-f POLE WHEEL TEETH c-d e-f DENTS ROUE DENTÉE c-d e-f		100	100	ABS-System ABS-System Système ABS	4S/3M										
RSS	Einstichberührung Single Tyre Monte simple		Lenksachse Steering axle Essieu vateur												
RSS	Zwillingsberührung Twin Tyre Monte jumelle	X	Kippstrichliches Fahrzeug Critical Trailer Vehicule critique												
Subsystems		I/O													
ACHSE AXLE ESSIEU	pm (bar)		pm (bar)		pm (bar)		pm (bar)		TYP TYPE	(mm)	(mm)	(bar)			
	1.0	Pz	1.0	Pz	1.0	Pz	1.0	Pz				TR (daN)			
1	1500	0.7	1.9	7500	4.7	0.3	1.3	---	6.2	-	24	67	152	622	4491
2	1500	0.7	1.9	7500	4.7	0.3	1.3	---	6.2	-	24	67	152	622	4491
3	1150	0.6	1.1	7500	4.7	0.3	1.4	---	4.2	-	24 / 30	64	140	611	2869
4	1150	0.6	1.1	7500	4.7	0.3	1.4	---	4.2	-	24 / 30	64	140	611	2869
5	0	---	---	0	---	---	---	---	---	-	---	---	---	---	---



NZ TRANSPORT AGENCY
WAKA KOTAHĪ

NATIONAL OFFICE

50 Victoria Street
Private Bag 6995
Wellington 6141
New Zealand
T 64 4 894 5400
F 64 4 894 6100

www.nzta.govt.nz

Exemption: HVB12/395

**EXEMPTION FROM SPECIFIED REQUIREMENTS OF LAND TRANSPORT RULE:
Heavy-vehicle Brakes 2006, Rule 32015**

Pursuant to Section 166(1) of the Land Transport Act 1998, and pursuant to the powers delegated to me, Jackie Hartley, Administrator (Assessments) hereby exempt the motor vehicle specified in Schedule 1 hereto from the section of Land Transport Rule: Heavy-vehicle Brakes 2006 (the Rule) listed in Schedule 2, subject to the conditions specified in Schedule 3.

SCHEDULE 1:

Make/Model: **Domett T & T Ltd, 4 axle full-trailer**
VIN/CHASSIS: **7A9D35012D1023117**


SCHEDULE 2: - Exempted Requirement

Section 2.3(9): The parking brake of a vehicle, whether or not it is being operated as a combination vehicle, must be able to be applied by the driver from the normal driving position using one control only.

SCHEDULE 3: - Conditions of this exemption:

- 1) The vehicle must be fitted with a Wabco park-release emergency valve (PREV), Part Number: 971 002 900 0.
- 2) The vehicle must be fitted with the Wabco PREV name plate, Part Number 971 002 103 4, adjacent to the PREV.
- 3) The vehicle must still be fitted with a parking brake that complies with all parking brake requirements in the Rule other than the requirement in Clause 2.3(9) of the Rule.
- 4) The installation of the PREV must be approved in writing by Gough Transpecs or an NZ Transport Agency appointed HVEK certifier acting on behalf of, and under instruction from, Gough Transpecs; Gough Transpecs must keep a written record of all approvals.
- 5) An HVEK certifier in 4) must be fully trained in end of line procedures for Wabco electronically controlled braking systems.
- 6) Gough Transpecs must provide full operator training in the use of the PREV and furnish the operator with full written operating instructions for the PREV.
- 7) The vehicle must not be modified in any way while operating under this exemption.
- 8) This original exemption must be kept by Gough Transpecs.
- 9) A copy of this exemption (printed on a silver WABCO Sticker) must be affixed to the exempted vehicle as close to the WABCO PREV as possible.
- 10) The sticker in 9) must be legible and include all printed areas of this original exemption letter.
- 11) This exemption can be revoked at any time in writing by the NZ Transport Agency.

Signed at Wellington this 6th day of December 2012.


Jackie Hartley
Administrator (Assessments)